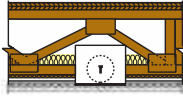


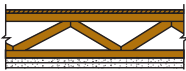



Gypsum Wallboard Floor/Ceilings – Wood Framing (wood joists) (CAD FILE NAME **GOLDS.DWG** OR **GOLDS.DXF**)

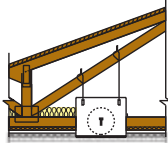
No.	Fire Rating	Ref.	Design No.	Description	STC	Test No.	IIC	
							No Carpet	Carpet & Pad
1	1 hr.	UL GA	L522 FC 5410	1/2" (12.7 mm) Fire-Shield C Gypsum Wallboard or 1/2" (12.7 mm) Fire-Shield C Kal-Kore plaster base nail attached to 2 x 10 (38 mm x 241 mm) wood joists spaced 16" o.c. (406 mm). UL design L522 permits option of floor topping over plywood.	37	NGC 4042 NGC 5032A NGC 5033	32	66
	1 hr.						UL GA	L501 FC 5420
2		1 hr.	UL FM	L515 FC 181	1/2" (12.7 mm) Fire-Shield C Gypsum Wallboard or 1/2" (12.7 mm) Fire-Shield C Kal-Kore plaster base screw attached to Resilient Furring Channels spaced 24" o.c. (610 mm) on 2 x 10 (38 mm x 241 mm) wood joists 16" o.c. (406 mm). Wallboard secured to channels with 1" self-drilling screws 12" o.c. (305 mm). Option in UL L515 allows Drywall Suspension System to be hung from joists. No insulation in plenum. With 3 1/2" (88.9 mm) glass fiber.	45		
	3	1 hr.					FM	FC 193
4		1 hr.	FM GA GA GA	FC-172 FC 5406 RC 2601 RC 2602	Base layer 5/8" (15.9 mm) Fire-Shield Wallboard attached with screws 24" o.c. (610 mm) to wood joists or trusses 24" o.c. (610 mm). Second layer 5/8" (15.9 mm) Fire-Shield Wallboard or 5/8" (15.9 mm) F.S. Soffit Board screw attached 12" o.c. (305 mm). 1/2" (12.7 mm) plywood floor. Ceiling provides one hour fire resistance protection for wood framing.	58		
	5	2 hr.					UL GA	L505 FC 5724

QUICK SELECTOR FOR FIRE AND SOUND RATED SYSTEMS

Gypsum Wallboard Floor/Ceilings – Wood Framing (floor truss) (CAD FILE NAME [GOLDS.DWG](#) OR [GOLDS.DXF](#))

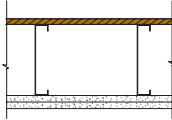
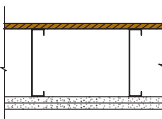
No.	Fire Rating	Ref.	Design No.	Description	STC	Test No.	IIC
6	1 hr.	UL GA	L558 FC 5514	 <p>One layer 5/8" (15.9 mm) Fire-Shield C Wallboard or 5/8" (15.9 mm) Fire-Shield C Kal-Kore plaster base screw attached to 1/2" (12.7 mm) resilient furring channel spaced 12" o.c. to lower chord of 18" (457.2 mm) deep wood trusses of 2 x 4 (38 mm x 89 mm) lbr. with steel truss plates spaced 24" o.c. (610 mm) 23/32" (18.2 mm) plywood subfloor with 15/32" (11.9 mm) plywood finish floor.</p> <p>Optional - 3 1/2" thick glass fiber insulation draped over furring channels - Optional Ceiling damper.</p>			
7	1 hr.	FM GA	FC-442 FC 5517	 <p>One layer 5/8" (15.9 mm) Fire-Shield C Wallboard applied perpendicular and screw attached directly to the lower chord of 14" (35.6 mm) deep wood-webbed trusses of 2 x 4 (38 mm x 89 mm) lbr. with Type I.L.S. plates spaced 24" o.c. (610 mm). Edge joints backed with 2 x 4 (38 mm x 89 mm) wood blocks fastened to lower chord with Z-clips. 19/32" (15.1 mm) plywood floor sheathing.</p>			
8	1 hr.	UL FM GA	L528 FC-448 FC 5516	 <p>One layer 5/8" (15.9 mm) Fire-Shield C Wallboard screw attached to 7/8" (22.2 mm) furring channel wire tied perpendicular to lower chord of wood-webbed trusses of 2 x 4 (38 mm x 89 mm) lbr. with steel truss plates spaced 24" o.c. (610 mm). Floor 3/4" (19.1 mm) nominal plywood.</p> <p>Optional resilient furring channels.</p>			
9	1 hr.	FM GA	FC 214 FC 5512	 <p>Two layers 1/2" (12.7 mm) Fire-Shield C Wallboard each screwed perpendicular, with all joints of face layer staggered 24" o.c. (610 mm) from base layers, to 24" o.c. (610 mm) trusses fabricated using connectors produced by members of the Truss Plate Institute. 5/8" (15.9 mm) T & G (long sides) plywood flooring nail applied across top chord of trusses.</p>	est. 43		
10	2 hr.	UL	L538	 <p>5/8" (15.9 mm) Fire-Shield C Wallboard, base layer screw attached perpendicular to bottom chord of 9 1/2" (241.3 mm) deep "I" shaped wood spaced 19.2" (487.8 mm) o.c. Resilient furring channel or 7/8" (22.2 mm) deep furring channel spaced 16" o.c. screw attached through base layer into and at right angles to joist. 5/8" (15.9 mm) Fire-Shield C Wallboard, middle and face layers screw attached perpendicular to resilient furring channel or 7/8" (22.2 mm) deep furring channel. 5/8" (15.9 mm) T & G plywood floor sheathing. Rating also applies with 5/8" (15.9 mm) Fire-Shield C Kal-Kore plaster base.</p>			

Gypsum Wallboard Roof/Ceilings – Wood Framing (Pitched Roof Truss)

11	1 hr.	UL GA	P533 RC 2603	 <p>Roof/ceiling. One layer 5/8" (15.9 mm) Fire-Shield C Wallboard attached to 1/2" (12.7 mm) resilient furring channel spaced 12" o.c. screw fastened perpendicular to lower chord of wood trusses of 2 x 4 (38 mm x 89 mm) lbr. with steel truss plates, spaced 24" o.c. (610 mm). Roofing system UL Class A, B or C.</p> <p>Optional - 3 1/2" thick glass fiber insulation draped over furring channels - Optional Ceiling damper.</p>			
----	-------	----------	-----------------	--	--	--	--

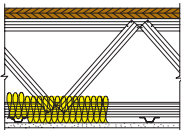
QUICK SELECTOR FOR FIRE AND SOUND RATED SYSTEMS

Gypsum Wallboard Floor/Ceilings – Light Gauge Steel Framing

No.	Fire Rating	Ref.	Design No.	Description
1	1 hr.	UL GA	L524 FC 4502	Two layers 1/2" (12.7 mm) Fire-Shield C Gypsum Wallboard screw attached perpendicular, face layer joints staggered from base layer joints, to 7" (178 mm) deep, 18 gauge steel "C" shaped joists spaced 24" o.c. (610 mm). 5/8" (15.9 mm) T & G plywood floor sheathing.
				
2	1 1/2 hr.	UL	L527	Two layers 5/8" (15.9 mm) Fire-Shield C Gypsum Wallboard screw attached perpendicular, face layer joints staggered from base layer joints, to resilient furring channels spaced 16" (406 mm) o.c. on 9 3/8" deep, 16 gauge steel "C" shaped joists spaced 24" o.c. (610 mm). 3/4" (19.0 mm) T & G plywood floor sheathing.
				

QUICK SELECTOR FOR FIRE AND SOUND RATED SYSTEMS

Gypsum Wallboard Floor/Ceilings – Light Gauge Steel Framing (floor truss) (CAD FILE NAME [GOLDS.DWG](#) OR [GOLDS.DXF](#))

1	1 hr.	UL	L565	One layer 5/8" (15.9 mm) Fire-Shield C Wallboard attached to 1/2" (12.7 mm) resilient furring channels screw fastened perpendicular to lower chord of light gauge steel trusses spaced a maximum 48" o.c. 23/32" (18.2 mm) plywood plywood subfloor with 15/32" (11.9 mm) plywood finish floor.
				Optional, mineral wool or glass fiber insulation draped over furring channels.