



BUILDING TRUST



## PRODUCT DATA SHEET

# BEJS-Pedestrian

**Watertight Expansion Joint System for Pedestrian-trafficked Sidewalks, Curbs, and Walkways**



BEJS-Pedestrian sample shown here is displayed in substrate mock-up

### Product Description

The **BEJS-Pedestrian System** (Bridge Expansion Joint System-Pedestrian) is an expansion joint designed for primary use in sealing sidewalks, walkways and curbs expecting pedestrian traffic. It is designed as a trafficable watertight barrier system within the expansion gap.

The system is comprised of: 1) Precompressed, silicone-and-impregnated-foam hybrid installed into 2) field-applied epoxy adhesive on the joint faces; with the silicone bellows locked to the joint faces with 3) a silicone sealant band on the watertight surface face (see Figure 1).

The BEJS-Pedestrian features an innovation in sealant technology in the form of a microsphere-modified, 100% acrylic impregnation infused into the cellular foam base material.

The material is odorless, clean handling, UV stable, non-staining, and features low temperature flexibility not previously available in asphalt, wax, or isobutylene-based predecessors or competitors.

The result is extension of the usability of the product to applications where asphalt and wax-based predecessors did not work well under conditions of thermal shock (rapid opening and closing of joints during large temperature swings). These applications include pedestrian traffic walkways, sidewalks and associated curbs.

Suitability is further extended to applications in colder geographical regions to which asphalt and wax-based predecessors have not previously been recommended.

### Features

**Watertight** – the tensionless silicone bellows are installed slightly recessed from the top/outer surface of the substrate. The addition of a final silicone band between the substrate and the bellows ensures watertightness to that particular face.

**Non-Invasive Anchoring** – there are no hard metal-to-concrete connections with the BEJS-Pedestrian. This includes embedded pins, anchors, screws, bolts or tracks, trays or rails. The system is locked to the joint faces by means of the backpressure of the foam; the epoxy adhesive, and the injected silicone sealant band at the joint face to foam and silicone bellows interface.

*(Continued next column)*

**Continuity of Seal** – as in all Emseal expansion joint systems, continuity of seal through changes in plane and direction is an essential performance differentiator. “Custom Transitions” are factory fabricated transition pieces from Emseal that can be installed at inside corners and outside corners. This often occurs at roadway-to-curb, curb to sidewalk, or a sidewalk to parapet transitions. These expansion joints are therefore warranted by Emseal to be watertight through the entire movement capability of the product.

**Movement Capability** – +50% and -50% (Total 100%) of nominal material size.

**Aesthetics & Versatility** – Standard color is black. Uniform bellows appearance, fuel resistance, and an enhanced ability to handle variations in joint size are among other system features

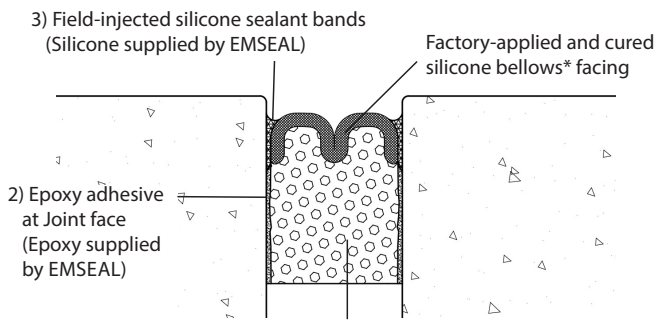
### Uses and Applications

- On sidewalks, walkways, curbs, and parapets.
- Primarily used in conjunction with BEJS (which is used in roadway and vehicular traffic applications.)
- Ideal for new construction as well as retrofit sidewalk and walkway in old or failed joint systems in concrete or rebuilt joint edges. Use in embedded metal angles where demolition or removal of the metal angles is not feasible and where existing joint opening is suited to the movement capability of BEJS.

### Performance

- Substrates must be parallel, plumb and capable of resisting approx. 2.5 psi backpressure from the foam.
- Standard sizes from 1 1/2" (40mm) to 4" (100mm). Other sizes available subject to review of application: consult Emseal.
- Fuel Resistance: Silicone sealant is not degraded by contact with fuel. Some swelling of the silicone material will normally occur, but it will return to its original shape upon evaporation of the fuel.

**Figure 1: BEJS-Pedestrian System in Typical Installation —  
New or Retrofit**



### Composition

- BEJS-Pedestrian is produced by coating an impregnated cellular foam with highway-grade silicone on the traffic side of the joint.
- The silicone external facing is factory applied to the foam at a width greater than maximum joint extension and is cured before final compression.
- Silicone application and curing takes place in a factory-controlled environment. In contrast to field applied liquid sealant and backer rod installations, no movement takes place during curing that can cause deformation or stresses in the material.
- When compressed, a bellows is created in the coating. As joint movement occurs the bellows simply folds and unfolds free of tension on the bondline, and virtually free of tensile stresses in the silicone material.
- The foam provides a resilient backing to the silicone coating, making the system capable of resisting reasonable transient point loads.
- BEJS SYSTEM is precompressed to less than the joint size for easy insertion. After removal from the shrink-wrap and hard board restraining packaging, it expands gradually.

### Installation

*IMPORTANT: The following instructions are a summary. Refer to "BEJS System Install Data" and job-specific instructions of an Emseal technician for complete procedures.*

- Store indoors at room temperature. Expansion is quicker when warm, slower when cold.
- Properly prepare substrates.
- Ensure material nominal size matches joint size.
- Mix epoxy and trowel a thin layer onto the joint faces to at least the depth of the BEJS foam
- Apply a thin layer of epoxy to both sides of the joint face.
- Remove shrink-wrap packaging, hardboard. If necessary, heat using torch to expand material to a snug fit in the joint.
- Insert material into joint with a 1/4" (6mm) recess.
- Join lengths by pushing silicone coated ends firmly together.
- Wipe silicone facing using clean, lint-free rag made damp with solvent.
- Before the epoxy cures, force the tip of the sealant tube between the foam and the substrate and inject a silicone sealant band. Tool overflow sealant into a cove bead between the top of the silicone bellows and the substrate. Tool silicone between joined lengths so that bellows is not restrained by excess silicone.

### CAD & Guide Specs

Guide Specifications and CAD details are available online at [Emseal.com](http://Emseal.com) or by [contacting Emseal](#).

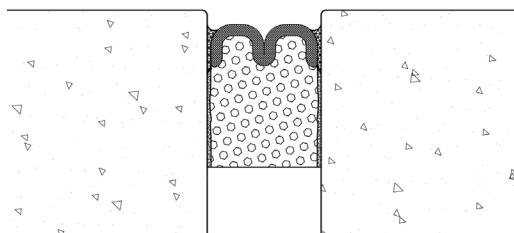
### Warranty

Standard or project-specific warranties are available from Sika Emseal on request.

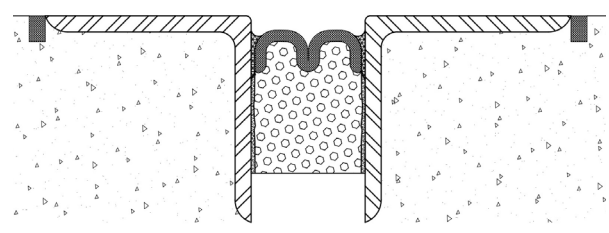
### Availability & Price

BEJS-Pedestrian is available for shipment internationally. Prices are available from local representatives and/or directly from the manufacturer. Sika Emseal reserves the right to modify or withdraw any product without prior notice.

### TYPICAL APPLICATIONS



**BEJS-Pedestrian Typical Concrete**



**BEJS-Pedestrian in Metal Angles (Retrofit)**



Property	Value	Test Method
Base Material	Cellular, high density, polyurethane foam	N/A
Impregnation	Proprietary, modified, water-based, acrylic	N/A
Temperature Service range High Low	185°F (85°C) -40°F (-40°C)	ASTM C711
UV resistance	No Changes – 2000 hours	ASTM G155-00A
(Accelerated Weatherometer) resistance to aging	No Changes – 2000 hours	ASTM G155-00A
Bleeding: -40°F to 180°F (-40°C to 85°C)	No bleeding when compressed to minimum of claimed movement i.e. -50% of nominal size and when simultaneously heated to 180°F (85°C) for 3 hours	
Compression set	Material recovers to +50% of nominal size within 24 hours of compression to -50% and simultaneous heating to 180°F (85°C) for 3 hours	

Property	Value
Color	Black
Percent Solids (minimum)	96
Specific Gravity	1.26 – 1.34
<b>Following tests conducted on Sealant Cured after 21 days at 25°C (77°F) and 50% RH:</b>	
Elongation percent minimum	1400
Joint Modulus at 50 percent Elongation, psi (kPa) maximum	7(48)
Joint Modulus at 100 percent Elongation, psi (kPa) maximum	8(55)
Joint Modulus at 150 percent Elongation, psi (kPa) maximum	9(62)
Adhesion to Concrete, minimum percent Elongation	+600
Adhesion to Asphalt, minimum percent Elongation	+600
Joint Movement Capability, +100/-50 percent, 10 cycles	No Failure
Weatherability	Unaffected by climatic extremes
Flexibility	Cured sealant stays rubbery from -45 to 149°C (-50 to 300°F)

Percent Volume Swell - Visual		
Fluid	Silicone Joint Sealant	
JP-4	5 – 20%	
Skydrol B	None	
50/50 Glycol/H2O	None	
Hydraulic Fluid	None	After drying, all samples passed +100/-50% movement testing.

Nominal Material Size (Joint Size at Mean T°F)	Depth of Seal	Min. Joint (closes to)	Max. Joint (opens to)
1-1/2" (40mm)	2 1/2" (65 mm)	3/4" (20mm)	2-1/4" (55mm)
1-3/4" (45mm)	2 1/2" (65 mm)	7/8" (22mm)	2-5/8" (68mm)
2" (50mm)	2 1/2" (65 mm)	1" (25mm)	3" (75mm)
2-1/4" (55mm)	2-1/2" (65mm)	1-1/8" (28mm)	3-3/8" (60mm)
2-1/2" (65mm)	2-3/4" (70mm)	1-1/4" (30mm)	3-3/4" (95mm)
2-3/4" (70mm)	3 1/4" (80mm)	1-3/8" (35mm)	4-1/8" (105mm)
3" (75mm)	3 1/4" (80mm)	1-1/2" (40mm)	4-1/2" (115mm)
3-1/4" (85mm)	3-1/2" (90mm)	1-5/8" (42mm)	4-7/8" (120mm)
3-1/2" (90mm)	3-1/2" (90mm)	1-3/4" (45mm)	5-1/4" (135mm)
3-3/4" (95mm)	4" (100mm)	1-7/8" (47mm)	5-5/8" (140mm)
4" (100mm)	4" (100mm)	2" (50mm)	6" (150mm)

For joint sizes larger than 4-inches consult EMSEAL

**EMSEAL JOINT SYSTEMS, LTD**  
25 Bridle Lane  
Westborough, MA 01581 USA  
Phone: 508.836.0280  
Fax: 508.836.0281  
[www.emseal.com/bridge](http://www.emseal.com/bridge)

**EMSEAL, LLC**  
111 Royal Group Crescent  
Woodbridge, ON L4H 1X9 Canada  
Phone: +1-416-740-2090  
Fax: +1-416-740-0233  
[www.emseal.com](http://www.emseal.com)

**SIKA CORPORATION**  
201 Polito Avenue  
Lyndhurst, NJ 07071 USA  
Phone: +1-800-933-7452  
Fax: +1-2019336225  
[www.usa.sika.com](http://www.usa.sika.com)

**Product Data Sheet**  
Emseal BEJS-Pedestrian  
May 2022 Version SE-1.0



**BUILDING TRUST**

