

Table of Contents

Technical Data Sheets

PROCOR® Above-Grade	2
PROCOR® Below-Grade	9
BITUTHENE® Liquid Membrane	17
HYDRODUCT® 220 Drainage Composite	21
HYDRODUCT® 660 Drainage Composite	24
ADCOR® 500S Waterstop	27

Safety Data Sheets

PROCOR 75 LOW VISCOSITY SPRAY GRADE Part A	32
PROCOR 20 TROWEL GRADE Part A	41
PROCOR 10 Part A	50
PROCOR PART B (PROCOR 10, 20 AND 75)	58
BITUTHENE® Liquid Membrane	66
HYDRODUCT® Drainage Composite All	82
ADCOR® 500S	89

Warranty

PROCOR® Fluid Applied Waterproofing Membrane	103
--	-----

Detail Drawings – All	104
-----------------------	-----

PROCOR® Above-Grade Data Sheet

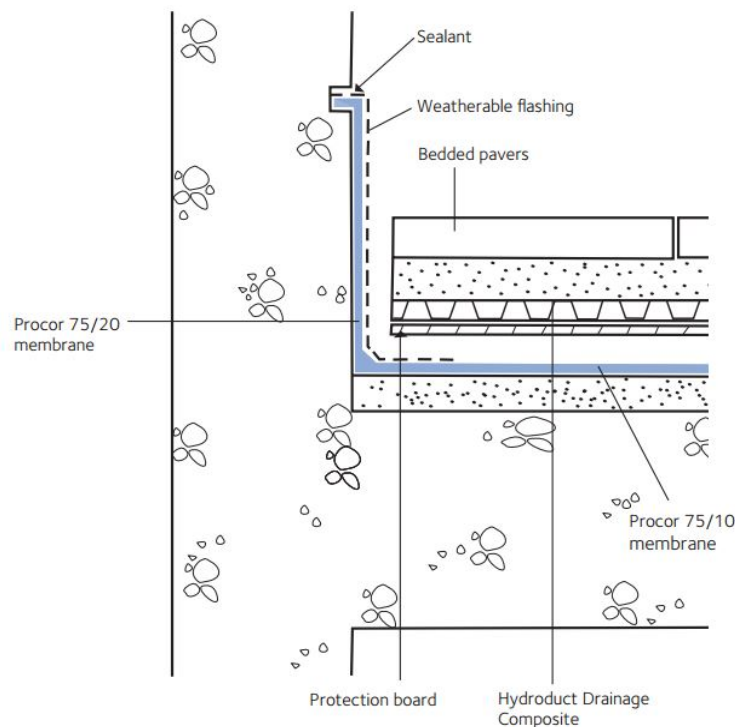
Elevated decks, green roofs and plaza fluid applied waterproofing

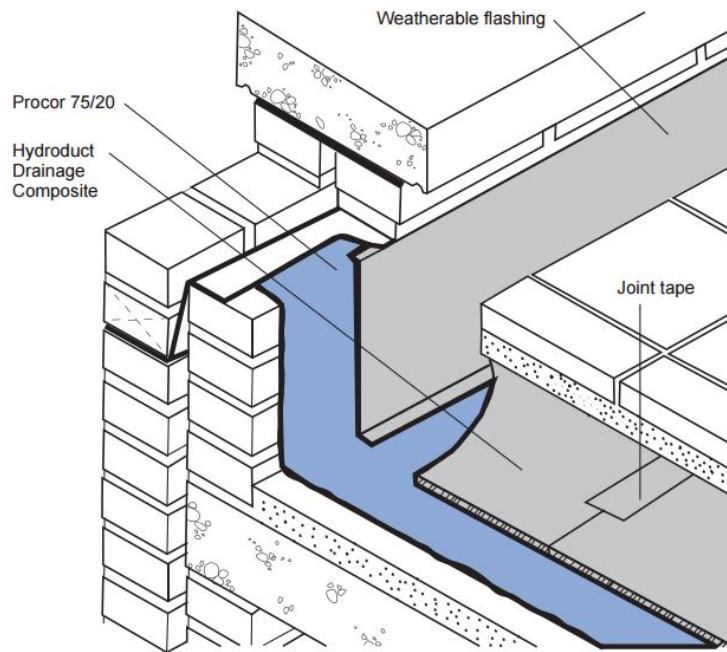
Product Description

PROCOR® is a two component, synthetic rubber, cold vulcanized fluid applied waterproofing membrane. PROCOR® is formulated for application to external surfaces of structural concrete, masonry and other substrates needing waterproofing. It cures to form a resilient, monolithic, fully bonded elastomeric sheet.

PROCOR® protects elevated decks, plazas and inverted roofs against water and water vapor penetration.

Architectural and Industrial Maintenance Regulations limit the Volatile Organic Compound (VOC) content in products classified as Architectural Coatings. The VOC content of PROCOR® waterproofing membranes is less than 75 g/L. Refer to Technical Letters at gcpat.com for the most current list of allowable limits.





Product Advantages

- Fully bonded - water cannot track beneath the membrane
- Elastomeric - accommodates minor structural movements and will bridge concrete shrinkage cracks
- Asphalt free formulation - does not become brittle with age and remains flexible to -22 °F (-30 °C)
- Chemical cure - 100% solids no loss of thickness, wet thickness equals dry thickness
- Seamless - continuous waterproofing integrity with easy detailing
- Primerless - applied to the substrate with minimal surface preparation
- Damp surface tolerant - can be applied over freshly set green concrete as soon as concrete is structurally sound
- Solvent free - no volatile organic solvents
- Cold applied - eliminates open flame fire hazards during application
- Quick and easy application - by airless spray or trowel
- Low temperature application - wide temperature application window, spray applied down to 20 °F (-7 °C)
- Versatile - easy to use at drains, pipe penetrations, inside and outside corners, etc.
- ASTM C836 - meets or exceeds all physical performance criteria

Principal Applications

New and remedial waterproofing of elevated concrete decks including:

- Concrete and masonry basements
- Split slabs and wet rooms
- Retaining walls
- Parking/plaza decks
- Podiums and terraces
- Planters and green roofs

System Options and Accessories

- PROCOR® 75 Spray Grade - for horizontal and vertical applications
- PROCOR® Deck System 3R - comprises 2 layers of PROCOR® at 3 mm (120 mil) total thickness with an embedded layer of PROCOR® reinforcing mesh to provide ultra strength and thickness control
- HYDRODUCT® Drainage Composites - high compressive strength, high flow drainage sheets
- BITUTHENE® Liquid Membrane - for detailing at pipe entries, etc.
- PREPRUFE® Tape - for detailing transitions between other GCP waterproofing products and difficult to bond to materials
- PROCOR® Concrete Sealer - to control the effects of vapor drive in concrete and masonry surfaces that could create pin holes and blisters

Installation

Safety

All users must read and understand product label and SDS (Safety Data Sheet) before use. Carefully read detailed precaution statements on the product labels and SDS before use. SDSs can be obtained from our web site at gcpat.com or by calling our toll free number 866-333-3SBM (3726) for technical assistance.

Application

PROCOR® fluid applied waterproofing membranes are typically applied at a minimum thickness of 60 mil (1.5 mm). PROCOR® 75 is designed for application through commercially available airless two-component spray equipment. GCP has a network of trained PROCOR® Specialist Spray Applicators. Contact GCP for details of local applicators, application techniques and spray systems.

Decks

All decks must be structurally sound to provide a clean, firm and smooth surface for membrane application. GCP recommends the following:

- No excessive deflection or movement of the deck
- Deck shall provide for support of the maximum anticipated dead and live loads, and for the maximum expected expansion and contraction of the roof system structure
- All projections, penetrations and openings in the deck shall be completed before PROCOR® application begins
- Joints in pre-cast/pre-stressed concrete decks are to be grouted so the top surface is level and smooth before membrane application

Slope For Drainage

A minimum slope to drain of 1/8 in./ft (11 mm/m) shall be used on all concrete decks. In horizontal applications where a minimum slope of 1/8 in./ft (11 mm/m) cannot be achieved, a 2-coat application of PROCOR® membrane is recommended to achieve the total thickness. Slope should be achieved with a monolithic structural slab and not with a separate concrete fill layer. Technical recommendations contained in ASTM C898, *Standard Guide for Use of High Solids Content, Cold Liquid-Applied Elastomeric Waterproofing Membrane With Separate Wearing Course*, shall be observed.

Surface Preparation

All concrete surfaces must be wood float or form finish and free from frost, dirt, grease, oil or other contaminants. All irregularities and voids that may not be filled or bridged by the membrane during application must be filled using a lean grout mix, parging or pretreatment with PROCOR® membrane. Particular attention must be paid to all bug holes, poorly consolidated concrete or other conditions that result in surface irregularities greater than 1/4 in. (6 mm) across and/or 1/8 in. (3 mm) in depth. Concrete form lines and any high spots greater than 1/8 in. (3 mm) in height should be removed. All substrates must be wire-brushed, swept with a stiff broom or blown off with low pressure air to remove dirt, dust and loose stones.

Surfaces with excessive laitance may require shot blasting or pressure washing to provide a dense smooth surface, free from contaminants.

Under certain conditions it may be necessary to apply PROCOR® Concrete Sealer to minimize the formation of pin holes and blisters. Contact GCP Applied Technologies if in doubt about the suitability of the substrate.

Application to freshly set Green Concrete or Damp Surfaces

PROCOR® may be applied to freshly set green concrete as soon as the concrete has attained sufficient strength to bear traffic loads without damage. For wall applications PROCOR® may be applied 24 hours after the concrete forms have been removed. PROCOR® may be applied to surfaces that are damp to the touch. All visible water must be removed prior to application. On green or damp concrete substrate applications, direct sunlight may cause the surface temperature to rise rapidly, resulting in blisters and pinholes. Under these conditions apply PROCOR® Concrete Sealer or a scratch coat of PROCOR® before applying PROCOR® membrane.

Do not apply PROCOR® waterproofing membranes in wet, rainy weather. Once curing has begun (usually less than one hour) PROCOR® membranes will not be affected by light rain showers.

Application Temperature

Spray Application - The minimum temperature for spray application is 20°F (-7°C). Do not apply PROCOR® if there is condensation or frost on the substrate. Refer to Technical Bulletin, *Spraying PROCOR® 75 at Low Temperatures*, for details on cold weather spraying.

Detailing and Pretreatment of critical areas

All detailing shall be completed prior to applying the full coverage of PROCOR® membrane. The continuous field application shall completely cover detail areas to provide double thickness coverage. GCP has published application procedures and drawings for specific constructions such as inside and outside corners, drains and other penetrations, non-moving joints and hairline cracks, etc. For the most installation information, refer to the published PROCOR® *Standard Application Procedures* and PROCOR® *Standard Detail Drawings* available from your GCP representative.

Spray Application

PROCOR® 75 membrane is formulated for spray application to both horizontal and vertical surfaces. Contact GCP Applied Technologies for details of spray equipment and trained, experienced applicators.

Thickness Control

Application thickness of PROCOR®75 must be controlled by regularly spot checking the thickness with a wet film thickness gauge during application. Trowel ridges on the PROCOR® membrane are acceptable as long as the minimum thickness is maintained.

Mixing and Pot Life

PROCOR® 75 Spray Application

PROCOR® 75 is applied through specialized two component pumps and spray nozzles. Parts A and B are mixed in the nozzle at the time of application. There is no “pot life” associated with Part A or Part B prior to mixing. Prior to beginning spray operations, Part A should be thoroughly mixed to bring any settled material into solution.

Coverage Rates

PROCOR® fluid applied waterproofing membrane is typically applied at a minimum thickness of 60 mil (1.5 mm). The theoretical coverage rate (not including waste) at a 60 mil (1.5 mm) thickness is about 25 ft²/gal (0.6 m²/L). Coverage rates will be reduced over rough and uneven substrates.

Protection, Drainage, and Insulation boards and systems

Protect in-place PROCOR® membranes to avoid damage from other trades, construction materials and backfill. Protection products may be installed after the membrane has started to cure and attained a soft sticky rubber consistency, usually within a few hours or less from the time of application.

For future repair or maintenance on deck installations it may be advantageous to be able to remove the protection board and access the membrane surface without damaging the in-place product. Therefore, drainage, protection and insulation products should not be bonded to PROCOR® membrane on horizontal decks, refer to PROCOR® Application Procedures for details.

To maximize the efficiency of PROCOR® deck waterproofing systems, use GCP HYDRODUCT® drainage composites to protect the membrane.

On horizontal applications, use HYDRODUCT® 660 Drainage Composite – 1/8 in. (3 mm) or 1/4 in. (6 mm) asphalt hardboard or extruded polystyrene insulation board may also be used.

On vertical applications, use HYDRODUCT® 220 Drainage Composite. Other products such as 1/4 in. (6 mm) asphalt impregnated board or 1 in. (25 mm) extruded polystyrene may also be used.

Of the above products, only HYDRODUCT® provides positive drainage to the system.

Backfill

Allow PROCOR® waterproofing membrane to cure at least 48 hours prior to placement of overburden to avoid displacement of the membrane. Use care during the overburden placement operation to avoid movement of the protection board or damage to the waterproofing system.

Flood Testing

Where flood testing is desired, refer to ASTM Standard D5957-98 or most current version with the following modifications. Allow the PROCOR® membrane a minimum of 48 hours cure before beginning flood testing. Test to a minimum water depth of 2 in. (50 mm) during and after the flood test, visually look for any sign of leakage in the system. Mark any leaks and repair when the membrane is dry. Low voltage electronic leak detection techniques may be used to supplement visual observation and flood testing.

Repair Procedures

In-place PROCOR® can be repaired with PROCOR®75. When repair of the membrane is necessary it is important to start with a clean, well bonded, dust free surface. Follow published GCP *PROCOR® Standard Application Procedures*.

Cleaning

Many tools and equipment are often effectively cleaned by allowing the material to cure and simply peeling it off the next day.

Storage and Handling Information

PROCOR® waterproofing membranes (Part A and Part B) should be stored under cover in original sealed containers above 40 °F and below 100 °F (4 °C to 38 °C). Do not allow Part B to freeze. If freezing of Part B occurs, discard the material. The shelf life is 9 months in unopened containers.

Limitations

PROCOR® membranes should not be used in areas where they will be permanently exposed to weather or traffic. Maximum exposure period to sunlight is 30 days. PROCOR® membranes should not be used in negative side waterproofing applications.

Specification Clauses

Manufacturer's Guide Specifications can be obtained at gcpat.com or by calling your local GCP representative.

Packaging

PRODUCT	UNIT OF SALE	APPROXIMATE COVERAGE
PROCOR® 75	75 gallon (284 L) kit	1875 ft ² (175 m ²) ki
HYDRODUCT® 660	One 4 ft x 50 ft (1.22 m x 152 m) roll	200 ft ² (18.6 m ²) roll
HYDRODUCT® 660	One 4 ft x 50 ft (1.22 m x 152 m) roll	200 ft ² (18.6 m ²) roll

Footnote: Nominal coverage PROCOR® 75/10/20 at 60 mil (1.5 mm) based on 25 sf/gal for smooth concrete. Coverage will vary with substrate condition.

Physical Properties

PROPERTY	TYPICAL VALUE	TEST METHOD
Resistance to hydrostatic head over ¼ in. (3.2 mm) post formed crack	65 ft (20 m)	ASTM D5385
Peel adhesion to concrete	5 lbs/in. (880 N/m)	ASTM D903 modified ¹
Elongation	500%	ASTM D412
Pliability, 180° bend over 1 in. (25 mm) mandrel at -23°F (-30°C)	Unaffected	ASTM D1970
Low temperature flexibility and crack bridging 1/8 in. (3.2 mm) crack cycling at -15°F (-26°C)	Pass	ASTM C836
Extensibility over 1/4 in. (6.4 mm) crack after heat aging	Pass	ASTM C836

Footnote:

1. PROCOR® waterproofing membrane is applied to concrete and allowed to cure. Peel adhesion of the membrane is measured at a rate of 2 in. (50 mm) per minute with a peel angle of 90° at room temperature.

gcpat.com | North America Customer Service: 1-866-333-3SBM (3726).

We hope the information here will be helpful. It is based on data and knowledge considered to be true and accurate, and is offered for consideration, investigation and verification by the user, but we do not warrant the results to be obtained. Please read all statements, recommendations, and suggestions in conjunction with our conditions of sale, which apply to all goods supplied by us. No statement, recommendation, or suggestion is intended for any use that would infringe any patent, copyright, or other third party right.

PROCOR, HYDRODUCT, BITUTHENE, and PREPRUFE are trademarks, which may be registered in the United States and/or other countries, of GCP Applied Technologies Inc. This trademark list has been compiled using available published information as of the publication date and may not accurately reflect current trademark ownership or status.

© Copyright 2018 GCP Applied Technologies Inc. All rights reserved.

GCP Applied Technologies Inc., 2325 Lakeview Parkway, Suite 400, Alpharetta, GA 30009, USA
GCP Canada, Inc., 294 Clements Road, West, Ajax, Ontario, Canada L1S 3C6

This document is only current as of the last updated date stated below and is valid only for use in the United States. It is important that you always refer to the currently available information at the URL below to provide the most current product information at the time of use. Additional literature such as Contractor Manuals, Technical Bulletins, Detail Drawings and detailing recommendations and other relevant documents are also available on www.gcpat.com. Information found on other websites must not be relied upon, as they may not be up-to-date or applicable to the conditions in your location and we do not accept any responsibility for their content. If there are any conflicts or if you need more information, please contact GCP Customer Service.

Last Updated: 2023-06-29

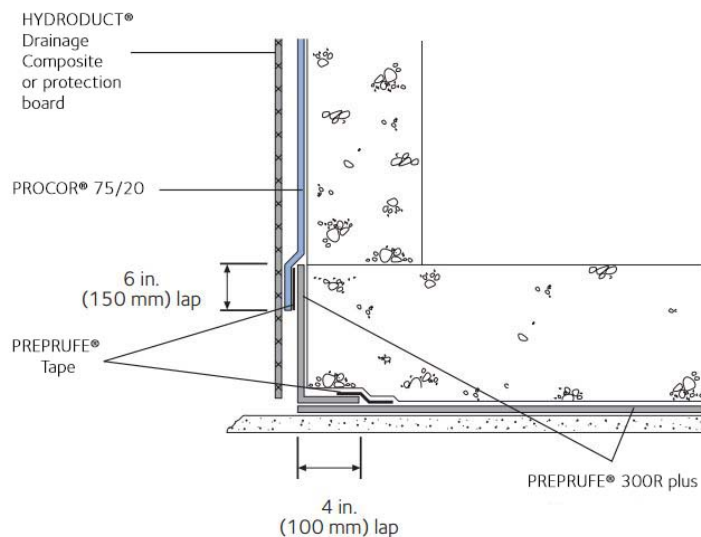
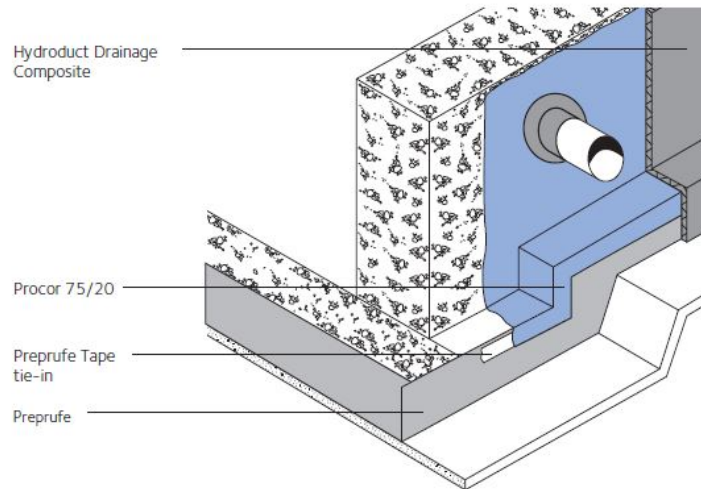
gcpat.com/solutions/products/liquid-waterproofing/procor-above-grade-data-sheet

PROCOR® Below-Grade Data Sheet

Fluid applied waterproofing for below grade structures

Product Description

PROCOR® is a two component, synthetic rubber, cold vulcanized, fluid applied waterproofing membrane. It cures to form a resilient, monolithic, fully bonded elastomeric sheet. PROCOR® will protect below ground structures against water and water vapor ingress. The Volatile Organic Compound (VOC) content of PROCOR® waterproofing membranes is less than 75 g/L. Architectural and industrial maintenance regulations limit the VOC content in products classified as architectural coatings. Refer to Technical Letters at gcpat.com for most current list of allowable limits.



Product Advantages

- Fully bonded—water cannot track beneath the membrane
- Waterproof—resists a hydrostatic head in excess of 65 ft (20 m)
- Elastomeric—accommodates minor structural movements and will bridge concrete shrinkage cracks
- Asphalt free formulation—does not become brittle with age and remains flexible to -23 °F (-30 °C)
- Chemical cure—100% solids; wet thickness equals dry thickness
- Seamless—continuous waterproofing integrity with easy detailing
- Primerless—applied directly to the substrate with minimal surface preparation
- Damp surface tolerant—can be applied to damp-to-touch surfaces
- Cold applied—eliminates fire hazards during application
- Quick and easy application—by airless spray or trowel
- Wide application window—can be spray applied down to 20 °F (-7 °C)
- Versatile—easy to use at drains, pipe penetrations, internal and external corners, etc.
- ASTM C836—meets or exceeds all physical performance criteria

Principal Applications

New and remedial waterproofing applications:

- Concrete and masonry basements
- Retaining walls
- Elevator pits
- Service ducts
- Split slab applications
- Floors
- Wet rooms

System Components

- PROCOR® 75 Spray Grade — for horizontal and vertical applications
- HYDRODUCT® Drainage Composites — high compressive strength, high flow geocomposite drainage sheets
- BITUTHENE® Liquid Membrane — for detailing at pipe entries, etc.
- PREPRUFE® Tape — for tie-ins of PROCOR®, BITUTHENE®, or PREPRUFE® waterproofing sheet membranes

Installation

Safety

Refer to product label and SDS (Safety Data Sheet) before use. All users should acquaint themselves with this information prior to working with the material. Carefully read detailed precaution statements on the product labels and SDS before use. SDSs can be obtained from our web site at gcpat.com or by contacting us toll free at 866-333-3SBM (3726).

Application

PROCOR®fluid applied waterproofing membranes are typically applied at a minimum thickness of 60 mil (1.5 mm).

PROCOR®can be installed by hand or using airless spray application. GCP has a network of PROCOR®Specialist Spray Applicators who are trained and experienced in spray application. Contact GCP for further details of local applicators, application techniques and spray equipment.

Surface Preparation

Concrete

Cementitious surfaces must be smooth, monolithic and free of frost, voids, spalled areas, loose substrate and sharp protrusions, dirt, oil, grease and debris and must contain no other contaminants or any visible coarse aggregate. Repair defects such as spalled or poorly consolidated areas.

Tie-holes and “bugholes” larger than 1/4 in. (6 mm) in diameter or deeper than 1/8 in. (3 mm) or both, should be either pretreated with PROCOR®or repaired with a lean concrete mix or grout. See ASTM D5295, *Preparation of Concrete Surfaces for Adhered Membrane Waterproofing Systems*, for further details on substrate preparation.

Cracked, pitted, honeycombed or heavily bugholed surfaces can be filled by spraying from close in (10 in. to 12 in.) but high material usage will result. Under these circumstances it may be more efficient to fill the surfaces with a parge coat of lean mortar mix before application of the PROCOR®It is also acceptable to fill in gaps with a compatible sealant or caulk.

Remove windrows, sharp protrusions and form match lines. Also remove high spots greater than .03 in. (0.8 mm) in height. On highly porous and rough surfaces, it may be necessary to apply ProcCor Concrete Sealer or a scratch coat of PROCOR®to provide a smooth surface, before applying the liquid membrane.

All substrates must be wirebrushed, swept with a stiff broom or blown off with low pressure air to remove dirt, dust and loose stones. Poor quality surfaces with excessive laitance may require shotblasting or pressure washing to provide a dense smooth surface free from contaminants.

Please refer to Technical Letter 2 for more information on *Inspection and Repair of Concrete*.

Masonry

Waterproofing concrete block is critical since most concrete block is porous and therefore susceptible to moisture and water infiltration. Refer to Technical Letter *Waterproofing Concrete Block Walls* for surface preparation. Apply a scratch coat of PROCOR®to provide a smooth surface before applying the liquid membrane.

Wood/Plywood

Apply PROCOR®membrane over securely fastened sound surface. All joints and fasteners shall be flush to create a smooth surface. Contact GCP if in doubt about the suitability of the substrate.

Application to Green Concrete or Damp Surfaces

PROCOR® may be applied to green (minimum 3 days cure time) concrete or over surfaces which are damp to the touch. Remove any visible water prior to application. In green concrete or damp substrate applications, direct sunlight may cause the surface temperature to rise rapidly, drawing moisture from the substrate and resulting in blisters and pinholes in the membrane. Under these conditions it may be necessary to apply PROCOR® Concrete Sealer or a scratch coat of PROCOR® before applying the full thickness PROCOR® membrane.

Do not apply PROCOR® waterproofing membranes in wet weather. Once applied, the membranes will not be affected by light rain showers.

Application Temperature

Spray Application—In spray applications using PROCOR®75, it is possible to work at temperatures below 40 °F (4 °C) provided there is no frost or condensation on the substrate. The minimum temperature for spray application is 20 °F (-7 °C). Refer to Technical Letter *Spraying PROCOR®75 at Low Temperatures*, or contact your GCP representative for details on cold weather spraying.

Detailing

Detailing should be completed prior to applying the full coverage of PROCOR® membrane. The continuous field application should completely cover the detail areas to provide double thickness coverage. For a complete description and instructions on PROCOR® details, consult the separate detail sheets.

Inside and Outside Corners

- Apply a 60 mil (1.5 mm) coating of PROCOR® membrane starting in the corner and extending 6 in. (150 mm) from each side of the corner. For added protection over rough surfaces on inside corners install a 1 in. (25 mm) fillet of BITUTHENE® Liquid Membrane by hand to reinforce the corner.

Non-moving Joints and Hairline Cracks

- Apply a 60 mil (1.5 mm) coating of PROCOR® membrane over non-moving joints or hairline cracks and extend the material 6 in. (150 mm) from each side of the opening.
- Non-moving joints are defined in ASTM C898, Standard Guide for *Use of High Solids Content, Cold Liquid-Applied Elastomeric Waterproofing Membrane With Separate Wearing Course*, as cold joints, construction joints, isolation joints and control joints held together with steel reinforcing bars or wire fabric. These joints are generally considered by the designer of the structural system as non-moving or static joints. Hairline cracks are defined as cracks less than 60 mil (1.5 mm) in width.

Drains and Penetrations

- In drain applications, apply a 60 mil (1.5 mm) coating of PROCOR® membrane over the drain flange and extend it 6 in. (150 mm) beyond the flange.
- Penetration openings must be sealed and stabilized prior to the application of PROCOR® membrane.
- Once sealed and stabilized, install a 1 in. (25 mm) fillet of BITUTHENE® Liquid Membrane around the protrusion. Extend the PROCOR® membrane 6 in. (150 mm) onto the structural substrate and at least 2 in. (50 mm) onto the penetration. For plastic pipes and other low adhesion substrates, a tie-in using PREPRUFE® Tape will be needed.

Hand Application on Horizontal Surfaces

On horizontal applications, use the “pour and spread” method. Pour the mixed material directly from the container and spread using a steel trowel, flexible spreader, float or screed. A metal squeegee with thickness guides at the ends is acceptable and flexible bladed rubber squeegees may also be used. Care must be taken to ensure that any thin areas are brought to the recommended thickness. A notched squeegee is not recommended since it will leave thin spots in the waterproofing. Plan the application sequence so that there is no need to walk on the freshly applied material. The membrane can typically accept foot traffic after 24 to 48 hours. However, in temperatures above 70 °F (20 °C), the membrane can accept foot traffic in less than 24 hours.

In horizontal applications where a minimum slope of 0.13 in./ft (11 mm/m) cannot be achieved, apply 2 coats of PROCOR® membrane to achieve total thickness.

Hand Application on Vertical Surfaces

On vertical applications, scoop the PROCOR® directly from the pail or apply using the “pour and trowel” method. Pour the mixed material directly from the container onto the vertical surface and follow directly behind it with a 12–18 in. (300–450 mm) straight edge steel trowel. Spread the material uniformly across the surface with only one or two passes, starting at the bottom of the wall and pulling the material up the wall. Additional passes with the trowel over the material will cause the material to become “stringy” and difficult to trowel.

Spray Application

PROCOR®75 Membrane may be spray applied to horizontal and vertical surfaces. Contact GCP for qualified spray equipment.

Thickness Control

Application thickness is controlled in both horizontal and vertical applications by marking the area and spot checking the thickness with a wet film thickness gauge. Swipe and trowel marks on the PROCOR® membrane are acceptable as long as the minimum thickness is maintained.

Mixing and Pot Life (Hand Application)

If PROCOR® waterproofing membranes are stored in cold temperatures, allow the material to stand for several hours at room temperature to facilitate mixing and application.

Open the Part A container and stir or mix for about 15 seconds. Add the entire contents of the Part B container to the Part A container and mix either mechanically or by hand. For mechanical mixing, use a slow speed (300–450 RPM), heavy duty drill with a spiral mixing paddle (such as Goldblatt® Paint/Mud Mixer by Stanley Tools) and mix for about 1 minute. For hand mixing, use a flat board or paddle and mix for about 2 to 3 minutes using a slow folding motion.

The mixed product should have a uniform color, free from any white streaks. Take care to scrape material from the side and bottom of the container to ensure thorough mixing. Once mixed use immediately. Do not overmix as overmixing will result in premature thickening of the material in the container and decrease the pot life. Once properly mixed, the pot life is typically 30 to 60 minutes depending on ambient temperature. The pot life may be reduced to about 15 minutes in temperatures above 86 °F (30 °C).

CAUTION:

Always install the entire contents of the container as soon as possible. The reaction that occurs between Part A and Part B is exothermic (gives off heat) and mixed material left in the pail will reach temperatures higher than 212°F (100°C).

Do not cover the material after it is mixed.

Do not add water or any other material to thin the product.

For PROCOR®75, use qualified spray equipment systems. Mixing occurs within the spray gun assembly. Pre-mix Part A prior to pumping to bring any settled material back into solution.

Coverage Rates

PROCOR®fluid applied waterproofing membranes are typically applied at a minimum thickness of 60 mil (1.5 mm). The theoretical coverage rate (not including waste) at a 60 mil (1.5 mm) thickness is about 25 ft²/gal (0.6 m²/L).

Coverage rates will be reduced over rough and uneven substrates.

Drainage, Protection or Insulation

Protect PROCOR®membranes to avoid damage from other trades, construction materials and backfill. Protection products may be installed on the same day as the PROCOR®membrane. Bonding of the protection products to the PROCOR®membrane is achieved if the protection products are installed when the PROCOR®membrane is tacky, generally 1 to 2 hours after the PROCOR®membrane is installed. To achieve non-bonded protection, wait until the PROCOR®membrane surface is no longer tacky, or spread cement dust or lime to remove the tack prior to applying the protection. Take care not to displace the PROCOR®membrane.

On horizontal applications, use HYDRODUCT®660 Drainage Composite. Alternate methods of protection are 1/8 in. (3 mm) or 1/4 in. (6 mm) asphalt hardboard. Extruded polystyrene insulation boards may also be used and are compatible with PROCOR®membranes.

On vertical applications, use HYDRODUCT®220 Drainage Composite. Alternate methods of protection are 1/4 in. (6 mm) asphalt impregnated board or 1 in. (25 mm) extruded polystyrene. Such alternatives do not provide positive drainage to the system.

Backfill and Flood Tests

Allow PROCOR®waterproofing membrane to cure at least 24 hours prior to backfill to avoid displacement of the membrane. Use care during the backfill operation to avoid damage to the waterproofing system. Follow generally accepted practices for backfilling and compaction. Backfill should be added and compacted in 6 in. (150 mm) to 12 in. (300 mm) lifts to avoid stresses on the waterproofing system. Settlement stresses may compromise the integrity of the waterproofing system.

Flood test all horizontal applications with a maximum 2 in. (50 mm) head of water for at least 24 hours. Mark any leaks and repair when the membrane is dry. Before flood testing, be sure the structure will withstand the dead load of the water. For well-sloped decks, segment the flood test to avoid deep water near drains. Start flood test 48 hours after completing the application of PROCOR® fluid applied waterproofing. Low voltage electronic leak detection techniques are also suitable.

Supply

PRODUCT	UNIT OF SALE	APPROX. COVERAGE AT 60 MIL (1.5 MM)	WEIGHT	PALLETIZATION
PROCOR® 75	75 gallon kit	1875 ft ² /kit	748 lbs/kit, net (573 lbs Part A + 175 lbs Part B)	1 or 2 kits/pallet, for orders of 1 or 2 kits only
HYDRODUCT® 660	1 roll (4 ft x 50 ft roll)	200 ft ² /roll	54 lbs/roll	6 rolls/pallet
HYDRODUCT® 220	1 roll (4 ft x 50 ft roll)	200 ft ² /roll	42 lbs/roll	6 rolls/pallet

Footnote: Nominal coverage based on 25 sf/gal for smooth concrete. Coverage will vary with substrate condition.

Physical Properties

PROPERTY	TYPICAL VALUE	TEST METHOD
Resistance to hydrostatic head over 1/8 in. (3.2 mm) post formed crack	65 ft (20 m)	ASTM D5385
Resistance to hydrostatic head over 1/8 in. (3.2 mm) post formed crack	0.08 perms (4.6 ng/Pa.s.m ²)	ASTM E96—method B
Water vapor permeance	0.08 perms (4.6 ng/Pa.s.m ²)	ASTM E96—method B
Peel adhesion to concrete	5 lbs/in. (880 N/m)	ASTM D903 modified ²
Elongation	500%	ASTM D412
Pliability, 180° bend over 1 in. (25 mm) mandrel at -23°F (-30°C)	Unaffected	ASTM D1970
Low temperature flexibility and crack bridging 1/8 in. (3.2 mm) crack cycling at -15°F (-26°C)	Pass	ASTM C836
Extensibility over 1/4 in. (6.4 mm) crack after heat aging	Pass	ASTM C836
Solids content	100%	ASTM D1644

Footnote:

2. PROCOR® waterproofing membrane is applied to concrete and allowed to cure. Peel adhesion of the membrane is measured at a rate of 2 in. (50 mm) per minute with a peel angle of 90° at room temperature

Cleaning

Tools and equipment are most effectively cleaned by allowing the material to cure and simply peeling it off the next day. PROCOR® Flushing Oil is available to clean spray equipment.

Storage and Handling Information

PROCOR® waterproofing membranes (Part A and Part B) should be stored under cover in original sealed containers above 40 °F (4 °C) and below 100 °F (38 °C). Keep Part B from freezing during storage. The shelf life is 9 months in unopened containers.

Limitations

PROCOR® membranes should not be used in areas where they will be permanently exposed to sunlight, weather or traffic.

Maximum exposure period is 30 days.

PROCOR® membranes should not be used in negative side waterproofing applications in hydrostatic condition.

Apply PROCOR® membranes directly to structural surfaces. Do not apply PROCOR® membranes over lightweight insulating concrete. Insulation, if used, must be installed over the membrane.

PROCOR® membranes are not recommended for use as a tank or containment structure liner unless in split slab construction.

PROCOR® is not compatible with petroleum solvents, fuels and oils, materials containing creosote, pentachlorophenol or linseed oil.

Do not use part mixes.

Specification Clauses

Below grade areas shall be waterproofed with PROCOR® Fluid Applied Waterproofing.

All PROCOR® materials shall be supplied or approved by GCP. All detailing, application and protection shall be installed strictly in accordance with GCP instructions. Sample performance and formatted clauses are also available.

gcpat.com | North America Customer Service: +1 (877) 423 6491

We hope the information here will be helpful. It is based on data and knowledge considered to be true and accurate, and is offered for consideration, investigation and verification by the user, but we do not warrant the results to be obtained. Please read all statements, recommendations, and suggestions in conjunction with our conditions of sale, which apply to all goods supplied by us. No statement, recommendation, or suggestion is intended for any use that would infringe any patent, copyright, or other third party right.

PROCOR, HYDRODUCT, BITUTHENE, and PREPRUFE is a trademark, which may be registered in the United States and/or other countries, of GCP Applied Technologies Inc. This trademark list has been compiled using available published information as of the publication date and may not accurately reflect current trademark ownership or status.

© Copyright 2018 GCP Applied Technologies Inc. All rights reserved.

GCP Applied Technologies Inc., 2325 Lakeview Parkway, Suite 400, Alpharetta, GA 30009, USA

GCP Canada, Inc., 294 Clements Road, West, Ajax, Ontario, Canada L1S 3C6

This document is only current as of the last updated date stated below and is valid only for use in the United States. It is important that you always refer to the currently available information at the URL below to provide the most current product information at the time of use. Additional literature such as Contractor Manuals, Technical Bulletins, Detail Drawings and detailing recommendations and other relevant documents are also available on www.gcpat.com. Information found on other websites must not be relied upon, as they may not be up-to-date or applicable to the conditions in your location and we do not accept any responsibility for their content. If there are any conflicts or if you need more information, please contact GCP Customer Service.

Last Updated: 2023-06-28

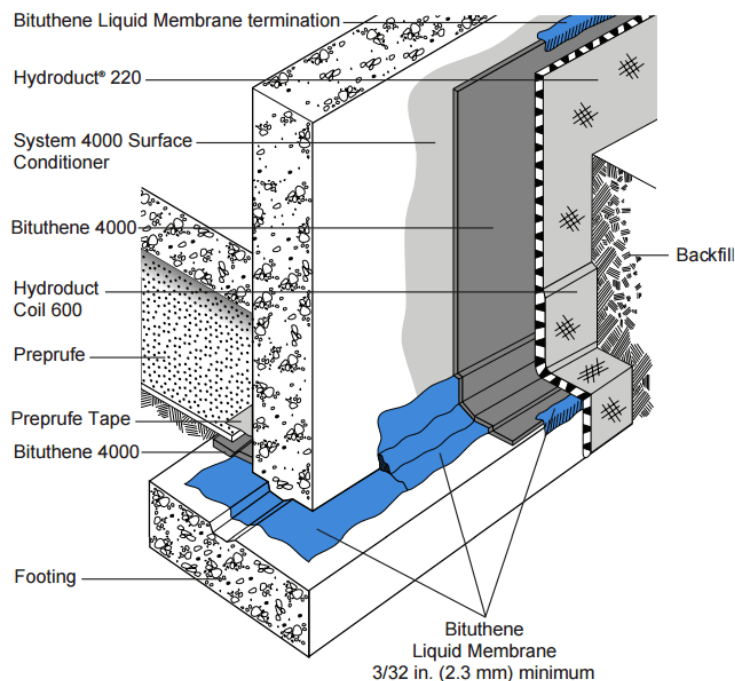
gcpat.com/solutions/products/liquid-waterproofing/procor-below-grade-data-sheet

BITUTHENE® Liquid Membrane Data Sheet

Two component, elastomeric, liquid applied detailing compound for use with GCP waterproofing membranes

Product Description

BITUTHENE® Liquid Membrane is a two component, elastomeric, cold applied, trowel grade material designed for a variety of uses with the GCP waterproofing systems. The VOC (Volatile Organic Compound) content is 10 g/L. Architectural and industrial maintenance regulations limit the VOC content in products classified as architectural coatings. Refer to Technical Letters for the most current list of allowable limits.



Product Advantages

- Liquid applied
- Waterproof
- Tough, rubber-like
- Chemically cured
- Cold applied
- System compatible

Use

BITUTHENE® Liquid Membrane is ideally suited for the following uses:

- Fillet material at inside corners
- Reinforcement material at inside corners
- Flashing material around drains, protrusions, curbs and parapets
- Sealing material at terminations
- Repair material for defects on concrete surfaces
- Flashing material at corners

The two parts of BITUTHENE® Liquid Membrane are mixed on site and troweled on to provide a simple and quick waterproofing detailing aid in conjunction with BITUTHENE®, PREPRUFE® and PROCOR® systems.

Compatibility

BITUTHENE® Liquid Membrane is completely compatible with BITUTHENE®, PREPRUFE® and PROCOR®, and with existing asphalt or coal tar-based waterproofing materials. It is also compatible with cured silicone and polyurethane sealants. It is not compatible with creosote, pentachlorophenol, linseed oil or polysulfide-based sealants.

Supply

BITUTHENE® Liquid Membrane (Parts A & B)		
Unit size	1.5 gal (5.7 L)	4 gal (15.1 L)
Net weight per unit	16 lbs (8 kg)	44 lbs (20 kg)
Units per pallet	100	24

Physical Properties

PROPERTY	TYPICAL VALUE	TEST METHOD
Part A Color	Black	
Part B Color	Clear	
Mixture of Parts A and B Color	Black	
Solids content	100%	ASTM D1644
Elongation	250% minimum	ASTM D412
Peel strength	5 lbs/in. (880 N/m) minimum	ASTM D903
Flexibility, 180° bend over 1 in. (25 mm) mandrel at -25°F (-32°C)	Unaffected	ASTM D1970

Application Procedures

Safety, Storage and Handling Information

BITUTHENE® products must be handled properly. Vapors from solvent based primers and mastic are harmful and flammable. For these products, the best available information on safe handling, storage, personal protection, health and environmental considerations has been gathered. Safety Data Sheets (SDS) are available on the web site and users should acquaint themselves with this information. Carefully read detailed precaution statements on product labels and the SDS before use.

Surface Preparation

All surfaces must be dry and free from dirt, grease, oil, dust or other contaminants. BITUTHENE® Liquid Membrane may be applied at temperatures of 25°F (-4°C) or above. Store in a dry place above 40°F.

Mixing

Add the entire contents of the Part B container to Part A and mix for 3 to 5 minutes until uniform. Part A is black and Part B is clear. Take care to scrape material from the side and bottom of the containers to ensure thorough mixing. A low speed (150 rpm) mechanical mixer with flat paddle blades is required. Do not apply any material if streaks can be seen due to insufficient mixing. Once mixed, BITUTHENE® Liquid Membrane must be applied by trowel within 1.5 hours. More time is available at lower temperatures.

At high temperatures, thickening and curing will be faster. Material that has thickened must be discarded. The material will cure to a very flexible rubber-like material.

BITUTHENE® Liquid Membrane must be applied at a minimum thickness of $\frac{3}{16}$ in. (2.3 mm) unless otherwise noted on details. 32 In fillet applications, the face of the fillet should be a minimum of $\frac{3}{4}$ in. (20 mm). In corner flashing application details, it should extend 6 in. (150 mm) in each direction from the corner. BITUTHENE® Liquid Membrane will adhere to primed or unprimed concrete.

BITUTHENE® Liquid Membrane should be allowed to cure at least 24 hours before flood testing.

Coverage

As a fillet material, 1 gal (3.8 L) will cover approximately 100 linear feet (30 m). As a flashing material, 1 gal (3.8 L) will cover approximately 17 f² (1.6 m²). As a fillet and reinforcement, 1 gal (3.8 L) will cover approximately 14 linear feet (4.3 m).

Cleaning

Clean tools and equipment with mineral spirits before BITUTHENE® Liquid Membrane has cured. Mineral spirits is a combustible liquid and should be used only in accordance with the manufacturer's safety recommendations. Do not use solvents to clean hands or skin.

gcpat.com | North America Customer Service: 1-866-333-3726

We hope the information here will be helpful. It is based on data and knowledge considered to be true and accurate, and is offered for consideration, investigation and verification by the user, but we do not warrant the results to be obtained. Please read all statements, recommendations, and suggestions in conjunction with our conditions of sale, which apply to all goods supplied by us. No statement, recommendation, or suggestion is intended for any use that would infringe any patent, copyright, or other third party right.

BITUTHENE, PROCOR, and PREPRUFE are registered trademarks, which may be registered in the United States and/or other countries, of GCP Applied Technologies Inc. This trademark list has been compiled using available published information as of the publication date and may not accurately reflect current trademark ownership or status.

© Copyright 2018 GCP Applied Technologies Inc. All rights reserved.

GCP Applied Technologies Inc., 2325 Lakeview Parkway, Suite 450, Alpharetta, GA 30009, USA

GCP Canada, Inc., 294 Clements Road, West, Ajax, Ontario, Canada L1S 3C6

This document is only current as of the last updated date stated below and is valid only for use in the United States. It is important that you always refer to the currently available information at the URL below to provide the most current product information at the time of use. Additional literature such as Contractor Manuals, Technical Bulletins, Detail Drawings and detailing recommendations and other relevant documents are also available on www.gcpat.com. Information found on other websites must not be relied upon, as they may not be up-to-date or applicable to the conditions in your location and we do not accept any responsibility for their content. If there are any conflicts or if you need more information, please contact GCP Customer Service.

Last Updated: 2022-12-06

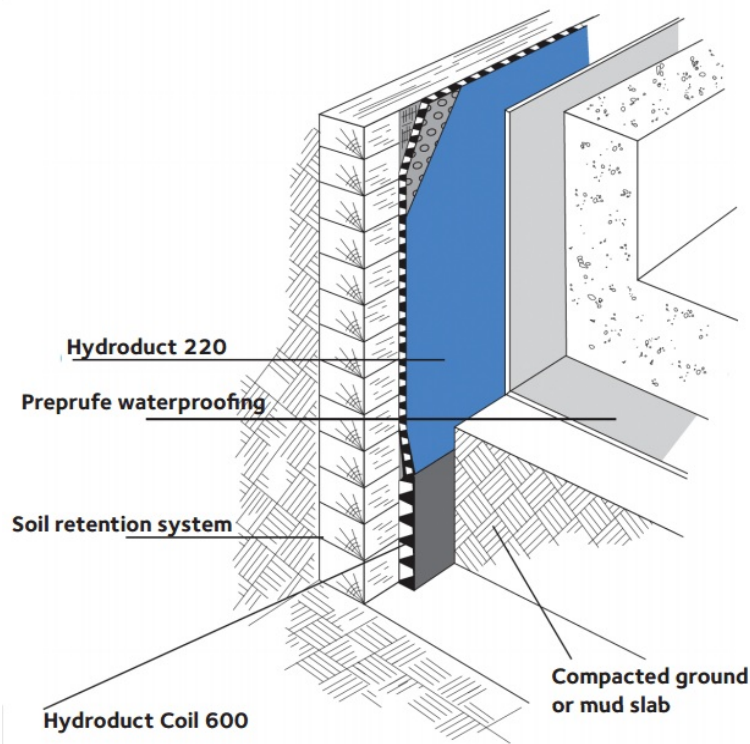
gcpat.com/solutions/products/bituthene-post-applied-waterproofing/bituthene-liquid-membrane

HYDRODUCT® 220 Data Sheet

Drainage composite for use as a combined drainage and protection layer with GCP waterproofing membranes

Product Description

HYDRODUCT® 220 is a strong, preformed 0.44 in. (11 mm) thick geocomposite drainage sheet system, comprising a hollow studded polypropylene core, covered on one side with a nonwoven, needle punched polypropylene filter fabric and on the other side with a smooth polymeric film.



Uses

HYDRODUCT® 220 is designed primarily for use with waterproofing materials in vertical installations.

HYDRODUCT® 220 has been specially developed to provide a simple and highly practical collector and deflector of unwanted ground water on foundation walls, retaining walls, tunnels and planters. It can be used with PREPRUFE®, PROCOR®, or BITUTHENE® waterproof membranes. When installed it protects the membrane from damage and minimizes the build-up of percolated surface water against the structure. The construction of the studded sheet also creates an air void to isolate the structure from the effects of the surrounding ground.

HYDRODUCT® 220 has been designed to withstand ground pressures and the compaction forces of wet concrete to maintain a high water flow capacity. The drainage sheet must be connected into the site drainage system to minimize hydrostatic build-up and collect infiltrated water using HYDRODUCT® Coil 600 or traditional perforated pipes wrapped and linked with the geotextile filter fabric to prevent clogging.

Product Advantages

- Enhances waterproofing—eliminates hydrostatic pressure build-up
- Efficient water collector/deflector—can be used as a sandwich drainage layer between lagging and the reinforced concrete structure
- Smooth polymeric sheet—compatible with PREPRUFE[®], PROCOR[®], or BITUTHENE[®] membranes
- Convenient drainage and protection layer—serves as robust membrane protection and drainage
- Geotextile fabric filter—allows ground water to pass into the drain core while restricting the movement of soil particles
- High flow capacity
- Rot proof—unaffected by permanent immersion in water, bacteria, dilute acids and alkalis
- Economical—eliminates imported aggregate drainage layers
- Studded core—allows water to flow to designated drainage collection points

Application Procedures

Safety, Storage and Handling Information

All construction products must be handled properly. Safety Data Sheets (SDS) are available and users should acquaint themselves with this information. Carefully read detailed precaution statements on product labels and the SDS before use.

Installation

Position HYDRODUCT[®] so that the geotextile fabric filter is facing toward the groundwater, soil or overburden. The solid polymeric film provides extra protection for waterproofing such as PROCOR[®] or BITUTHENE[®] and should not be removed. In vertical applications, HYDRODUCT[®] 220 Drainage Composites can be applied to the substrate vertically but should extend from the perimeter discharge pipe to a point approximately 6 in. (150 mm) below the anticipated grade line.

When adhering HYDRODUCT[®] 220 directly to BITUTHENE[®] waterproofing membranes, PREPRUFE[®] Detail Tape should be used. When using PREPRUFE[®] Detail Tape, press firmly to ensure good adhesion.

Substrate and job site conditions will determine the attachment pattern. Additional consideration should be given in high wind exposures. Abut adjacent rolls with excess fabric overlapping in shingle fashion.

For inside and outside corners, abut adjoining drainage composite at the corner. Cover open core with extra geotextile filter fabric. The exposed core along the top terminations should be covered with a strip of geotextile to prevent intrusion of soil into core. At the bottom termination extend the HYDRODUCT[®] 220 Drainage Composite out from the structure so that it passes behind and under the perimeter discharge pipe. Additional geotextile should be wrapped over the pipe to prevent soil intrusion.

To secure HYDRODUCT[®] 220 around protrusions, apply PREPRUFE[®] Detail Tape around the protrusion in a picture frame configuration. Cut HYDRODUCT[®] 220 to fit snugly around the protrusion. Press the cut edge firmly into PREPRUFE[®] Detail Tape.

HYDRODUCT® 220 should be covered promptly. Do not leave HYDRODUCT® 220 exposed to sunlight for more than two weeks.

Motor vehicles, construction equipment or other trades should not be allowed directly on the HYDRODUCT® 220.

Supply

HYDRODUCT®

Roll size	4 ft x 50 ft (1.2 m x 15.2 m) 200 ft ² (18.6 m ²)
Packaging	6 rolls/pallet
Weight	39 lbs (17.7 kg)/roll
Complimentary Materials	
PREPRUFE® Detail Tape	2 in. x 50 ft (50 mm x 15 m) rolls

Physical Properties

PROPERTY	TYPICAL VALUE	TEST METHOD
Drainage Core		
Thickness	0.40 in. (10 mm) nominal	ASTM D1777
Compressive strength	15,000 lbs/ft ² (718 kPa)	ASTM D6364
Flow rate (gradient 1.0.)	18 gal/min./ft (224 L/min./m)	ASTM D4716
Geotextile		
	Typical Value	Test Method
Tensile strength	100 lbs (445 N)	ASTM D4632
Apparent opening size	70 U.S. sieve (0.21 mm)	ASTM D4751
Flow rate	165 gal/min./ft ² (6724 L/min./m ²)	ASTM D4491
CBR puncture	275 lbs (1.23 kN)	ASTM D6241

gcpat.com | North America Customer Service: +1 (877) 423 6491

We hope the information here will be helpful. It is based on data and knowledge considered to be true and accurate, and is offered for consideration, investigation and verification by the user, but we do not warrant the results to be obtained. Please read all statements, recommendations, and suggestions in conjunction with our conditions of sale, which apply to all goods supplied by us. No statement, recommendation, or suggestion is intended for any use that would infringe any patent, copyright, or other third party right.

HYDRODUCT, PREPRUFE, PROCOR, and BITUTHENE are trademarks, which may be registered in the United States and/or other countries, of GCP Applied Technologies, Inc. This trademark list has been compiled using available published information as of the publication date and may not accurately reflect current trademark ownership or status.

© Copyright 2021 GCP Applied Technologies, Inc. All rights reserved.

GCP Applied Technologies Inc., 2325 Lakeview Parkway, Suite 450, Alpharetta, GA 30009, USA

GCP Canada, Inc., 294 Clements Road, West, Ajax, Ontario, Canada L1S 3C6

This document is only current as of the last updated date stated below and is valid only for use in the United States. It is important that you always refer to the currently available information at the URL below to provide the most current product information at the time of use. Additional literature such as Contractor Manuals, Technical Bulletins, Detail Drawings and detailing recommendations and other relevant documents are also available on www.gcpat.com. Information found on other websites must not be relied upon, as they may not be up-to-date or applicable to the conditions in your location and we do not accept any responsibility for their content. If there are any conflicts or if you need more information, please contact GCP Customer Service.

Last Updated: 2023-02-28

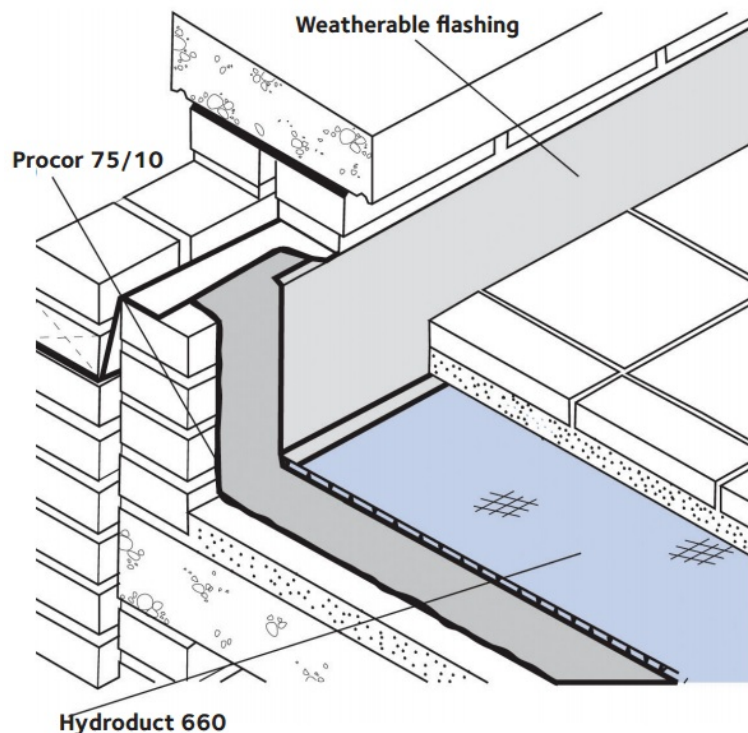
gcpat.com/solutions/products/hydroduct-drainage-composite/hydroduct-220

HYDRODUCT® 660 Data Sheet

High impact, creep-resistant drainage composite and protection layer for use with GCP waterproofing membranes in all horizontal applications

Product Description

HYDRODUCT® 660 is a highly robust, preformed, 0.44 in. (11 mm) thick geocomposite drainage sheet system, comprising a heavy duty, studded polypropylene preformed membrane. This is covered on one side with a nonwoven, needle punched polypropylene filter fabric and on the other side with a smooth polymeric film. This film allows the HYDRODUCT® 660 to be placed against waterproofing membrane and should not be removed.



Uses

HYDRODUCT® 660 Drainage Composite is designed to collect and transport water to drainage outlets. It can be used on all horizontal applications regardless of the type of overburden and serves as a combination drainage and protection course for all GCP waterproofing membranes.

The high strength, nonwoven geotextile is designed to maintain permeability while protecting the drainage composite from job site damage prior to, and during, the installation of the overburden. The high permittivity of the nonwoven geotextile facilitates the removal of water from a concrete pour, thus enhancing the concrete cure, as well as providing drainage after installation. The geotextile is securely bonded to the core to prevent intrusion of the fabric into the core during service. The high modulus backing film ensures compatibility when used with either PROCOR® fluid applied waterproofing membranes, or with BITUTHENE® waterproofing membranes.

Product Advantages

- Universal horizontal application—suitable for all overburdens including concrete
- Damage and creep-resistant—high compressive strength core resists traffic loads and site damage to maintain drainage flow
- High flow capacity
- Enhances waterproofing—eliminates hydrostatic head build up
- Securely bonded fabric—restricts intrusion into core Polymeric backing film—compatible with both sheet and liquid waterproofing membranes
- Lightweight—easy to install without special equipment
- Simple, convenient, drainage and protection layer—robust membrane protection

Application Procedures

Safety, Storage and Handling Information

All construction products must be handled properly. Safety Data Sheets (SDS) are available and users should acquaint themselves with this information. Carefully read detailed precaution statements on product labels and the SDS before use.

Installation

HYDRODUCT® 660 can be placed over waterproofing membranes, concrete or wood providing job site conditions allow the composite to remain as placed. Additional ballast consideration should be given in high wind exposures. All edges tightly with the excess geotextile placed over the adjacent roll in shingle fashion.

To secure HYDRODUCT® 660 around protrusions, apply PREPRUFE® Detail Tape around the protrusion in a picture frame configuration. Cut HYDRODUCT® 660 to fit snugly around the protrusion. Press HYDRODUCT® 660 core firmly into the PREPRUFE® Detail Tape.

HYDRODUCT® 660 should be covered promptly. Do not leave HYDRODUCT® 660 exposed to sunlight for more than two weeks. Motor vehicles, construction equipment or other trades should not be allowed directly on the HYDRODUCT® 660.

Supply

HYDRODUCT®

Roll size	4 ft x 50 ft (1.2 m x 15.2 m) 200 ft ² (18.6 m ²)
Packaging	6 rolls/pallet
Weight	54lbs (24.4 kg)/roll

Complementary Materials

PREPRUFE® Detail Tape	2 in. x 50 ft (50 mm x 15 m) roll/16 rolls per carton
-----------------------	---

Physical Properties

PROPERTY	TYPICAL VALUE	TEST METHOD
Drainage Core		
Thickness	0.40 in. (10 mm) nominal	ASTM D1777
Compressive strength	18,000 lbs/ft ² (862 kPa)	ASTM D6364
Flow rate (gradient 1.0)	21 gal/min./ft (261 L/min./m)	ASTM D4716
Geotextile		
Tensile strength	205 lbs (912 N)	ASTM D4632
Apparent opening size	80 U.S. sieve (0.177 mm)	ASTM D4751
Flow rate	100 gal/min./ft ² (4075 L/min./m ²)	ASTM D4491
CBR puncture	580 lbs (2.58 kN)	ASTM D6241

gcpat.com | North America Customer Service: +1 (877) 423 6491

We hope the information here will be helpful. It is based on data and knowledge considered to be true and accurate, and is offered for consideration, investigation and verification by the user, but we do not warrant the results to be obtained. Please read all statements, recommendations, and suggestions in conjunction with our conditions of sale, which apply to all goods supplied by us. No statement, recommendation, or suggestion is intended for any use that would infringe any patent, copyright, or other third party right.

HYDRODUCT, PREPRUFE, PROCOR, and BITUTHENE are trademarks, which may be registered in the United States and/or other countries, of GCP Applied Technologies, Inc. This trademark list has been compiled using available published information as of the publication date and may not accurately reflect current trademark ownership or status.

© Copyright 2021 GCP Applied Technologies, Inc. All rights reserved.

GCP Applied Technologies Inc., 2325 Lakeview Parkway, Suite 450, Alpharetta, GA 30009, USA

GCP Canada, Inc., 294 Clements Road, West, Ajax, Ontario, Canada L1S 3C6

This document is only current as of the last updated date stated below and is valid only for use in the United States. It is important that you always refer to the currently available information at the URL below to provide the most current product information at the time of use. Additional literature such as Contractor Manuals, Technical Bulletins, Detail Drawings and detailing recommendations and other relevant documents are also available on www.gcpat.com. Information found on other websites must not be relied upon, as they may not be up-to-date or applicable to the conditions in your location and we do not accept any responsibility for their content. If there are any conflicts or if you need more information, please contact GCP Customer Service.

Last Updated: 2023-02-28

gcpat.com/solutions/products/hydroduct-drainage-composite/hydroduct-660

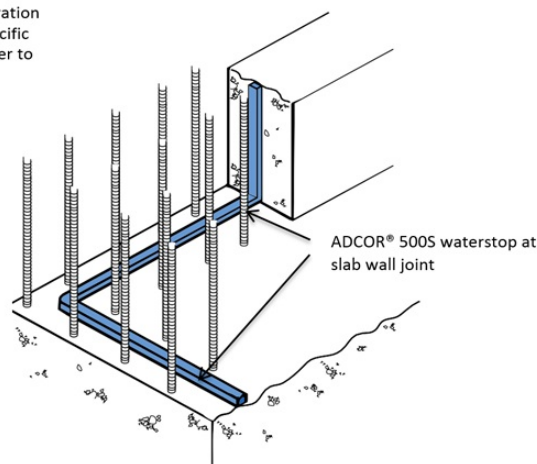
ADCOR® 500S Waterstop Data Sheet

Conformable, hydro-expansive waterstop for preventing water entry through joints in concrete sub-structures

Product Description

GCP Applied Technologies' ("GCP") ADCOR® 500S waterstop is a conformable, butyl rubber-based hydrophilic waterstop strip that expands in contact with water. When fully encapsulated by poured concrete, the expansive forces form a seal against concrete faces. This seal resists hydrostatic pressure, and is specifically engineered to stop water from entering sub-structures. The ADCOR® 500S waterstop is a unique product that has been specifically developed to provide superior performance compared to conventional bentonite and swellable rubber waterstops.

Drawings are for illustration purposes only. For specific application details, refer to gcpat.com.



Applications

- Construction joints in in-situ concrete structures
- Casting new concrete against existing
- Floor slabs cast against diaphragm retaining walls, steel sheet piles and secant piled walls
- Joints between floor slabs and pile caps
- Pipe penetrations through floors and walls

Product Advantages

- Controlled volumetric expansion reduces risk of concrete spalling
- Retains cohesive strength at both original and expanded volume
- Malleable and conformable, enabling easy application to a variety of concrete profiles and a variety of irregular substrates
- Resists at least 231 ft. (70m) hydrostatic pressure.
- Volumetric expansion min 100%

- Simple overlap jointing onsite.
- Reproducible swell after wet – dry cycling
- Unaffected by freeze/thaw cycling

System Components

Waterstop:

- ADCOR[®] 500S waterstop: a conformable, butyl rubber-based hydrophilic waterstop strip that expands in contact with water

Ancillary Components:

- ADCOR[®] 500S adhesive: One-component, caulk-applied adhesive required for attachment of the ADCOR[®] 500S waterstop

Limitations of Use

- Approved uses only include those uses specifically detailed in this Product Data Sheet and other current Product Data Sheets that can be found at gcpat.com.
- ADCOR[®] 500S waterstop is not intended for any other use. Contact GCP Technical Services where any other use is anticipated or intended.
- To be effective, waterstop networks (including ADCOR[®] 500S waterstop) must be continuous through all joints and penetrations.
- The ADCOR[®] 500S waterstop should not be used in movement joints.
- Not suitable for use with pre-cast concrete components.
- Not suitable for use without ADCOR[®] 500S adhesive. Mechanical fasteners should never be used as the only means of securement.
- Special Note: When this information is printed from the gcpat.com global website, a footer appearing on this document will restrict its applicability to the United States. Note that the information and references in this document are hereby expanded and apply to North, Central and South America.

Safety and Handling

Read and understand the product label and Safety Data Sheet (SDS) for each system component. All users should acquaint themselves with this information prior to working with the products and follow the precautionary statements.

SDSs can be obtained by contacting your local GCP representative or office, by calling GCP toll free at 1-866-333-3SBM (3726) and in some cases from our web site at gcpat.com.

Storage

- Observe one-year shelf life and use on a first in first out basis.
- Store in dry conditions between 40 °F (4.5 °C)–90 °F (32 °C).
- Store off ground under tarps or otherwise protected from rain, and all sources of moisture and frost.

Installation

Technical Support, Details and Technical Letters

The most up-to-date detail drawings and technical letters are available at gcpat.com. For complete application instructions, please refer to the current GCP Applied Technologies Contractor Handbook and Literature on www.gcpat.com. Documents in hardcopy as well as information found on websites other than www.gcpat.com may be out of date or in error. Before using this product, it is important that information be confirmed by accessing www.gcpat.com and reviewing the most recent product information, including without limitation Product Data Sheets, Contractor Manuals, Technical Bulletins, Detail Drawings and detailing recommendations.

Support is also available by full-time technically trained GCP Applied Technologies field sales representatives and technical service personnel, backed by a central research and development technical services staff. For technical assistance with detailing and problem solving, please call toll-free at (866) 333-3SBM (3726).

Temperature Requirements (application)

- The ADCOR[®] 500S waterstop can be applied at temperatures between 25 °F and 104 °F.

Substrate Preparation

Substrates must be clean and dry, free of all contaminants, such as oil, loose laitance and construction debris prior to the application of the ADCOR[®] 500S waterstop.

- Concrete surfaces must be sound, and free of large voids and honeycombs.
- Concrete surface must be free from ice, frost and standing water.

Horizontal and Vertical Installation

1. Apply a continuous minimum 3/8" (10 mm) bead of ADCOR[®] 500S adhesive directly to the concrete substrate, ensuring the minimum 3" (75mm) of concrete cover will be maintained. ADCOR[®] 500S adhesive can be applied to damp surfaces but should not be used where the substrate is wet or has standing or flowing water.
2. The ADCOR[®] 500S waterstop must be installed into the ADCOR[®] 500S adhesive within 30 minutes of the adhesive application.
3. Remove the release paper from the roll of ADCOR[®] 500S waterstop before firmly pressing the waterstop into the ADCOR[®] 500S adhesive. Ensure full and continuous contact between the ADCOR[®] 500S waterstop and the ADCOR[®] 500S adhesive and substrate.
4. For all shotcrete applications, mechanical fastening is required to ensure full contact remains between the ADCOR[®] 500S and the ADCOR[®] 500S adhesive to the substrate. For certain other conditions, such as overhead applications, very irregular substrates or temperatures below 40 °F, mechanical fastening may also be necessary.

5. When fastening is necessary, secure ADCOR® 500S to the ADCOR® 500S adhesive and substrate using masonry nails ½ –2 in. (40 mm– 50 mm) long with a washer ¾ in. (20 mm) in diameter. Powder actuated fasteners in similar length with a ¾ in. (20 mm) diameter washers may also be used. Fasteners should be spaced at a maximum of 12 in. (300 mm) on centers or as required to ensure continuous contact with the immediate substrate.
6. All joints should be overlapped side by side at a minimum of 4 in. (100mm). Ensure full contact between jointed pieces of the ADCOR® 500S waterstop.
7. The ADCOR® 500S waterstop can be bent around corners. Ensure that ADCOR® 500S adhesive fills any gaps between the ADCOR® 500S waterstop and the substrate.
8. Any damaged ADCOR® 500S waterstop must be removed and repaired with a new section of ADCOR® 500S waterstop following the above installation procedures
9. Keep the ADCOR® 500S waterstop dry prior to pouring concrete. Any sections showing evidence of premature swelling should be removed and replaced prior to concrete placement.
10. The ADCOR® 500S waterstop must be encapsulated by a minimum of 3 in. (75mm) of concrete cover.

Supply

PRODUCT	
ADCOR® 500S	3/4 in X 1 in X 16½ ft (5m) rolls 6 rolls/carton 30 cartons/pallet Pallet weight 1720 lbs.
ADCOR® 500S adhesive	13.5 oz. (400ml) sausage for caulking gun application

ADCOR® 500S Waterstop: Typical Values

PROPERTY	ADCOR® 500S WATERSTOP
Color	Light blue
Weight	0.5 lb/ft
Density	91 lb/ft ³
Volumetric Expansion in Cement Water	100% min.
Hydrostatic Head Resistance	231 ft (70m)
Service Temperature Range	248°F max.
Application Temperature	25°F (-5°C) – 104°F (40°C)
Minimum Concrete Cover	3in.

Maximum Bend	180° at 32°F (0°C)
Minimum Overlap	4 in (100mm)

gcpat.com | North America Customer Service: 1-866-333-3726

We hope the information here will be helpful. It is based on data and knowledge considered to be true and accurate, and is offered for consideration, investigation and verification by the user, but we do not warrant the results to be obtained. Please read all statements, recommendations, and suggestions in conjunction with our conditions of sale, which apply to all goods supplied by us. No statement, recommendation, or suggestion is intended for any use that would infringe any patent, copyright, or other third party right. This information is only current as of the last updated date stated below and is valid only for use in the United States. It is important that you always refer to the most current information at gcpat.com.

ADCOR® 500S Waterstop and are trademarks, which may be registered in the United States and/or other countries, of GCP Applied Technologies Inc. This trademark list has been compiled using available published information as of the publication date and may not accurately reflect current trademark ownership or status.

© Copyright 2019 GCP Applied Technologies Inc. All rights reserved.

GCP Applied Technologies Inc., 2325 Lakeview Parkway, Suite 450, Alpharetta, GA 30009, USA

GCP Canada, Inc., 294 Clements Road, West, Ajax, Ontario, Canada L1S 3C6

This document is only current as of the last updated date stated below and is valid only for use in the United States. It is important that you always refer to the currently available information at the URL below to provide the most current product information at the time of use. Additional literature such as Contractor Manuals, Technical Bulletins, Detail Drawings and detailing recommendations and other relevant documents are also available on www.gcpat.com. Information found on other websites must not be relied upon, as they may not be up-to-date or applicable to the conditions in your location and we do not accept any responsibility for their content. If there are any conflicts or if you need more information, please contact GCP Customer Service.

Last Updated: 2022-12-06

gcpat.com/solutions/products/adc-or-hydrophilic-waterstop/adc-or-500s-waterstop-data-sheet

1 Identification

Product identifier

Trade name: ***PROCOR 75 LOW VISCOSITY SPRAY GRADE, PART A***

SDS ID Number: 60152

Relevant identified uses of the substance or mixture, and uses advised against
Specialty construction product. Not intended for other uses

Details of the supplier of the safety data sheet

Manufacturer/Supplier:
GCP Applied Technologies
62 Whittemore Avenue
Cambridge, MA 02140 USA

GCP Canada, Inc.
294 Clements Road W.
Ajax, Ontario L1S 3C6 Canada

Information department:

Environmental Health & Safety
USA: +1-617-876-1400 (24 hours)
+1-800-354-5414 (8AM - 5PM) Not functional within Massachusetts
CAN: 1-905-683-8561 (24 hours)
Email address: msds.gcp@gcpat.com

Transport Emergency: Chemtrec +1-800-424-9300 (24 hours)

2 Hazard(s) identification

Classification of the substance or mixture

Harmful if inhaled.
Causes severe skin burns and eye damage.
Causes serious eye damage.
May cause respiratory irritation.
May be fatal if swallowed and enters airways.

Label elements: The product is classified and labeled according to the Globally Harmonized System (GHS)

Hazard pictograms



GHS05 GHS07 GHS08

Danger

Hazard statements

Harmful if inhaled.
Causes severe skin burns and eye damage.
May cause respiratory irritation.
May be fatal if swallowed and enters airways.

Precautionary statements

Avoid breathing dust/fume/gas/mist/vapors/spray
Wear protective gloves/protective clothing/eye protection/face protection.
IF SWALLOWED: Immediately call a POISON CENTER/ doctor.

Safety Data Sheet

Printing date 03/30/2017

Version Number 1.1

Reviewed on 03/30/2017

Trade name: **PROCOR 75 LOW VISCOSITY SPRAY GRADE, PART A**

(Cont. from page 1)

If on skin (or hair): Take off immediately all contaminated clothing. Rinse skin with water/shower.
 If in eyes: Rinse cautiously with water for several minutes. Remove contact lenses, if present and easy to do. Continue rinsing.
 If swallowed: Rinse mouth. Do NOT induce vomiting.
 IF INHALED: Remove person to fresh air and keep comfortable for breathing.
 Call a POISON CENTER/doctor if you feel unwell.

Hazard description:

Product supplied as two component package and part A reacts with partB (and with water).
 Mixed A&B product may reach temperatures of 300°F.
 Contact with hot materials will result in burns. Material is sticky and will adhere to skin.
 Do not seal containers once mixed or contaminated with water, containers may explode due to pressure from the reaction.
 Fumes may evolve if unused mixed product is allowed to sit in containers or if thicknesses exceed 120 mils.
NFPA ratings (scale 0 - 4)



Health = 1
 Fire = 1
 Reactivity = 1

HMIS-ratings (scale 0 - 4)

Health = 2
 Flammability = 1
 Reactivity = 1

Other hazards**Results of PBT and vPvB assessment**

PBT: Not applicable.
vPvB: Not applicable.

3 Composition/information on ingredients**Chemical characterization: Mixture**

Description: Mixture of the hazardous substance(s) listed below with additional nonhazardous ingredients.

Hazardous components:

64742-52-5	Distillates (petroleum), hydrotreated heavy naphthenic	50-100%
1305-78-8	Calcium oxide	30-50%
1314-13-2	Zinc oxide	1.0-3.0%

Additional information: Non-hazardous ingredients may be listed in Section 15; Right-To-Know disclosure.

4 First-aid measures**Description of first aid measures**

General information: Get medical advice/attention if you feel unwell.

After inhalation:

If symptoms develop, supply fresh air. If required, provide artificial respiration and seek immediate medical treatment.

After skin contact:

In case of skin contact, clean fingernails and wash skin with soap and water. If residue remains clean with waterless hand-cleaner or abrasive soap. Never use solvents.

If discomfort or irritation persists, consult a physician.

Remove contaminated clothing and wash before reuse.

After eye contact: Rinse cautiously with water for several minutes.

(Cont. on page 3)

USGHS

Trade name: *PROCOR 75 LOW VISCOSITY SPRAY GRADE, PART A*

(Cont. from page 2)

After swallowing:

Rinse mouth.

Do NOT induce vomiting.

Never give anything by mouth to an unconscious person.

Information for doctor:

Most important symptoms and effects, both acute and delayed Harmful: may cause lung damage if swallowed.

Indication of any immediate medical attention and special treatment needed No further relevant information available.

5 Fire-fighting measures

Special hazards arising from the substance or mixture No further relevant information available.

Additional information Collect contaminated fire fighting water separately. It must not enter the sewage system.

6 Accidental release measures

Personal precautions, protective equipment and emergency procedures

Wear protective equipment. Keep unprotected persons away.

Environmental precautions:

Avoid release to the environment.

Oils spills released directly to waterways may be subject to reporting requirements. Immediately contact your company's environmental coordinator.

Methods and material for containment and cleaning up:

Use neutralizing agent.

Dispose contaminated material as waste according to section 13 of the SDS.

Reference to other sections

See Section 7 for information on safe handling.

See Section 8 for information on personal protection equipment.

See Section 13 for disposal information.

7 Handling and storage

Handling:**Precautions for safe handling**

Risk of serious damage to eyes.

Avoid contact with eyes, skin and clothing. Wash clothing before reuse.

Do not take internally. Practice good personal hygiene to avoid ingestion. Promptly cleanse hands after handling.

Use only with adequate ventilation.

Fumes may also be released if unused mixed product is allowed to sit in containers or if thickness exceed 120 ml.

Do not touch material until cured and cool. Hot product will adhere to skin and will result in burns

FOR PROFESSIONAL USE ONLY. KEEP OUT OF CHILDREN'S REACH.

Information about protection against explosions and fires: No special measures required.

Conditions for safe storage, including any incompatibilities**Storage:**

Information about storage in one common storage facility: No special measures required.

(Cont. on page 4)

USGHS

Safety Data Sheet

Printing date 03/30/2017

Version Number 1.1

Reviewed on 03/30/2017

Trade name: **PROCOR 75 LOW VISCOSITY SPRAY GRADE, PART A**

(Cont. from page 3)

Further information about storage conditions: Keep receptacle tightly sealed.**Specific end use(s)** No further relevant information available.**8 Exposure controls/personal protection****Additional information about design of technical systems:** No further data; see item 7.**Control parameters****Components with limit values that require monitoring at the workplace:****1314-13-2 Zinc oxide**

PEL (USA)	Long-term value: 15* 5** mg/m ³ *total dust **respirable fraction and fume
REL (USA)	Short-term value: 10** mg/m ³ Long-term value: 5 mg/m ³ Ceiling limit value: 15* mg/m ³ *dust only **fume
TLV (USA)	Short-term value: 10* mg/m ³ Long-term value: 2* mg/m ³ *as respirable fraction

Additional Occupational Exposure Limit Values for possible hazards during processing:

Respirable Quartz (Crystalline silica) can result in lung disease (i.e. silicosis and or lung cancer). However, due to the physical nature of this product (liquid) exposures are not expected unless after product dries it is abraded and airborne dust is created.

Additional information:

The lists that were valid during the creation were used as basis.

Use good personal hygiene practices.

Carbon disulfide and other potentially harmful gases, vapors and fumes may evolve as a result of exothermic reactions ("hot product") when components are mixed. Carbon disulfide may be detected by odor at about 1 ppm, but the ability to smell fatigues (diminishes) rapidly therefore, odor does not serve as a good warning property. If eye or respiratory irritation is present, or if a foul odor is detected, you may be experiencing exposure to Carbon disulfide and other organics. Leave the area immediately and seek fresh air.

Work/Hygienic Practices:

Use good personal hygiene practices.

Carbon disulfide and other potentially harmful gases, Methanol vapors and fumes may evolve as a result of exothermic reactions ("hot product") when components are mixed. Carbon disulfide may be detected by odor at about 1 ppm, but the ability to smell fatigues (diminishes) rapidly therefore, odor does not serve as a good warning property. If eye or respiratory irritation is present, or if a foul odor is detected, you may be experiencing exposure to Carbon disulfide and other organics. Leave the area immediately and seek fresh air.

Exposure controls**Personal protective equipment:**

General protective and hygienic measures: The usual precautionary measures for handling chemicals should be followed.

Breathing equipment:

Control exposure to ingredients with workplace control parameters if mentioned above. If no ingredients are listed, respiratory protection is generally not required.

If exposure limits are listed and may be exceeded, use approved respiratory protective equipment and filter type appropriate for the listed ingredients. (NIOSH, CEN, etc.).

During spray applications, the use of a NIOSH approved dust/mist respirator such as a Type P-95 is required. The specified respirator may not adequately protect against exposure during actual working conditions, which must be assessed before and throughout product application. (See Work/Hygienic Practices.)

Protection of hands: Gloves should be worn to prevent skin contact and should be impermeable and resistant to the product.

Material of gloves

Impervious (PVC, or nitrile) gloves should be worn anytime direct contact is possible.

Nitrile rubber.

(Cont. on page 5)

USGHS

Safety Data Sheet

Printing date 03/30/2017

Version Number 1.1

Reviewed on 03/30/2017

Trade name: **PROCOR 75 LOW VISCOSITY SPRAY GRADE, PART A**

(Cont. from page 4)

Rubber or other impervious gloves should be worn to prevent skin contact.

Eye protection:

Safety glasses with side shield protection.

Body protection:

Use personal protective equipment as required.

Take off contaminated clothing.

9 Physical and chemical properties

Information on basic physical and chemical properties

General Information**Appearance:**

Form:	Liquid
Color:	According to product specification
Odor:	Characteristic
Odor threshold:	Not determined.

pH-value (~): Not determined.

Change in condition

Melting point/Melting range:	Undetermined.
Boiling point/Boiling range:	Undetermined.
Flash point:	Not applicable.

Flammability (solid, gaseous): Not applicable.

Decomposition temperature: Not determined.

Auto igniting: Not determined.

Danger of explosion: Product does not present an explosion hazard.

Explosion limits:

Lower:	Not determined.
Upper:	Not determined.
VOC Content (max):	Not determined.

Vapor pressure: Not determined.

Density: (~) at 20 °C (68 °F) 1.3 g/cm³ (10.849 lbs/gal)

Relative density Not determined.

Vapor density Not determined.

Evaporation rate Not determined.

Solubility in / Miscibility with

Water: Not miscible or difficult to mix.

Partition coefficient (n-octanol/water): Not determined.

Viscosity:

Dynamic: Not determined.

Kinematic: Not determined.

Molecular weight Not applicable.

Other information

No further relevant information available.

10 Stability and reactivity

Reactivity Stable under normal conditions.

(Cont. on page 6)

USGHS

Safety Data Sheet

Printing date 03/30/2017

Version Number 1.1

Reviewed on 03/30/2017

Trade name: **PROCOR 75 LOW VISCOSITY SPRAY GRADE, PART A**

(Cont. from page 5)

Chemical stability**Thermal decomposition:** No decomposition if used according to specifications.**Possibility of hazardous reactions** No further relevant information available.**Conditions to avoid** No further relevant information available.**Incompatible materials:** No further relevant information available.**Hazardous decomposition products:** Carbon dioxide and toxic fumes of zinc oxide.**11 Toxicological information****Information on toxicological effects****Acute toxicity:****Primary irritant effect:****on the skin:** Causes severe skin burns and eye damage.**on the eye:** Causes serious eye damage.**inhalation:** Harmful if inhaled.**Ingestion:** Harmful: may cause lung damage if swallowed.**Additional toxicological information:****Carcinogenic categories****IARC (International Agency for Research on Cancer) Human Carcinogenicity:**
Group 1- Positive, Group 2A- Probable, Group 2B- Possible, Group 3- Not Classifiable14808-60-7 | Quartz (SiO₂)

1

NTP (National Toxicology Program)**K–Known to be carcinogenic, R–May reasonably be anticipated to be carcinogenic**14808-60-7 | Quartz (SiO₂)

K

OSHA-Ca (Occupational Safety & Health Administration)

1314-13-2 | Zinc oxide

12 Ecological information**Toxicity****Aquatic toxicity:****1314-13-2 Zinc oxide**

EC50, 72h | 0.14 mg/l (algae)

Persistence and degradability No further relevant information available.**Behavior in environmental systems:****Bioaccumulative potential** No further relevant information available.**Mobility in soil** No further relevant information available.**Ecotoxicological effects:****Remark:** Harmful to fish**Additional ecological information:****General notes:**

Harmful to aquatic organisms

Must not reach bodies of water or drainage ditch undiluted or unneutralized.

(Cont. on page 7)

USGHS

Safety Data Sheet

Printing date 03/30/2017

Version Number 1.1

Reviewed on 03/30/2017

Trade name: **PROCOR 75 LOW VISCOSITY SPRAY GRADE, PART A**

(Cont. from page 6)

Results of PBT and vPvB assessment**PBT:** Not applicable.**vPvB:** Not applicable.**Other adverse effects** No further relevant information available.**13 Disposal considerations****Disposal methods:**

Consult all regulations (federal, state, provincial, local) or a qualified waste disposal firm when characterizing product for disposal. Dispose of waste in accordance with all applicable regulations.

Recommendation:

Must not be disposed of together with household garbage. Do not allow product to reach sewage system.

Uncleaned packagings:**Recommendation:** Dispose of contents/container in accordance with local/regional/national/international regulations.**14 Transport information****UN-Number**

DOT, IMDG, IATA Not applicable.

UN proper shipping name

DOT, IMDG, IATA Not applicable.

Transport hazard class(es)DOT, IMDG, IATA
Class Not applicable.**Packing group**

DOT, IMDG, IATA Not applicable.

Environmental hazards:**Marine pollutant:** No**Special precautions for user** Not applicable.**Transport/Additional information:** Not classified as a dangerous good for transport by road, rail or air.**DOT****Remarks:** Not Regulated.**UN "Model Regulation":** Not applicable.**15 Regulatory information****SARA (Superfund Amendments and Reauthorization Act)****Section 302/304 (extremely hazardous substances):**

None of the ingredients is listed.

Section 313 Reportable Ingredients (Chemicals present below reporting threshold are exempt):

1314-13-2 Zinc oxide 1.7%

(Cont. on page 8)

USGHS

Safety Data Sheet

Printing date 03/30/2017

Version Number 1.1

Reviewed on 03/30/2017

Trade name: **PROCOR 75 LOW VISCOSITY SPRAY GRADE, PART A**

(Cont. from page 7)

SARA Section 312/Tier I & II Hazard Categories:

Health Hazard - Acute toxicity (any route of exposure)
 Health Hazard - Skin Corrosion or Irritation
 Health Hazard - Serious eye damage or eye irritation
 Health Hazard - Specific target organ toxicity (single or repeated exposure)
 Health Hazard - Aspiration Hazard

North America Chemical Inventory Status**TSCA (Toxic Substances Control Act - United States):**

All ingredients are listed or exempt from listing unless otherwise noted below.

CEPA (Canadian DSL):

All ingredients are listed or exempt from listing unless otherwise noted below.

Right to Know Ingredient Disclosure:14808-60-7 | Quartz (SiO₂)

Proprietary - Castor oil based ester - NJ801415063P

California Proposition 65**Chemicals known to cause cancer:**Quartz (SiO₂)

lead

cadmium (non-pyrophoric)

Chemicals known to cause reproductive toxicity for females:

7439-92-1 | lead

Chemicals known to cause reproductive toxicity for males:

7439-92-1 | lead

7440-43-9 | cadmium (non-pyrophoric)

Chemicals known to cause developmental toxicity:

7439-92-1 | lead

7440-43-9 | cadmium (non-pyrophoric)

Carcinogenicity Categories**EPA (Environmental Protection Agency)**

1314-13-2 | Zinc oxide

D, I, II

TLV-ACGIH (THE American Conference of Governmental Industrial Hygienists)**Human Carcinogen - A1 Confirmed, A2 Suspected, A3 Unknown Relevance, A4 Not Classifiable**Quartz (SiO₂)

A2

NIOSH-Cancer (National Institute for Occupational Safety and Health)14808-60-7 | Quartz (SiO₂)**Volatile Organic Compounds (VOC) reported per the Emission Standards. 75 g/L (as applied)****16 Other information**

The data included herein are presented in accordance with various environment, health and safety regulations. It is the responsibility of a recipient of the data to remain currently informed on chemical hazard information, to design and update its own program and to comply with all national, federal, state and local laws and regulations applicable to safety, occupational health, right-to-know and environmental protection.

Department issuing SDS:

GCP Applied Technologies
 62 Whittemore Avenue
 Cambridge, MA 02140 USA
 USA: +1-617-876-1400 (24 hours)
 +1-800-354-5414

Other Information:

There is sufficient information to conclude that the relative risk of lung cancer is increased in persons with silicosis. Therefore preventing the onset of silicosis will also reduce the cancer risk.

(Cont. on page 9)

USGHS

Safety Data Sheet

Printing date 03/30/2017

Version Number 1.1

Reviewed on 03/30/2017

Trade name: *PROCOR 75 LOW VISCOSITY SPRAY GRADE, PART A*

(Cont. from page 8)

Date of preparation / last revision 03/30/2017 / 1.0

The first date of preparation 02/03/2012

Number of revision times and the latest revision date 1.1 / 03/30/2017

USGHS

1 Identification

Product identifier

Trade name: ***PROCOR 20 TROWEL GRADE PART A***

SDS ID Number: 60151

Relevant identified uses of the substance or mixture, and uses advised against
Specialty construction product. Not intended for other uses

Details of the supplier of the safety data sheet

Manufacturer/Supplier:
GCP Applied Technologies
62 Whittemore Avenue
Cambridge, MA 02140 USA

GCP Canada, Inc.
294 Clements Road W.
Ajax, Ontario L1S 3C6 Canada

Information department:

Environmental Health & Safety
USA: +1-617-876-1400 (24 hours)
+1-800-354-5414 (8AM - 5PM) Not functional within Massachusetts
CAN: 1-905-683-8561 (24 hours)
Email address: msds.gcp@gcpat.com

Transport Emergency: Chemtrec +1-800-424-9300 (24 hours)

2 Hazard(s) identification

Classification of the substance or mixture

Causes severe skin burns and eye damage.
Causes serious eye damage.
May cause respiratory irritation.
May be fatal if swallowed and enters airways.

Label elements:

Hazard pictograms



GHS05 GHS07 GHS08

Danger

Hazard statements

Causes severe skin burns and eye damage.
May cause respiratory irritation.
May be fatal if swallowed and enters airways.

Precautionary statements

Avoid breathing dust/fume/gas/mist/vapors/spray
Wear protective gloves/protective clothing/eye protection/face protection.
IF SWALLOWED: Immediately call a POISON CENTER/ doctor.
If on skin (or hair): Take off immediately all contaminated clothing. Rinse skin with water/shower.
If in eyes: Rinse cautiously with water for several minutes. Remove contact lenses, if present and easy to do. Continue rinsing.

(Cont. on page 2)

Safety Data Sheet

Printing date 03/29/2017

Version Number 1.2

Reviewed on 03/29/2017

Trade name: PROCOR 20 TROWEL GRADE PART A

(Cont. from page 1)

If swallowed: Rinse mouth. Do NOT induce vomiting.
 IF INHALED: Remove person to fresh air and keep comfortable for breathing.
 Call a POISON CENTER/doctor if you feel unwell.

Hazard description:

Product supplied as two component package and part A reacts with part B (and with water).
 Mixed A&B product may reach temperatures of 300°F.
 Contact with hot materials will result in burns. Material is sticky and will adhere to skin.
 Do not seal containers once mixed or contaminated with water, containers may explode due to pressure from the reaction.
 Fumes may evolve if unused mixed product is allowed to sit in containers or if thicknesses exceed 120 mils.
NFPA ratings (scale 0 - 4)

**HMIS-ratings (scale 0 - 4)**

HEALTH	2	Health = 2
FIRE	1	Flammability = 1
REACTIVITY	1	Reactivity = 1

Other hazards**Results of PBT and vPvB assessment**

PBT: Not applicable.
vPvB: Not applicable.

3 Composition/information on ingredients**Chemical characterization: Mixture**

Description: Mixture of the hazardous substance(s) listed below with additional nonhazardous ingredients.

Hazardous components:

Hazardous components:		
64742-52-5	Distillates (petroleum), hydrotreated heavy naphthenic	50-100%
1305-78-8	Calcium oxide	30-50%
14808-60-7	Quartz (SiO ₂)	5.0-10.0%
1314-13-2	Zinc oxide	1.0-2.0%

Additional information: Non-hazardous ingredients may be listed in Section 15; Right-To-Know disclosure.

4 First-aid measures**Description of first aid measures**

General information: Get medical advice/attention if you feel unwell.

After skin contact:

Immediately wash contaminated skin with soap or mild detergent and water. If this chemical soaks clothing, immediately remove clothing and wash skin.

In case of skin contact, clean fingernails and wash skin with soap and water. If residue remains clean with waterless hand-cleaner or abrasive soap. Never use solvents.

If discomfort or irritation persists, consult a physician.

Remove contaminated clothing and wash before reuse.

After eye contact:

Rinse opened eye for several minutes under running water.

Seek immediate medical advice.

(Cont. on page 3)

USGHS

Trade name: *PROCOR 20 TROWEL GRADE PART A*

(Cont. from page 2)

After swallowing:

Do NOT induce vomiting.
Immediately call a doctor.

Never give anything by mouth to an unconscious person.

Information for doctor:

Most important symptoms and effects, both acute and delayed No further relevant information available.

Indication of any immediate medical attention and special treatment needed No further relevant information available.

5 Fire-fighting measures

Special hazards arising from the substance or mixture No further relevant information available.

Additional information Collect contaminated fire fighting water separately. It must not enter the sewage system.

6 Accidental release measures

Personal precautions, protective equipment and emergency procedures

Wear protective equipment. Keep unprotected persons away.

Environmental precautions:

Oils spills released directly to waterways may be subject to reporting requirements. Immediately contact your company's environmental coordinator.

Methods and material for containment and cleaning up:

Contain and/or absorb spill with inert material (i.e. sand, vermiculite) then place in a suitable container.

Sweep up spilled product into receptacles.

Dispose contaminated material as waste according to section 13 of the SDS.

Reference to other sections

See Section 7 for information on safe handling.

See Section 8 for information on personal protection equipment.

See Section 13 for disposal information.

7 Handling and storage

Handling:**Precautions for safe handling**

Risk of serious damage to eyes.

Open and handle receptacle with care.

Prevent formation of aerosols.

Avoid contact with eyes, skin and clothing.

Do not take internally.

Practice good personal hygiene to avoid ingestion.

Use only with adequate ventilation.

Wash clothing before reuse.

Wear respiratory protection during spray applications.

A&B (and A with water) reaction is exothermic releasing heat.

Fumes may also be released if unused mixed product is allowed to sit in containers or if thickness exceed 120 ml.

Do not touch material once thickening (reaction) begins, and until cured and cool.

Hot sticky product will adhere to skin.

Contact with hot materials will result in burns

Procor 75 (A&B) is designed for spray application with mixing of A&B component at the spray nozzle.

(Cont. on page 4)

USGHS

Safety Data Sheet

Printing date 03/29/2017

Version Number 1.2

Reviewed on 03/29/2017

Trade name: **PROCOR 20 TROWEL GRADE PART A**

(Cont. from page 3)

Procor 75 (A&B) should not be hand mixed.
 Promptly cleanse hands after handling.
FOR PROFESSIONAL USE ONLY. KEEP OUT OF CHILDREN'S REACH.

Avoid contact with skin.

Information about protection against explosions and fires: No special measures required.

Conditions for safe storage, including any incompatibilities

Storage:

Information about storage in one common storage facility: No special measures required.

Further information about storage conditions: Keep receptacle tightly sealed.

Specific end use(s) No further relevant information available.

8 Exposure controls/personal protection

Additional information about design of technical systems: No further data; see item 7.

Control parameters

Components with limit values that require monitoring at the workplace:

1314-13-2 Zinc oxide

PEL (USA)	Long-term value: 15* 5** mg/m ³ *total dust **respirable fraction and fume
REL (USA)	Short-term value: 10** mg/m ³ Long-term value: 5 mg/m ³ Ceiling limit value: 15* mg/m ³ *dust only **fume
TLV (USA)	Short-term value: 10* mg/m ³ Long-term value: 2* mg/m ³ *as respirable fraction

Additional Occupational Exposure Limit Values for possible hazards during processing:

In addition to the exposure limits referenced above, the following non-specific limits for dust apply to this product; OSHA, 15 mg/m³-TWA for Total Dust and 5 mg/m³-TWA as Respirable Dust, ACGIH, 10 mg/m³-TWA as Total Dust and 3 mg/m³-TWA as Respirable Dust.

Respirable Quartz (Crystalline silica) can result in lung disease (i.e. silicosis and or lung cancer). However, due to the physical nature of this product (liquid) exposures are not expected unless after product dries it is abraded and airborne dust is created.

Additional information: The lists that were valid during the creation were used as basis.

Work/Hygienic Practices:

Use good personal hygiene practices.

Carbon disulfide and other potentially harmful gases, Methanol vapors and fumes may evolve as a result of exothermic reactions ("hot product") when components are mixed. Carbon disulfide may be detected by odor at about 1 ppm, but the ability to smell fatigues (diminishes) rapidly therefore, odor does not serve as a good warning property. If eye or respiratory irritation is present, or if a foul odor is detected, you may be experiencing exposure to Carbon disulfide and other organics. Leave the area immediately and seek fresh air.

Exposure controls

Personal protective equipment:

General protective and hygienic measures:

Avoid contact with the eyes and skin.

The usual precautionary measures for handling chemicals should be followed.

Breathing equipment:

(Cont. on page 5)

USGHS

Safety Data Sheet

Printing date 03/29/2017

Version Number 1.2

Reviewed on 03/29/2017

Trade name: PROCOR 20 TROWEL GRADE PART A

(Cont. from page 4)

Control exposure to ingredients with workplace control parameters if mentioned above. If no ingredients are listed, respiratory protection is generally not required.

If exposure limits are listed and may be exceeded, use approved respiratory protective equipment and filter type appropriate for the listed ingredients. (NIOSH, CEN, etc.).

Protection of hands: Gloves should be worn to prevent skin contact and should be impermeable and resistant to the product.

Material of gloves Gloves should be worn to prevent skin contact and should be impermeable and resistant to the product.

Eye protection:

Safety glasses with side shield protection.

Safety glasses with side shields should be worn to prevent contact due to splashing. Under high vapor mist concentrations, tightly sealed goggles should be worn.



A face shield should also be worn if there is potential exposure to splash or spray.

Body protection:

Protective work clothing

Use personal protective equipment as required.

Take off contaminated clothing.

9 Physical and chemical properties**Information on basic physical and chemical properties****General Information****Appearance:**

Form:	Liquid
Color:	According to product specification
Odor:	Characteristic
Odor threshold:	Not determined.

pH-value (~): Not determined.

Change in condition

Melting point/Melting range:	Undetermined.
Boiling point/Boiling range:	Undetermined.
Flash point:	Not applicable.

Flammability (solid, gaseous): Not applicable.

Decomposition temperature:	Not determined.
Auto igniting:	Product is not self-igniting.
Danger of explosion:	Product does not present an explosion hazard.

Explosion limits:

Lower:	Not determined.
Upper:	Not determined.
VOC Content (max):	Not determined.

Vapor pressure:	Not determined.
Density: (~) at 20 °C (68 °F)	1.2 g/cm ³ (10.014 lbs/gal)
Relative density	Not determined.
Vapor density	Not determined.
Evaporation rate	Not determined.

(Cont. on page 6)

USGHS

Safety Data Sheet

Printing date 03/29/2017

Version Number 1.2

Reviewed on 03/29/2017

Trade name: **PROCOR 20 TROWEL GRADE PART A**

(Cont. from page 5)

Solubility in / Miscibility with Water:	Not miscible or difficult to mix.
--	-----------------------------------

Partition coefficient (n-octanol/water):	Not determined.
---	-----------------

Viscosity:	
Dynamic:	Not determined.
Kinematic:	Not determined.
Molecular weight	Not applicable.

Other information	No further relevant information available.
--------------------------	--

10 Stability and reactivity**Reactivity** Stable under normal conditions.**Chemical stability****Thermal decomposition:** No decomposition if used according to specifications.**Possibility of hazardous reactions** No further relevant information available.**Conditions to avoid** No further relevant information available.**Incompatible materials:** No further relevant information available.**Hazardous decomposition products:** Carbon monoxide and carbon dioxide**Additional information:** See section 7 for information on handling, storage and conditions to be avoided.**11 Toxicological information****Information on toxicological effects****Acute toxicity:****Primary irritant effect:****on the skin:** Causes severe skin burns and eye damage.**on the eye:** Causes serious eye damage.**inhalation:** No irritating effect expected**Ingestion:** Harmful: may cause lung damage if swallowed.**Additional toxicological information:****Carcinogenic categories****IARC (International Agency for Research on Cancer) Human Carcinogenicity:**
Group 1- Positive, Group 2A- Probable, Group 2B- Possible, Group 3- Not Classifiable14808-60-7 | Quartz (SiO₂)

I

NTP (National Toxicology Program)**K**–Known to be carcinogenic, **R**–May reasonably be anticipated to be carcinogenic14808-60-7 | Quartz (SiO₂)

K

OSHA-Ca (Occupational Safety & Health Administration)

1314-13-2 | Zinc oxide

USGHS
(Cont. on page 7)

Trade name: **PROCOR 20 TROWEL GRADE PART A**

(Cont. from page 6)

12 Ecological information**Toxicity****Aquatic toxicity:****1314-13-2 Zinc oxide**

EC50, 72h 0.14 mg/l (algae)

Persistence and degradability No further relevant information available.**Behavior in environmental systems:****Bioaccumulative potential** No further relevant information available.**Mobility in soil** No further relevant information available.**Ecotoxicological effects:****Remark:** Harmful to fish**Additional ecological information:****General notes:** Harmful to aquatic organisms**Results of PBT and vPvB assessment****PBT:** Not applicable.**vPvB:** Not applicable.**Other adverse effects** No further relevant information available.**13 Disposal considerations****Disposal methods:**

Consult all regulations (federal, state, provincial, local) or a qualified waste disposal firm when characterizing product for disposal. Dispose of waste in accordance with all applicable regulations.

Recommendation:

Must not be disposed of together with household garbage. Do not allow product to reach sewage system.

Uncleaned packagings:**Recommendation:** Dispose of contents/container in accordance with local/regional/national/international regulations.**14 Transport information****UN-Number**

DOT, IMDG, IATA

Not applicable.

UN proper shipping name

DOT, IMDG, IATA

Not applicable.

Transport hazard class(es)

DOT, IMDG, IATA

Class

Not applicable.

Packing group

DOT, IMDG, IATA

Not applicable.

(Cont. on page 8)

USGHS

Safety Data Sheet

Printing date 03/29/2017

Version Number 1.2

Reviewed on 03/29/2017

Trade name: **PROCOR 20 TROWEL GRADE PART A**

(Cont. from page 7)

Environmental hazards:**Marine pollutant:** No**Special precautions for user** Not applicable.**Transport/Additional information:** Not classified as a dangerous good for transport by road, rail or air.**DOT****Remarks:** Not Regulated.**UN "Model Regulation":** Not applicable.**15 Regulatory information****SARA (Superfund Amendments and Reauthorization Act)****Section 302/304 (extremely hazardous substances):**

None of the ingredients is listed.

Section 313 Reportable Ingredients (Chemicals present below reporting threshold are exempt):

1314-13-2 | Zinc oxide | 1.6%

SARA Section 312/Tier I & II Hazard Categories:

Health Hazard - Skin Corrosion or Irritation

Health Hazard - Serious eye damage or eye irritation

Health Hazard - Specific target organ toxicity (single or repeated exposure)

Health Hazard - Aspiration Hazard

North America Chemical Inventory Status**TSCA (Toxic Substances Control Act - United States):**

All ingredients are listed or exempt from listing unless otherwise noted below.

CEPA (Canadian DSL):

All ingredients are listed or exempt from listing unless otherwise noted below.

Right to Know Ingredient Disclosure:

Proprietary - Castor oil based ester - NJ801415063P

California Proposition 65**Chemicals known to cause cancer:**Quartz (SiO₂)

lead

cadmium (non-pyrophoric)

Chemicals known to cause reproductive toxicity for females:

7439-92-1 | lead

Chemicals known to cause reproductive toxicity for males:

7439-92-1 | lead

7440-43-9 | cadmium (non-pyrophoric)

Chemicals known to cause developmental toxicity:

67-56-1 | Methanol

7439-92-1 | lead

7440-43-9 | cadmium (non-pyrophoric)

Carcinogenicity Categories**EPA (Environmental Protection Agency)**

1314-13-2 | Zinc oxide | D, I, II

TLV-ACGIH (THE American Conference of Governmental Industrial Hygienists)**Human Carcinogen - A1 Confirmed, A2 Suspected, A3 Unknown Relevance, A4 Not Classifiable**Quartz (SiO₂) | A2

(Cont. on page 9)

USGHS

Safety Data Sheet

Printing date 03/29/2017

Version Number 1.2

Reviewed on 03/29/2017

Trade name: **PROCOR 20 TROWEL GRADE PART A**

(Cont. from page 8)

NIOSH-Cancer (National Institute for Occupational Safety and Health)

14808-60-7 | Quartz (SiO₂)

Volatile Organic Compounds (VOC) reported per the Emission Standards. 75 g/l (As applied)

16 Other information

The data included herein are presented in accordance with various environment, health and safety regulations. It is the responsibility of a recipient of the data to remain currently informed on chemical hazard information, to design and update its own program and to comply with all national, federal, state and local laws and regulations applicable to safety, occupational health, right-to-know and environmental protection.

Department issuing SDS:

GCP Applied Technologies

62 Whittemore Avenue

Cambridge, MA 02140 USA

USA: +1-617-876-1400 (24 hours)

+1-800-354-5414

Other Information:

There is sufficient information to conclude that the relative risk of lung cancer is increased in persons with silicosis. Therefore preventing the onset of silicosis will also reduce the cancer risk.

Date of preparation / last revision 03/29/2017 / 1.1**The first date of preparation** 03/29/2012**Number of revision times and the latest revision date** 1.2 / 03/29/2017

USGHS

Safety Data Sheet

Printing date 02/08/2017

Version Number 1.0

Reviewed on 02/08/2017

1 Identification

Product identifier

Trade name: *Procor 10 Part A*

SDS ID Number: 2404

Relevant identified uses of the substance or mixture, and uses advised against
Specialty construction product. Not intended for other uses

Details of the supplier of the safety data sheet

Manufacturer/Supplier:
GCP Applied Technologies
62 Whittemore Avenue
Cambridge, MA 02140 USA

GCP Canada, Inc.
294 Clements Road W.
Ajax, Ontario L1S 3C6 Canada

Information department:

Environmental Health & Safety
USA: +1-617-876-1400 (24 hours)
+1-800-354-5414 (8AM - 5PM) Not functional within Massachusetts
CAN: 1-905-683-8561 (24 hours)
Email address: msds.gcp@gcpat.com

Transport Emergency: Chemtrec +1-800-424-9300 (24 hours)

2 Hazard(s) identification

Classification of the substance or mixture

Harmful if inhaled.
Causes severe skin burns and eye damage.
Causes serious eye damage.
May cause respiratory irritation.
May be fatal if swallowed and enters airways.

Label elements:

Hazard pictograms



GHS05 GHS07 GHS08

Danger

Hazard statements

Harmful if inhaled.
Causes severe skin burns and eye damage.
May cause respiratory irritation.
May be fatal if swallowed and enters airways.

Precautionary statements

Avoid breathing dust/fume/gas/mist/vapors/spray
Wear eye protection / face protection.
IF SWALLOWED: Immediately call a POISON CENTER/ doctor.

(Cont. on page 2)

USGHS

Safety Data Sheet

Printing date 02/08/2017

Version Number 1.0

Reviewed on 02/08/2017

Trade name: Procor 10 Part A

(Cont. from page 1)

If on skin (or hair): Take off immediately all contaminated clothing. Rinse skin with water/shower.
 If in eyes: Rinse cautiously with water for several minutes. Remove contact lenses, if present and easy to do. Continue rinsing.
 If swallowed: Rinse mouth. Do NOT induce vomiting.
 IF INHALED: Remove person to fresh air and keep comfortable for breathing.
 Call a POISON CENTER/doctor if you feel unwell.

Hazard description:

Product supplied as two component package and part A reacts with partB (and with water).
 Mixed A&B product may reach temperatures of 300°F.
 Contact with hot materials will result in burns. Material is sticky and will adhere to skin.
 Do not seal containers once mixed or contaminated with water, containers may explode due to pressure from the reaction.
 Fumes may evolve if unused mixed product is allowed to sit in containers or if thicknesses exceed 120 mils.

NFPA ratings (scale 0 - 4)

Health = 2
 Fire = 1
 Reactivity = 0

HMIS-ratings (scale 0 - 4)

Health = 2
 Flammability = 1
 Reactivity = 0

Other hazards**Results of PBT and vPvB assessment**

PBT: Not applicable.

vPvB: Not applicable.

3 Composition/information on ingredients**Chemical characterization: Mixture**

Description: Mixture of the hazardous substance(s) listed below with additional nonhazardous ingredients.

Hazardous components:

64742-52-5	Distillates (petroleum), hydrotreated heavy naphthenic	50-100%
1305-78-8	Calcium oxide	30-50%
14808-60-7	Quartz (SiO ₂)	2.0-5.0%
1314-13-2	Zinc oxide	1.0-2.0%

Additional information: Non-hazardous ingredients may be listed in Section 15; Right-To-Know disclosure.

4 First-aid measures**Description of first aid measures**

General information: Get medical advice/attention if you feel unwell.

After inhalation:

Supply fresh air. If required, provide artificial respiration. Keep patient warm. Consult doctor if symptoms persist.

After skin contact:

In case of skin contact, clean fingernails and wash skin with soap and water. If residue remains clean with waterless hand-cleaner or abrasive soap. Never use solvents.

If discomfort or irritation persists, consult a physician.

Remove contaminated clothing and wash before reuse.

After eye contact: Rinse cautiously with water for several minutes.

(Cont. on page 3)

USGHS

Trade name: *Procor 10 Part A*

(Cont. from page 2)

After swallowing:

Rinse mouth.

Do NOT induce vomiting.

Information for doctor:

Most important symptoms and effects, both acute and delayed No further relevant information available.

Indication of any immediate medical attention and special treatment needed No further relevant information available.

5 Fire-fighting measures

Special hazards arising from the substance or mixture No further relevant information available.

Additional information Collect contaminated fire fighting water separately. It must not enter the sewage system.

6 Accidental release measures**Personal precautions, protective equipment and emergency procedures**

Wear protective equipment. Keep unprotected persons away.

Environmental precautions:

Oils spills released directly to waterways may be subject to reporting requirements. Immediately contact your company's environmental coordinator or the Grace Environmental Health and safety Department.

Methods and material for containment and cleaning up:

Contain and/or absorb spill with inert material (i.e. sand, vermiculite) then place in a suitable container.

Sweep up spilled product into receptacles.

Dispose contaminated material as waste according to section 13 of the SDS.

Reference to other sections

See Section 7 for information on safe handling.

See Section 8 for information on personal protection equipment.

See Section 13 for disposal information.

7 Handling and storage**Handling:****Precautions for safe handling**

Risk of serious damage to eyes.

Prevent formation of aerosols.

Avoid contact with skin.

Information about protection against explosions and fires: No special measures required.

Conditions for safe storage, including any incompatibilities**Storage:**

Information about storage in one common storage facility: No special measures required.

Further information about storage conditions: Keep receptacle tightly sealed.

Specific end use(s) No further relevant information available.

USGHS
(Cont. on page 4)

Trade name: *Procor 10 Part A*

(Cont. from page 3)

8 Exposure controls/personal protection

Additional information about design of technical systems: No further data; see item 7.

Control parameters

Components with limit values that require monitoring at the workplace:

14808-60-7 Quartz (SiO₂)

PEL (USA)	see Quartz listing
REL (USA)	Long-term value: 0.05* mg/m ³ *respirable dust; See Pocket Guide App. A
TLV (USA)	Long-term value: 0.025* mg/m ³ *as respirable fraction

1314-13-2 Zinc oxide

PEL (USA)	Long-term value: 15* 5** mg/m ³ *total dust **respirable fraction and fume
REL (USA)	Short-term value: 10** mg/m ³ Long-term value: 5* 5** mg/m ³ Ceiling limit value: 15* mg/m ³ *dust only **fume
TLV (USA)	Short-term value: 10* mg/m ³ Long-term value: 2* mg/m ³ *as respirable fraction

Additional Occupational Exposure Limit Values for possible hazards during processing:

In addition to the exposure limits referenced above, the following non-specific limits for dust apply to this product; OSHA, 15 mg/m³-TWA for Total Dust and 5 mg/m³-TWA as Respirable Dust, ACGIH, 10 mg/m³-TWA as Total Dust and 3 mg/m³-TWA as Respirable Dust.

Respirable Quartz (Crystalline silica) can result in lung disease (i.e. silicosis and or lung cancer). However, due to the physical nature of this product (liquid) exposures are not expected unless after product dries it is abraded and airborne dust is created.

Additional information: The lists that were valid during the creation were used as basis.

Work/Hygienic Practices:

Use good personal hygiene practices.

Carbon disulfide and other potentially harmful gases, Methanol vapors and fumes may evolve as a result of exothermic reactions ("hot product") when components are mixed. Carbon disulfide may be detected by odor at about 1 ppm, but the ability to smell fatigues (diminishes) rapidly therefore, odor does not serve as a good warning property. If eye or respiratory irritation is present, or if a foul odor is detected, you may be experiencing exposure to Carbon disulfide and other organics. Leave the area immediately and seek fresh air.

Exposure controls

Personal protective equipment:

General protective and hygienic measures: The usual precautionary measures for handling chemicals should be followed.

Breathing equipment:

Control exposure to ingredients with workplace control parameters if mentioned above. If no ingredients are listed, respiratory protection is generally not required.

If exposure limits are listed and may be exceeded, use approved respiratory protective equipment and filter type appropriate for the listed ingredients. (NIOSH, CEN, etc.).

Protection of hands: Gloves should be worn to prevent skin contact and should be impermeable and resistant to the product.

Material of gloves Gloves should be worn to prevent skin contact and should be impermeable and resistant to the product.

Eye protection:



Safety glasses with side shield protection.

(Cont. on page 5)

USGHS

Safety Data Sheet

Printing date 02/08/2017

Version Number 1.0

Reviewed on 02/08/2017

Trade name: *Procor 10 Part A*

(Cont. from page 4)

Safety glasses with side shields should be worn to prevent contact due to splashing. Under high vapor mist concentrations, tightly sealed goggles should be worn.



A face shield should also be worn if there is potential exposure to splash or spray.

Body protection:

Use personal protective equipment as required.

Take off contaminated clothing.

9 Physical and chemical properties

Information on basic physical and chemical properties

General Information**Appearance:**

Form:	Liquid
Color:	According to product specification
Odor:	Characteristic
Odor threshold:	Not determined.

pH-value (~): Not determined.

Change in condition

Melting point/Melting range:	Undetermined.
Boiling point/Boiling range:	Undetermined.
Flash point:	Not applicable.

Flammability (solid, gaseous): Not applicable.

Decomposition temperature:	Not determined.
Auto igniting:	Product is not selfigniting.
Danger of explosion:	Product does not present an explosion hazard.

Explosion limits:

Lower:	Not determined.
Upper:	Not determined.
VOC Content (max):	Not determined.

Vapor pressure:	Not determined.
Density: (~) at 20 °C (68 °F)	1.2 g/cm ³ (10.014 lbs/gal)
Relative density	Not determined.
Vapor density	Not determined.
Evaporation rate	Not determined.

Solubility in / Miscibility with Water: Not miscible or difficult to mix.

Partition coefficient (n-octanol/water): Not determined.

Viscosity:

Dynamic:	Not determined.
Kinematic:	Not determined.
Molecular weight	Not applicable.

Other information No further relevant information available.

10 Stability and reactivity

Reactivity Stable under normal conditions.

(Cont. on page 6)

USGHS

Safety Data Sheet

Printing date 02/08/2017

Version Number 1.0

Reviewed on 02/08/2017

Trade name: *Procor 10 Part A*

(Cont. from page 5)

Chemical stability**Thermal decomposition:** No decomposition if used according to specifications.**Possibility of hazardous reactions** No further relevant information available.**Conditions to avoid** No further relevant information available.**Incompatible materials:** No further relevant information available.**Hazardous decomposition products:** Carbon monoxide and carbon dioxide**Additional information:** See section 7 for information on handling, storage and conditions to be avoided.**11 Toxicological information****Information on toxicological effects****Acute toxicity:****Primary irritant effect:****on the skin:** Causes severe skin burns and eye damage.**on the eye:** Causes serious eye damage.**Inhalation:**

Harmful if inhaled.

Causes damage to organs.

Ingestion: Harmful: may cause lung damage if swallowed.**Additional toxicological information:****Carcinogenic categories****IARC (International Agency for Research on Cancer) Human Carcinogenicity:**
Group 1- Positive, Group 2A- Probable, Group 2B- Possible, Group 3- Not Classifiable14808-60-7 | Quartz (SiO₂)

1

NTP (National Toxicology Program)**K–Known to be carcinogenic, R–May reasonably be anticipated to be carcinogenic**14808-60-7 | Quartz (SiO₂)

K

OSHA-Ca (Occupational Safety & Health Administration)

1314-13-2 | Zinc oxide

12 Ecological information**Toxicity****Aquatic toxicity:****1314-13-2 Zinc oxide**

EC50, 72h | 0.14 mg/l (algae)

Persistence and degradability No further relevant information available.**Behavior in environmental systems:****Bioaccumulative potential** No further relevant information available.**Mobility in soil** No further relevant information available.**Ecotoxicological effects:****Remark:** Harmful to fish

(Cont. on page 7)

USGHS

Safety Data Sheet

Printing date 02/08/2017

Version Number 1.0

Reviewed on 02/08/2017

Trade name: *Procor 10 Part A*

(Cont. from page 6)

Additional ecological information:**General notes:** Harmful to aquatic organisms**Results of PBT and vPvB assessment****PBT:** Not applicable.**vPvB:** Not applicable.**Other adverse effects** No further relevant information available.**13 Disposal considerations****Disposal methods:** Comply with Federal, State and local regulations.**Recommendation:**

Must not be disposed of together with household garbage. Do not allow product to reach sewage system.

Uncleaned packagings:**Recommendation:** Disposal must be made according to official regulations.**14 Transport information****UN-Number**

DOT, IMDG, IATA

Not applicable.

UN proper shipping name

DOT, IMDG, IATA

Not applicable.

Transport hazard class(es)

DOT, IMDG, IATA

Class

Not applicable.

Packing group

DOT, IMDG, IATA

Not applicable.

Environmental hazards:**Marine pollutant:**

No

Special precautions for user

Not applicable.

Transport/Additional information: Not classified as a dangerous good for transport by road, rail or air.**DOT****Remarks:**

Not Regulated.

UN "Model Regulation":

Not applicable.

15 Regulatory information**SARA (Superfund Amendments and Reauthorization Act)****Section 302/304 (extremely hazardous substances):**

None of the ingredients is listed.

Section 313 Reportable Ingredients (Chemicals present below reporting threshold are exempt):

1314-13-2 | Zinc oxide

1.6%

(Cont. on page 8)

USGHS

Safety Data Sheet

Printing date 02/08/2017

Version Number 1.0

Reviewed on 02/08/2017

Trade name: Procor 10 Part A

(Cont. from page 7)

SARA Section 312/Tier I & II Hazard Categories:

Health Hazard - Acute toxicity (any route of exposure)
 Health Hazard - Skin Corrosion or Irritation
 Health Hazard - Serious eye damage or eye irritation
 Health Hazard - Specific target organ toxicity (single or repeated exposure)
 Health Hazard - Aspiration Hazard

North America Chemical Inventory Status**TSCA (Toxic Substances Control Act - United States):**

All ingredients are listed or exempt from listing unless otherwise noted below.

CEPA (Canadian DSL):

All ingredients are listed or exempt from listing unless otherwise noted below.

California Proposition 65**Chemicals known to cause cancer:**Quartz (SiO₂)

lead

cadmium (non-pyrophoric)

Chemicals known to cause reproductive toxicity for females:

7439-92-1 | lead

Chemicals known to cause reproductive toxicity for males:

7439-92-1 | lead

7440-43-9 | cadmium (non-pyrophoric)

Chemicals known to cause developmental toxicity:

67-56-1 | Methanol

7439-92-1 | lead

7440-43-9 | cadmium (non-pyrophoric)

Carcinogenicity Categories**EPA (Environmental Protection Agency)**

1314-13-2 | Zinc oxide

D, I, II

TLV-ACGIH (THE American Conference of Governmental Industrial Hygienists)**Human Carcinogen - A1 Confirmed, A2 Suspected, A3 Unknown Relevance, A4 Not Classifiable**Quartz (SiO₂)

A2

NIOSH-Cancer (National Institute for Occupational Safety and Health)14808-60-7 | Quartz (SiO₂)**Volatile Organic Compounds (VOC) reported per the Emission Standards. 75 g/l (As applied)****16 Other information**

The data included herein are presented in accordance with various environment, health and safety regulations. It is the responsibility of a recipient of the data to remain currently informed on chemical hazard information, to design and update its own program and to comply with all national, federal, state and local laws and regulations applicable to safety, occupational health, right-to-know and environmental protection.

Department issuing SDS:

GCP Applied Technologies
 62 Whittemore Avenue
 Cambridge, MA 02140 USA
 USA: +1-617-876-1400 (24 hours)
 +1-800-354-5414

Date of preparation / last revision 02/08/2017 / -**The first date of preparation** 03/31/2015**Number of revision times and the latest revision date** 1.0 / 02/08/2017

USGHS

Safety Data Sheet

Printing date 04/12/2017

Version Number 1.0

Reviewed on 04/12/2017

1 Identification

Product identifier

Trade name: ***PROCOR PART B (PROCOR 10, 20 AND 75)***

SDS ID Number: 60154

Relevant identified uses of the substance or mixture, and uses advised against
Specialty construction product. Not intended for other uses

Details of the supplier of the safety data sheet

Manufacturer/Supplier:
GCP Applied Technologies
62 Whittemore Avenue
Cambridge, MA 02140 USA

GCP Canada, Inc.
294 Clements Road W.
Ajax, Ontario L1S 3C6 Canada

Information department:

Environmental Health & Safety
USA: +1-617-876-1400 (24 hours)
+1-800-354-5414 (8AM - 5PM) Not functional within Massachusetts
CAN: 1-905-683-8561 (24 hours)
Email address: msds.gcp@gcpat.com
In Canada: +1-905-683-8561

Transport Emergency: Chemtrec +1-800-424-9300 (24 hours)

2 Hazard(s) identification

Classification of the substance or mixture

The product is not classified according to the Globally Harmonized System (GHS).

Label elements:

Hazard pictograms Not applicable.

Not applicable.

Hazard statements Not applicable.

Additional information:

Product supplied as two-component package and part A reacts with part B (and with water). A&B (or A & water) Reaction is exothermic, releasing heat.

Fumes may also be released if unused mixed product is allowed to sit in containers of thicknesses exceeds 120 mils.

Mixed A&B (or A & water) product may reach temperatures of 300°F.

Reaction product is sticky and will adhere to skin.

Contact with hot material will result in burns.

Do not seal containers once Part A is mixed with part B (or A with water.)

Sealed containers may explode due to pressure from the reaction.

NFPA ratings (scale 0 - 4)



Health = 1
Fire = 1
Reactivity = 0

Safety Data Sheet

Printing date 04/12/2017

Version Number 1.0

Reviewed on 04/12/2017

Trade name: **PROCOR PART B (PROCOR 10, 20 AND 75)**

(Cont. from page 1)

HMIS-ratings (scale 0 - 4)

HEALTH 1

Health = 1

FIRE 1

Flammability = 1

REACTIVITY 0

Reactivity = 0

Other hazards**Results of PBT and vPvB assessment****PBT:** Not applicable.**vPvB:** Not applicable.**3 Composition/information on ingredients****Chemical characterization: Mixture****Hazardous components:** Not applicable.**Additional information:** Non-hazardous ingredients may be listed in Section 15; Right-To-Know disclosure.**4 First-aid measures****Description of first aid measures****General information:** Get medical advice/attention if you feel unwell.**After skin contact:**

Immediately wash contaminated skin with soap or mild detergent and water. If this chemical soaks clothing, immediately remove clothing and wash skin.

In case of skin contact, clean fingernails and wash skin with soap and water. If residue remains clean with waterless hand-cleaner or abrasive soap. Never use solvents.

If discomfort or irritation persists, consult a physician.

Remove contaminated clothing and wash before reuse.

After eye contact: Rinse cautiously with water for several minutes.**After swallowing:**

Rinse mouth.

Do NOT induce vomiting.

Information for doctor:**Most important symptoms and effects, both acute and delayed** No further relevant information available.**Indication of any immediate medical attention and special treatment needed** No further relevant information available.**5 Fire-fighting measures****Extinguishing media****Suitable extinguishing agents:** CO₂, extinguishing powder or water spray. Fight larger fires with water spray.**Special hazards arising from the substance or mixture**

Combustion products may include toxic gases such as carbon monoxide and smoke.

Wear self-contained breathing apparatus and complete personal protective equipment when potential for exposure to vapors or products of combustion exist. Water may be used to cool containers to prevent pressure build-up and possible auto-ignition or explosion. Avoid breathing hazardous vapors or products of combustion. Keep upwind. Isolate area and keep unnecessary people away. Prevent run-off from fire control or dilution from entering streams or drinking water supplies.

Advice for firefighters**Protective equipment:** Wear personal protective equipment

(Cont. on page 3)

USGHS

Trade name: *PROCOR PART B (PROCOR 10, 20 AND 75)*

(Cont. from page 2)

Additional information Collect contaminated fire fighting water separately. It must not enter the sewage system.

6 Accidental release measures

Personal precautions, protective equipment and emergency procedures

Wear protective equipment. Keep unprotected persons away.

Methods and material for containment and cleaning up:

Dispose of the collected material according to regulations.

Reference to other sections

See Section 7 for information on safe handling.

See Section 8 for information on personal protection equipment.

See Section 13 for disposal information.

7 Handling and storage

Handling:

Precautions for safe handling

Avoid contact with eyes, skin and clothing.

Do not take internally.

Practice good personal hygiene to avoid ingestion.

Use only with adequate ventilation.

Wash clothing before reuse.

Wear respiratory protection during spray applications or where ventilation is inadequate.

Product supplied as two component package and part A reacts with part B (and with water).

A&B (or A & water) Reaction is exothermic, releasing heat.

Fumes may also be released if unused mixed product is allowed to sit in containers or if thicknesses exceed 120 mils.

Reaction product is sticky and will adhere to skin.

Contact with hot material will result in burns.

Do not touch material once thickening (reaction) begins, and until cured and cool.

Procor 10 and 20 are supplied in mixing pails. Once component A&B are mixed, use all product within 30-60 minutes of mixing to avoid heat build up due to exothermic reaction (release of heat and fumes). Reaction times may vary depending upon temperature and mixing conditions.

Procor 75 is packaged for machine application and should not be hand mixed.

Promptly cleanse hands after handling.

FOR PROFESSIONAL USE ONLY. KEEP OUT OF CHILDREN'S REACH.

Information about protection against explosions and fires: No special measures required.

Conditions for safe storage, including any incompatibilities

Storage:

Information about storage in one common storage facility: No special measures required.

Further information about storage conditions: Keep receptacle tightly sealed.

Specific end use(s) No further relevant information available.

8 Exposure controls/personal protection

Additional information about design of technical systems: No further data; see item 7.

Control parameters

Components with limit values that require monitoring at the workplace:

The product does not contain any relevant quantities of materials with critical values that have to be monitored at the workplace.

(Cont. on page 4)

USGHS

Trade name: PROCOR PART B (PROCOR 10, 20 AND 75)

(Cont. from page 3)

Additional information:

The lists that were valid during the creation were used as basis.

Use good personal hygiene practices.

Carbon disulfide and other potentially harmful gases, vapors and fumes may evolve as a result of exothermic reactions ("hot product") when component A&B are mixed. Carbon disulfide may be detected by odor at about 1 ppm, but the ability to smell fatigues (diminishes) rapidly, therefore, odor does not serve as a good warning property. If eye or respiratory irritation occurs, or if a foul odor is detected, you may be experiencing exposure to Carbon disulfide and other organics. Leave the area immediately and seek fresh air.

Exposure controls**Appropriate engineering controls**

Provide local exhaust ventilation to prevent vapor build-up during application. This is particularly important in enclosed or confined areas where natural ventilation may not be adequate. Provide enough ventilation to maintain exposure levels below regulatory limits.

Personal protective equipment:

General protective and hygienic measures: The usual precautionary measures for handling chemicals should be followed.

Breathing equipment:

Control exposure to ingredients with workplace control parameters if mentioned above. If no ingredients are listed, respiratory protection is generally not required.

If exposure limits are listed and may be exceeded, use approved respiratory protective equipment and filter type appropriate for the listed ingredients. (NIOSH, CEN, etc.).

Respiratory protection requirements vary by product application. Consult respiratory protection section of the "Part A" SDS's for Procor 75, Procor 20 and Procor 10.

Protection of hands:

Not required.

Gloves should be worn to prevent skin contact and should be impermeable and resistant to the product.

Material of gloves Rubber or other impervious gloves should be worn to prevent skin contact.

Eye protection:

Safety glasses with side shield protection.

Body protection:

Use personal protective equipment as required.

Take off contaminated clothing.

9 Physical and chemical properties**Information on basic physical and chemical properties****General Information****Appearance:**

Form:	Liquid
Color:	According to product specification
Odor:	Characteristic
Odor threshold:	Not determined.

pH-value (~) at 20 °C (68 °F): 10

Change in condition

Melting point/Melting range:	Undetermined.
Boiling point/Boiling range:	Undetermined.
Flash point:	151 °C (304 °F)

(Cont. on page 5)

USGHS

Safety Data Sheet

Printing date 04/12/2017

Version Number 1.0

Reviewed on 04/12/2017

Trade name: **PROCOR PART B (PROCOR 10, 20 AND 75)**

(Cont. from page 4)

Flammability (solid, gaseous):	Not applicable.
Decomposition temperature:	Not determined.
Auto igniting:	Product is not self-igniting.
Danger of explosion:	Product does not present an explosion hazard.
Explosion limits:	
Lower:	Not applicable.
Upper:	Not applicable.
VOC Content (max):	Not applicable.
Vapor pressure:	Not determined.
Density: (~)	Not determined.
Relative density	Not determined.
Vapor density	Not determined.
Evaporation rate	Not determined.
Solubility in / Miscibility with Water:	Not miscible or difficult to mix.
Partition coefficient (n-octanol/water):	Not determined.
Viscosity:	
Dynamic:	Not determined.
Kinematic:	Not determined.
Molecular weight	Not applicable.
Other information	No further relevant information available.

* **10 Stability and reactivity****Reactivity** Stable under normal conditions.**Chemical stability****Thermal decomposition:** No decomposition if used according to specifications.**Possibility of hazardous reactions** No dangerous reactions known.**Conditions to avoid** No further relevant information available.**Incompatible materials:** No further relevant information available.**Hazardous decomposition products:** Carbon monoxide and carbon dioxide* **11 Toxicological information****Information on toxicological effects****Acute toxicity:****Primary irritant effect:****on the skin:** No irritating effect expected**on the eye:** No irritating effect expected**inhalation:** No irritating effect expected**Additional toxicological information:****Carcinogenic categories****IARC (International Agency for Research on Cancer) Human Carcinogenicity:**
Group 1- Positive, Group 2A- Probable, Group 2B- Possible, Group 3- Not Classifiable

None of the ingredients is listed.

(Cont. on page 6)

USGHS

Safety Data Sheet

Printing date 04/12/2017

Version Number 1.0

Reviewed on 04/12/2017

Trade name: *PROCOR PART B (PROCOR 10, 20 AND 75)*

(Cont. from page 5)

NTP (National Toxicology Program)**K–Known to be carcinogenic, R–May reasonably be anticipated to be carcinogenic**

None of the ingredients is listed.

OSHA-Ca (Occupational Safety & Health Administration)

None of the ingredients is listed.

12 Ecological information**Toxicity****Aquatic toxicity:** No further relevant information available.**Persistence and degradability** No further relevant information available.**Behavior in environmental systems:****Bioaccumulative potential** No further relevant information available.**Mobility in soil** No further relevant information available.**Additional ecological information:****General notes:** Not known to be hazardous to water.**Results of PBT and vPvB assessment****PBT:** Not applicable.**vPvB:** Not applicable.**Other adverse effects** No further relevant information available.**13 Disposal considerations****Disposal methods:**

Consult all regulations (federal, state, provincial, local) or a qualified waste disposal firm when characterizing product for disposal. Dispose of waste in accordance with all applicable regulations.

Recommendation:

Must not be disposed of together with household garbage. Do not allow product to reach sewage system.

Uncleaned packagings:**Recommendation:** Dispose of contents/container in accordance with local/regional/national/international regulations.**14 Transport information****UN-Number**

DOT, IMDG, IATA

Not applicable.

UN proper shipping name

DOT, IMDG, IATA

Not applicable.

Transport hazard class(es)

DOT, IMDG, IATA

Class

Not applicable.

(Cont. on page 7)

USGHS

Safety Data Sheet

Printing date 04/12/2017

Version Number 1.0

Reviewed on 04/12/2017

Trade name: **PROCOR PART B (PROCOR 10, 20 AND 75)**

(Cont. from page 6)

Packing group
DOT, IMDG, IATA

Not applicable.

Environmental hazards:
Marine pollutant:

No

Special precautions for user

Not applicable.

Transport/Additional information: Not classified as a dangerous good for transport by road, rail or air.**DOT****Remarks:**

Not Regulated.

15 Regulatory information**SARA (Superfund Amendments and Reauthorization Act)****Section 302/304 (extremely hazardous substances):**

None of the ingredients is listed.

Section 313 Reportable Ingredients (Chemicals present below reporting threshold are exempt):

None of the ingredients is listed.

SARA Section 312/Tier I & II Hazard Categories: None**North America Chemical Inventory Status****TSCA (Toxic Substances Control Act - United States):**

All ingredients are listed or exempt from listing unless otherwise noted below.

CEPA (Canadian DSL):

All ingredients are listed or exempt from listing unless otherwise noted below.

Right to Know Ingredient Disclosure:

Proprietary Polymer NJTSN801416114

Proprietary Acrylic Polymer NJTSN801416115

Proprietary Acid NJTSN801416116

7732-18-5 Water

California Proposition 65**Chemicals known to cause cancer:**

None of the ingredients is listed.

Chemicals known to cause reproductive toxicity for females:

None of the ingredients is listed.

Chemicals known to cause reproductive toxicity for males:

None of the ingredients is listed.

Chemicals known to cause developmental toxicity:

None of the ingredients is listed.

Carcinogenicity Categories**EPA (Environmental Protection Agency)**

None of the ingredients is listed.

TLV-ACGIH (THE American Conference of Governmental Industrial Hygienists)
Human Carcinogen - A1 Confirmed, A2 Suspected, A3 Unknown Relevance, A4 Not Classifiable

None of the ingredients is listed.

NIOSH-Cancer (National Institute for Occupational Safety and Health)

None of the ingredients is listed.

Volatile Organic Compounds (VOC) reported per the Emission Standards. 75 g/l (As applied)

USGHS

(Cont. on page 8)

Safety Data Sheet

Printing date 04/12/2017

Version Number 1.0

Reviewed on 04/12/2017

Trade name: PROCOR PART B (PROCOR 10, 20 AND 75)

(Cont. from page 7)

16 Other information

The data included herein are presented in accordance with various environment, health and safety regulations. It is the responsibility of a recipient of the data to remain currently informed on chemical hazard information, to design and update its own program and to comply with all national, federal, state and local laws and regulations applicable to safety, occupational health, right-to-know and environmental protection.

Department issuing SDS:

GCP Applied Technologies

62 Whittemore Avenue

Cambridge, MA 02140 USA

USA: +1-617-876-1400 (24 hours)

+1-800-354-5414

Date of preparation / last revision 04/12/2017 / -**The first date of preparation** 03/06/2015**Number of revision times and the latest revision date** 1.0 / 04/12/2017

USGHS

1 Identification

Product identifier

Trade name: *Bituthene Liquid Membrane Part A*

SDS ID Number: 60025

Relevant identified uses of the substance or mixture, and uses advised against
Specialty construction product. Not intended for other uses

Details of the supplier of the safety data sheet

Manufacturer/Supplier:

GCP Applied Technologies
62 Whittemore Avenue
Cambridge, MA 02140 USA

GCP Canada, Inc.
294 Clements Road W.
Ajax, Ontario L1S 3C6 Canada

Information department:

Environmental Health & Safety
USA: +1-617-876-1400 (24 hours)
+1-800-354-5414 (8AM - 5PM) Not functional within Massachusetts
CAN: 1-905-683-8561 (24 hours)
Email address: msds.gcp@gcpat.com

Transport Emergency: Chemtrec +1-800-424-9300 (24 hours)

2 Hazard(s) identification

Classification of the substance or mixture

May cause cancer.

Label elements: The product is classified and labeled according to the Globally Harmonized System (GHS)

Hazard pictograms



GHS08

Danger

Hazard statements

May cause cancer.

Precautionary statements

Wear protective gloves/protective clothing/eye protection/face protection.

Do not handle until all safety precautions have been read and understood.

Obtain special instructions before use.

IF exposed or concerned: Get medical advice/attention.

Dispose of contents/container in accordance with local/regional/national/international regulations.

NFPA ratings (scale 0 - 4)



Health = 2

Fire = 1

Reactivity = 1

Safety Data Sheet

Printing date 10/28/2016

Version Number 1.0

Reviewed on 10/28/2016

Trade name: *Bituthene Liquid Membrane Part A*

(Cont. from page 1)

HMIS-ratings (scale 0 - 4)

HEALTH	2
FIRE	1
REACTIVITY	1

Health = *2

Flammability = 1

Reactivity = 1

Other hazards**Results of PBT and vPvB assessment****PBT:** Not applicable.**vPvB:** Not applicable.**3 Composition/information on ingredients****Chemical characterization: Mixture****Description:** Mixture of the hazardous substance(s) listed below with additional nonhazardous ingredients.**Hazardous components:**

8052-42-4	Asphalt	20-25%
64742-04-7	Extracts (petroleum), heavy paraffinic distillate solvent	10-20%
130498-29-2	Polycyclic Aromatic Hydrocarbons	0.1-0.3%

Additional information: Non-hazardous ingredients may be listed in Section 15; Right-To-Know disclosure.**4 First-aid measures****Description of first aid measures****General information:**

Get medical advice/attention if you feel unwell.

After inhalation:

If symptoms develop, supply fresh air. If required, provide artificial respiration and seek immediate medical treatment.

After skin contact:

Immediately wash contaminated skin with soap or mild detergent and water. If this chemical soaks clothing, immediately remove clothing and wash skin.

If residue remains, clean with waterless handcream or abrasive soap. Never use solvents.

After eye contact:

If contact with residue causes eye irritation, flush eyes with water for at least 15 minutes while holding eyelids open.

After swallowing: Do not induce vomiting; immediately call for medical help.**Information for doctor:****Most important symptoms and effects, both acute and delayed** No further relevant information available.**Indication of any immediate medical attention and special treatment needed** No further relevant information available.**5 Fire-fighting measures****Extinguishing media****Suitable extinguishing agents:** CO₂, extinguishing powder or water spray. Fight larger fire with alcohol resistant foam.**Special hazards arising from the substance or mixture** No further relevant information available.**Additional information**

Cool endangered receptacles with water spray.

Collect contaminated fire fighting water separately. It must not enter the sewage system.

USGHS

(Cont. on page 3)

Trade name: Bituthene Liquid Membrane Part A

(Cont. from page 2)

6 Accidental release measures**Personal precautions, protective equipment and emergency procedures**

Wear protective equipment. Keep unprotected persons away.

Environmental precautions: Do not allow product to reach sewage system or any water course.

Methods and material for containment and cleaning up:

Contain and/or absorb spill with inert material (i.e. sand, vermiculite) then place in a suitable container.

Sweep up spilled product into receptacles.

Pick up mechanically.

Reference to other sections

See Section 7 for information on safe handling.

See Section 8 for information on personal protection equipment.

See Section 13 for disposal information.

7 Handling and storage**Handling:****Precautions for safe handling**

Open and handle receptacle with care.

Prevent formation of aerosols.

Avoid contact with skin and eyes.

Information about protection against explosions and fires: No special measures required.

Conditions for safe storage, including any incompatibilities**Storage:**

Information about storage in one common storage facility: No special measures required.

Further information about storage conditions: Keep receptacle tightly sealed.

Specific end use(s) No further relevant information available.

8 Exposure controls/personal protection

Additional information about design of technical systems: No further data; see item 7.

Control parameters**Components with limit values that require monitoring at the workplace:****8052-42-4 Asphalt**

REL (USA)	Ceiling limit value: 5* mg/m ³ *15-min; See Pocket Guide App. A
TLV (USA)	Long-term value: 0.5* mg/m ³ *inh. fraction; as benzene-soluble aerosol; BEIp

Ingredients with biological limit values:**8052-42-4 Asphalt**

BEI (USA)	- Medium: urine Time: end of shift at end of workweek Parameter: 1-Hydroxypyrene with hydrolysis (nonquantitative)
-----------	---

130498-29-2 Polycyclic Aromatic Hydrocarbons

BEI (USA)	Medium: urine Time: end of shift at end of workweek Parameter: 1-Hydroxypyrene with hydrolysis (nonquantitative)
-----------	--

Additional information: The lists that were valid during the creation were used as basis.

(Cont. on page 4)

USGHS

Trade name: Bituthene Liquid Membrane Part A

(Cont. from page 3)

Exposure controls
Personal protective equipment:
General protective and hygienic measures:

The usual precautionary measures for handling chemicals should be followed.

Store protective clothing separately.

Breathing equipment:

Control exposure to ingredients with workplace control parameters if mentioned above. If no ingredients are listed, respiratory protection is generally not required.

If exposure limits are listed and may be exceeded, use approved respiratory protective equipment and filter type appropriate for the listed ingredients. (NIOSH, CEN, etc.).

Protection of hands: Gloves should be worn to prevent skin contact and should be impermeable and resistant to the product.

Material of gloves Gloves should be worn to prevent skin contact and should be impermeable and resistant to the product.

Eye protection:


Safety glasses with side shield protection.



A face shield should also be worn if there is potential exposure to splash or spray.

Body protection:

Use personal protective equipment as required.

Take off contaminated clothing.

9 Physical and chemical properties
Information on basic physical and chemical properties
General Information
Appearance:

Form:	Liquid
Color:	According to product specification
Odor:	Characteristic
Odor threshold:	Not determined.

pH-value (~): Not determined.

Change in condition

Melting point/Melting range:	Undetermined.
Boiling point/Boiling range:	Undetermined.
Flash point:	200 °C (392 °F)

Flammability (solid, gaseous): Not applicable.

Decomposition temperature:	Not determined.
Auto igniting:	Product is not selfigniting.
Danger of explosion:	Product does not present an explosion hazard.

Explosion limits:

Lower:	Not determined.
Upper:	Not determined.
VOC Content (max):	Not determined.

Vapor pressure:	Not determined.
Density: (~) at 20 °C (68 °F)	1.1 g/cm ³ (9.18 lbs/gal)
Relative density	Not determined.
Vapor density	Not determined.
Evaporation rate	Not determined.

(Cont. on page 5)

USGHS

Safety Data Sheet

Printing date 10/28/2016

Version Number 1.0

Reviewed on 10/28/2016

Trade name: *Bituthene Liquid Membrane Part A*

(Cont. from page 4)

Solubility in / Miscibility with Water: Not miscible or difficult to mix.

Partition coefficient (n-octanol/water): Not determined.

Viscosity:

Dynamic: Not determined.

Kinematic: Not determined.

Molecular weight Not applicable.

Other information No further relevant information available.

10 Stability and reactivity

Reactivity Stable under normal conditions.

Chemical stability

Thermal decomposition: No decomposition if used according to specifications.

Possibility of hazardous reactions No further relevant information available.

Conditions to avoid No further relevant information available.

Incompatible materials: No further relevant information available.

Hazardous decomposition products:

Carbon monoxide and carbon dioxide

Other potentially hazardous products may also be formed.

Additional information: See section 7 for information on handling, storage and conditions to be avoided.

11 Toxicological information**Information on toxicological effects****Acute toxicity:****Primary irritant effect:**

on the skin: No irritating effect expected

on the eye: No irritating effect expected

inhalation: No irritating effect expected

Additional toxicological information: May cause cancer.

Carcinogenic categories

IARC (International Agency for Research on Cancer) Human Carcinogenicity:
Group 1- Positive, Group 2A- Probable, Group 2B- Possible, Group 3- Not Classifiable

69012-64-2	Silica, fume	3
8052-42-4	Asphalt	2B
64742-04-7	Extracts (petroleum), heavy paraffinic distillate solvent	1
130498-29-2	Polycyclic Aromatic Hydrocarbons	2A

NTP (National Toxicology Program)

K–Known to be carcinogenic, R–May reasonably be anticipated to be carcinogenic

None of the ingredients is listed.

OSHA-Ca (Occupational Safety & Health Administration)

None of the ingredients is listed.

USGHS
(Cont. on page 6)

Trade name: *Bituthene Liquid Membrane Part A*

(Cont. from page 5)

12 Ecological information**Toxicity****Aquatic toxicity:**

64742-04-7 Extracts (petroleum), heavy paraffinic distillate solvent

LC/EC/IC50 (static) | 18.8 mg/l (algae) (OECD guideline 201)

Persistence and degradability No further relevant information available.**Behavior in environmental systems:****Bioaccumulative potential** No further relevant information available.**Mobility in soil** No further relevant information available.**Additional ecological information:****General notes:** Not known to be hazardous to water.**Results of PBT and vPvB assessment****PBT:** Not applicable.**vPvB:** Not applicable.**Other adverse effects** No further relevant information available.**13 Disposal considerations****Waste treatment methods** Comply with Federal, State and local regulations.**Recommendation:**

Must not be disposed of together with household garbage. Do not allow product to reach sewage system.

Uncleaned packagings:**Recommendation:** Disposal must be made according to official regulations.**14 Transport information****UN-Number**

DOT, IMDG, IATA

Not applicable.

UN proper shipping name

DOT, IMDG, IATA

Not applicable.

Transport hazard class(es)

DOT, IMDG, IATA

Class

Not applicable.

Packing group

DOT, IMDG, IATA

Not applicable.

Environmental hazards:**Marine pollutant:**

No

Special precautions for user

Not applicable.

Transport/Additional information: Not classified as a dangerous good for transport by road, rail or air.**DOT****Remarks:**

Not Regulated.

(Cont. on page 7)

USGHS

Safety Data Sheet

Printing date 10/28/2016

Version Number 1.0

Reviewed on 10/28/2016

Trade name: *Bituthene Liquid Membrane Part A*

(Cont. from page 6)

UN "Model Regulation": Not applicable.

15 Regulatory information**SARA (Superfund Amendments and Reauthorization Act)****Section 302/304 (extremely hazardous substances):**

None of the ingredients is listed.

Section 313 Reportable Ingredients (Chemicals present below reporting threshold are exempt):

None of the ingredients is listed.

SARA Section 312/Tier I & II Hazard Categories: Health Hazard - Carcinogenicity**North America Chemical Inventory Status****TSCA (Toxic Substances Control Act - United States):**

All ingredients are listed or exempt from listing unless otherwise noted below.

CEPA (Canadian DSL):

All ingredients are listed or exempt from listing unless otherwise noted below.

Right to Know Ingredient Disclosure:

69012-64-2	Silica, fume
69102-90-5	1,3-Butadiene, homopolymer, hydroxy-terminated
25791-96-2	Glycerol, propylene oxide polymer
8001-78-3	Castor oil, hydrogenated
1332-58-7	Natural aluminosilicate (Kaolin)

California Proposition 65**Chemicals known to cause cancer:**

Extracts (petroleum), heavy paraffinic distillate solvent

Polycyclic Aromatic Hydrocarbons

Quartz (SiO₂)

4-vinylcyclohexene

1,3-Butadiene

Chemicals known to cause reproductive toxicity for females:

100-40-3 | 4-vinylcyclohexene

106-99-0 | 1,3-Butadiene

Chemicals known to cause reproductive toxicity for males:

106-99-0 | 1,3-Butadiene

Chemicals known to cause developmental toxicity:

106-99-0 | 1,3-Butadiene

Carcinogenicity Categories**EPA (Environmental Protection Agency)**

None of the ingredients is listed.

TLV-ACGIH (THE American Conference of Governmental Industrial Hygienists)**Human Carcinogen - A1 Confirmed, A2 Suspected, A3 Unknown Relevance, A4 Not Classifiable**

Asphalt

A4

Natural aluminosilicate (Kaolin)

A4

NIOSH-Cancer (National Institute for Occupational Safety and Health)

8052-42-4 | Asphalt

Volatile Organic Compounds (VOC) reported per the Emission Standards. (gr/L) 10 gr/L (as applied)**16 Other information**

The data included herein are presented in accordance with various environment, health and safety regulations. It is the responsibility of a recipient of the data to remain currently informed on chemical hazard information, to design and update its own program and to comply with all national, federal, state and local laws and regulations applicable to safety, occupational health, right-to-know and environmental protection.

(Cont. on page 8)

USGHS

Safety Data Sheet

Printing date 10/28/2016

Version Number 1.0

Reviewed on 10/28/2016

Trade name: *Bituthene Liquid Membrane Part A*

(Cont. from page 7)

Department issuing SDS:

GCP Applied Technologies
62 Whittemore Avenue
Cambridge, MA 02140 USA
USA: +1-617-876-1400 (24 hours)
+1-800-354-5414

Other Information:

There is sufficient information to conclude that the relative risk of lung cancer is increased in persons with silicosis. Therefore preventing the onset of silicosis will also reduce the cancer risk.

Date of preparation / last revision 10/28/2016 / -

The first date of preparation 03/03/2015

Number of revision times and the latest revision date 1.0 / 10/28/2016

USGHS

1 Identification

Product identifier

Trade name: *Bituthene Liquid Membrane & Deck Prep Part B*

SDS ID Number: 583

Relevant identified uses of the substance or mixture, and uses advised against
Specialty construction product. Not intended for other uses

Details of the supplier of the safety data sheet

Manufacturer/Supplier:

GCP Applied Technologies
62 Whittemore Avenue
Cambridge, MA 02140 USA

GCP Canada, Inc.
294 Clements Road W.
Ajax, Ontario L1S 3C6 Canada

Information department:

Environmental Health & Safety
USA: +1-617-876-1400 (24 hours)
+1-800-354-5414 (8AM - 5PM) Not functional within Massachusetts
CAN: 1-905-683-8561 (24 hours)
Email address: msds.gcp@gcpat.com

Transport Emergency: Chemtrec +1-800-424-9300 (24 hours)

2 Hazard(s) identification

Classification of the substance or mixture

Harmful if inhaled.
Causes skin irritation.
Causes serious eye irritation.
May cause allergy or asthma symptoms or breathing difficulties if inhaled.
May cause an allergic skin reaction.
Suspected of causing cancer.
May cause respiratory irritation.
May cause damage to organs through prolonged or repeated exposure.

Label elements: The product is classified and labeled according to the Globally Harmonized System (GHS)

Hazard pictograms



GHS07 GHS08

Danger

Hazard statements

Harmful if inhaled.
Causes skin irritation.
Causes serious eye irritation.
May cause allergy or asthma symptoms or breathing difficulties if inhaled.
May cause an allergic skin reaction.
Suspected of causing cancer.
May cause respiratory irritation.

Safety Data Sheet

Printing date 10/31/2016

Version Number 1.2

Reviewed on 10/31/2016

Trade name: Bituthene Liquid Membrane & Deck Prep Part B

(Cont. from page 1)

May cause damage to organs through prolonged or repeated exposure.

Precautionary statements

Avoid breathing dust/fume/gas/mist/vapors/spray

[In case of inadequate ventilation] wear respiratory protection.

Wear eye protection / face protection.

If in eyes: Rinse cautiously with water for several minutes. Remove contact lenses, if present and easy to do. Continue rinsing.

IF ON SKIN: Wash with plenty of water.

If skin irritation or rash occurs: Get medical advice/attention.

If eye irritation persists: Get medical advice/attention.

IF INHALED: Remove person to fresh air and keep comfortable for breathing.

IF exposed or concerned: Get medical advice/attention.

NFPA ratings (scale 0 - 4)

Health = 2

Fire = 1

Reactivity = 1

HMIS-ratings (scale 0 - 4)

Health = *2

Flammability = 1

Reactivity = 1

Other hazards**Results of PBT and vPvB assessment**

PBT: Not applicable.

vPvB: Not applicable.

3 Composition/information on ingredients**Chemical characterization: Mixture**

Description: Mixture of the hazardous substance(s) listed below with additional nonhazardous ingredients.

Hazardous components:

26447-40-5	Methylenediphenyl diisocyanate, mixture of isomers	30-50%
101-68-8	Diphenylmethane-4,4'-di-isocyanate	30-50%
61788-32-7	Terphenyl plasticiser, hydrogenated	10-20%
78-40-0	Triethylphosphate	1.0-3.0%

Additional information: Non-hazardous ingredients may be listed in Section 15; Right-To-Know disclosure.

4 First-aid measures**Description of first aid measures**

General information: Get medical advice/attention if you feel unwell.

After inhalation: Supply fresh air; consult doctor in case of complaints.

After skin contact:

Immediately wash contaminated skin with soap or mild detergent and water. If this chemical soaks clothing, immediately remove clothing and wash skin.

After eye contact:

Rinse opened eye for several minutes under running water.

Seek immediate medical advice.

After swallowing:

Rinse mouth.

Never give anything by mouth to an unconscious person.

Do not induce vomiting; immediately call for medical help.

(Cont. on page 3)

USGHS

Safety Data Sheet

Printing date 10/31/2016

Version Number 1.2

Reviewed on 10/31/2016

Trade name: *Bituthene Liquid Membrane & Deck Prep Part B*

(Cont. from page 2)

Information for doctor:**Most important symptoms and effects, both acute and delayed** No further relevant information available.**Indication of any immediate medical attention and special treatment needed** No further relevant information available.**5 Fire-fighting measures****Special hazards arising from the substance or mixture** No further relevant information available.**Additional information**

Cool endangered receptacles with water spray.

Collect contaminated fire fighting water separately. It must not enter the sewage system.

6 Accidental release measures**Personal precautions, protective equipment and emergency procedures**

Wear protective equipment. Keep unprotected persons away.

Methods and material for containment and cleaning up:

Contain and/or absorb spill with inert material (i.e. sand, vermiculite) then place in a suitable container.

Sweep up spilled product into receptacles.

Dispose contaminated material as waste according to section 13 of the SDS.

Reference to other sections

See Section 7 for information on safe handling.

See Section 8 for information on personal protection equipment.

See Section 13 for disposal information.

7 Handling and storage**Handling:****Precautions for safe handling**

Open and handle receptacle with care.

Prevent formation of aerosols.

Avoid contact with skin.

Avoid contact with eyes.

Information about protection against explosions and fires: No special measures required.**Conditions for safe storage, including any incompatibilities****Storage:****Information about storage in one common storage facility:** No special measures required.**Further information about storage conditions:** Keep receptacle tightly sealed.**Specific end use(s)** No further relevant information available.**8 Exposure controls/personal protection****Additional information about design of technical systems:** No further data; see item 7.

(Cont. on page 4)

USGHS

Trade name: Bituthene Liquid Membrane & Deck Prep Part B

(Cont. from page 3)

Control parameters
Components with limit values that require monitoring at the workplace:
101-68-8 Diphenylmethane-4,4'-di-isocyanate

PEL (USA)	Ceiling limit value: 0.2 mg/m ³ , 0.02 ppm
REL (USA)	Long-term value: 0.05 mg/m ³ , 0.005 ppm Ceiling limit value: 0.2* mg/m ³ , 0.02* ppm *10-min
TLV (USA)	Long-term value: 0.051 mg/m ³ , 0.005 ppm

61788-32-7 Terphenyl plasticiser, hydrogenated

REL (USA)	Long-term value: 5 mg/m ³ , 0.5 ppm
TLV (USA)	Long-term value: 4.9 mg/m ³ , 0.5 ppm nonirradiated

78-40-0 Triethylphosphate

WEEL (USA)	Long-term value: 7.45 mg/m ³
------------	---

Additional information: The lists that were valid during the creation were used as basis.

Exposure controls
Personal protective equipment:
General protective and hygienic measures:

Avoid contact with the eyes and skin.

The usual precautionary measures for handling chemicals should be followed.

Breathing equipment:

Control exposure to ingredients with workplace control parameters if mentioned above. If no ingredients are listed, respiratory protection is generally not required.

If exposure limits are listed and may be exceeded, use approved respiratory protective equipment and filter type appropriate for the listed ingredients. (NIOSH, CEN, etc.).

Protection of hands: Gloves should be worn to prevent skin contact and should be impermeable and resistant to the product.

Material of gloves Gloves should be worn to prevent skin contact and should be impermeable and resistant to the product.

Eye protection:


Safety glasses with side shield protection.

Safety glasses with side shields should be worn to prevent contact due to splashing. Under high vapor mist concentrations, tightly sealed goggles should be worn.



A face shield should also be worn if there is potential exposure to splash or spray.

Body protection:

Protective work clothing

Use personal protective equipment as required.

Take off contaminated clothing.

9 Physical and chemical properties
Information on basic physical and chemical properties
General Information
Appearance:

Form:	Liquid
Color:	According to product specification
Odor:	Characteristic

(Cont. on page 5)

USGHS

Safety Data Sheet

Printing date 10/31/2016

Version Number 1.2

Reviewed on 10/31/2016

Trade name: *Bituthene Liquid Membrane & Deck Prep Part B*

(Cont. from page 4)

Odor threshold:	Not determined.
pH-value (~):	Not determined.
Change in condition	
Melting point/Melting range:	Undetermined.
Boiling point/Boiling range:	208 °C (406 °F)
Flash point:	212 °C (414 °F)
Flammability (solid, gaseous):	Not applicable.
Decomposition temperature:	Not determined.
Auto igniting:	Product is not selfigniting.
Danger of explosion:	Product does not present an explosion hazard.
Explosion limits:	
Lower:	Not determined.
Upper:	Not determined.
VOC Content (max):	Not determined.
Vapor pressure:	Not determined.
Density: (~)	Not determined.
Relative density	Not determined.
Vapor density	Not determined.
Evaporation rate	Not determined.
Solubility in / Miscibility with	
Water:	Not miscible or difficult to mix. Not miscible or difficult to mix.
Partition coefficient (n-octanol/water):	Not determined.
Viscosity:	
Dynamic:	Not determined.
Kinematic:	Not determined.
Molecular weight	Not applicable.
Other information	These are typical values and do not constitute a specification.

* **10 Stability and reactivity**

Reactivity Stable under normal conditions.

Chemical stability

Thermal decomposition: No decomposition if used according to specifications.

Possibility of hazardous reactions No further relevant information available.

Conditions to avoid No further relevant information available.

Incompatible materials: No further relevant information available.

Hazardous decomposition products:

Carbon monoxide and carbon dioxide

(possible HCN)

Other potentially hazardous products may also be formed.

Additional information: See section 7 for information on handling, storage and conditions to be avoided.

* **11 Toxicological information**

Delayed and immediate effects and chronic effects from short or long term exposure

May cause damage to organs through prolonged or repeated exposure.

(Cont. on page 6)

USGHS

Safety Data Sheet

Printing date 10/31/2016

Version Number 1.2

Reviewed on 10/31/2016

Trade name: *Bituthene Liquid Membrane & Deck Prep Part B*

(Cont. from page 5)

Information on toxicological effects**Acute toxicity:****LD/LC50 values relevant for classification:****101-68-8 Diphenylmethane-4,4'-di-isocyanate**

Oral	LD50	> 10000 mg/kg (rat)
Dermal	LD50	> 9400 mg/kg (rabbit)
Inhalation	LC50, 4h	0.49 mg/l (rat)

Primary irritant effect:**on the skin:** Causes skin irritation.**on the eye:** Causes serious eye irritation.**inhalation:**

Harmful if inhaled.

Causes damage to organs.

May cause respiratory irritation.

Ingestion: May cause damage to organs through prolonged or repeated exposure.**Sensitization:**

May cause allergy or asthma symptoms or breathing difficulties if inhaled.

May cause an allergic skin reaction.

Additional toxicological information: Suspected of causing cancer.**Carcinogenic categories****IARC (International Agency for Research on Cancer) Human Carcinogenicity:**
Group 1- Positive, Group 2A- Probable, Group 2B- Possible, Group 3- Not Classifiable

101-68-8 | Diphenylmethane-4,4'-di-isocyanate

3

NTP (National Toxicology Program)**K–Known to be carcinogenic, R–May reasonably be anticipated to be carcinogenic**

None of the ingredients is listed.

OSHA-Ca (Occupational Safety & Health Administration)

None of the ingredients is listed.

12 Ecological information**Toxicity****Aquatic toxicity:** No further relevant information available.**Persistence and degradability** No further relevant information available.**Behavior in environmental systems:****Bioaccumulative potential** No further relevant information available.**Mobility in soil** No further relevant information available.**Additional ecological information:****General notes:**

Do not allow undiluted product or large quantities of it to reach ground water, water course or sewage system.

Results of PBT and vPvB assessment**PBT:** Not applicable.**vPvB:** Not applicable.**Other adverse effects** No further relevant information available.

USGHS

(Cont. on page 7)

Safety Data Sheet

Printing date 10/31/2016

Version Number 1.2

Reviewed on 10/31/2016

Trade name: *Bituthene Liquid Membrane & Deck Prep Part B*

(Cont. from page 6)

13 Disposal considerations**Waste treatment methods****Recommendation:**

Must not be disposed of together with household garbage. Do not allow product to reach sewage system.

Uncleaned packagings:**Recommendation:** Disposal must be made according to official regulations.**14 Transport information****UN-Number**

DOT, IMDG, IATA

Not applicable.

UN proper shipping name

DOT, IMDG, IATA

Not applicable.

Transport hazard class(es)

DOT, IMDG, IATA

Class

Not applicable.

Packing group

DOT, IMDG, IATA

Not applicable.

Environmental hazards:**Marine pollutant:**

No

Special precautions for user

Not applicable.

Transport/Additional information: Not classified as a dangerous good for transport by road, rail or air.**DOT****Remarks:**

Not Regulated.

UN "Model Regulation":

Not applicable.

15 Regulatory information**SARA (Superfund Amendments and Reauthorization Act)****Section 302/304 (extremely hazardous substances):**

None of the ingredients is listed.

Section 313 Reportable Ingredients (Chemicals present below reporting threshold are exempt):

101-68-8 | Diphenylmethane-4,4'-di-isocyanate

30.9%

SARA Section 312/Tier I & II Hazard Categories:

Health Hazard - Carcinogenicity

Health Hazard - Acute toxicity (any route of exposure)

Health Hazard - Skin Corrosion or Irritation

Health Hazard - Respiratory or Skin Sensitization

Health Hazard - Serious eye damage or eye irritation

Health Hazard - Specific target organ toxicity (single or repeated exposure)

North America Chemical Inventory Status**TSCA (Toxic Substances Control Act - United States):**

All ingredients are listed or exempt from listing unless otherwise noted below.

CEPA (Canadian DSL):

All ingredients are listed or exempt from listing unless otherwise noted below.

Right to Know Ingredient Disclosure:

39310-05-9 | Methylenebis(isocyanatobenzene) polymer

(Cont. on page 8)

USGHS

Safety Data Sheet

Printing date 10/31/2016

Version Number 1.2

Reviewed on 10/31/2016

Trade name: Bituthene Liquid Membrane & Deck Prep Part B

(Cont. from page 7)

68956-74-1	Quaterphenyls
26140-60-3	Terphenyl plasticiser unhydrogenated

California Proposition 65**Chemicals known to cause cancer:**

None of the ingredients is listed.

Chemicals known to cause reproductive toxicity for females:

None of the ingredients is listed.

Chemicals known to cause reproductive toxicity for males:

None of the ingredients is listed.

Chemicals known to cause developmental toxicity:

None of the ingredients is listed.

Carcinogenicity Categories**EPA (Environmental Protection Agency)**

101-68-8	Diphenylmethane-4,4'-di-isocyanate	D, CBD
----------	------------------------------------	--------

TLV-ACGIH (THE American Conference of Governmental Industrial Hygienists)**Human Carcinogen - A1 Confirmed, A2 Suspected, A3 Unknown Relevance, A4 Not Classifiable**

None of the ingredients is listed.

NIOSH-Cancer (National Institute for Occupational Safety and Health)

None of the ingredients is listed.

Volatile Organic Compounds (VOC) reported per the Emission Standards. (gr/L) 10 gr/L (as applied)**16 Other information**

The data included herein are presented in accordance with various environment, health and safety regulations. It is the responsibility of a recipient of the data to remain currently informed on chemical hazard information, to design and update its own program and to comply with all national, federal, state and local laws and regulations applicable to safety, occupational health, right-to-know and environmental protection.

Department issuing SDS:

GCP Applied Technologies
62 Whittemore Avenue
Cambridge, MA 02140 USA
USA: +1-617-876-1400 (24 hours)
+1-800-354-5414

Date of preparation / last revision 10/31/2016 / 1.1**The first date of preparation** 08/03/2006**Number of revision times and the latest revision date** 1.2 / 10/31/2016

USGHS

1 Identification

Product identifier

Trade name: *Hydroduct® Waterproofing Products*

SDS ID Number:
2902

Additional Information: Full product name listing available in Section 16.

Relevant identified uses of the substance or mixture, and uses advised against:

Waterproofing.
Specialty construction product. Not intended for other uses.

Details of the supplier of the safety data sheet

Manufacturer/Supplier:
GCP Applied Technologies
62 Whittemore Avenue
Cambridge, MA 02140 USA

GCP Canada, Inc.
294 Clements Road W.
Ajax, Ontario L1S 3C6 Canada

Information department:

Environmental Health & Safety
USA: +1-617-876-1400 (24 hours)
+1-800-354-5414 (8AM - 5PM) Not functional within Massachusetts
CAN: 1-905-683-8561 (24 hours)
Email address: msds.gcp@gcpat.com

Transport Emergency: Chemtrec +1-800-424-9300 (24 hours)

2 Hazard(s) identification

Classification of the substance or mixture

The product is not classified, according to the Globally Harmonized System (GHS).

Additional information:

SDS's are not required for finished articles. nevertheless, the following information is provided to assist with safe use.


Label elements:

Hazard pictograms Not applicable.

Not applicable.

Hazard statements Not applicable.

NFPA ratings (scale 0 - 4)



Health = 0
Fire = 0
Reactivity = 0

HMIS-ratings (scale 0 - 4)



HEALTH 0 Health = 0
FIRE 0 Flammability = 0
REACTIVITY 0 Reactivity = 0

Safety Data Sheet

Printing date 04/13/2018

Version Number 1.0

Reviewed on 04/13/2018

Trade name: *Hydroduct® Waterproofing Products*

(Cont. from page 1)

Other hazards**Results of PBT and vPvB assessment****PBT:** Not applicable.**vPvB:** Not applicable.**3 Composition/information on ingredients****Chemical characterization: Mixture****Hazardous components:** Not applicable.**Additional information:** Non-hazardous ingredients may be listed in Section 15; Right-To-Know disclosure.**4 First-aid measures****Description of first aid measures****General information:** Get medical advice/attention if you feel unwell.**After inhalation:** No special measures required.**After skin contact:** Due to the physical nature of this product adverse effects are not likely.**After eye contact:**

Rinse cautiously with water for several minutes.

If symptoms persist, consult a physician.

After swallowing: Due to physical nature of this product, ingestion is not likely.**Information for doctor:****Most important symptoms and effects, both acute and delayed** No further relevant information available.**Indication of any immediate medical attention and special treatment needed** No further relevant information available.**5 Fire-fighting measures****Special hazards arising from the substance or mixture** No further relevant information available.**Advice for firefighters****Protective equipment:** Wear personal protective equipment.**Additional information** Collect contaminated fire fighting water separately. It must not enter the sewage system.**6 Accidental release measures****Personal precautions, protective equipment and emergency procedures**

Wear protective equipment. Keep unprotected persons away.

Methods and material for containment and cleaning up: No special measures required.**Reference to other sections**

See Section 7 for information on safe handling.

See Section 8 for information on personal protection equipment.

See Section 13 for disposal information.

USGHS

(Cont. on page 3)

Trade name: *Hydroduct® Waterproofing Products*

(Cont. from page 2)

7 Handling and storage

Handling:

Precautions for safe handling For professional use only. Keep out of children's reach.

Conditions for safe storage, including any incompatibilities

Storage:

Information about storage in one common storage facility: No special measures required.

Further information about storage conditions: Protect from heat and direct sunlight.

Specific end use(s) No further relevant information available.

8 Exposure controls/personal protection

Additional information about design of technical systems: No further data; see item 7.

Control parameters

Components with limit values that require monitoring at the workplace:

The product does not contain any relevant quantities of materials with critical values that have to be monitored at the workplace.

Additional information: The lists that were valid during the creation were used as basis.

Exposure controls

Personal protective equipment:

General protective and hygienic measures: Use good personal hygiene practices.

Breathing equipment:

Control exposure to ingredients with workplace control parameters if mentioned above. If no ingredients are listed, respiratory protection is generally not required.

If exposure limits are listed and may be exceeded, use approved respiratory protective equipment and filter type appropriate for the listed ingredients. (NIOSH, CEN, etc.).

Protection of hands: No chemical-protective gloves required.

Eye protection:



Safety glasses with side shield protection.

Body protection: Use personal protective equipment as required.

9 Physical and chemical properties

Information on basic physical and chemical properties

General Information

Appearance:

Form:	Solid
Color:	According to product specification
Odor:	Characteristic
Odor threshold:	Not determined.

pH-value (~): Not applicable.

Change in condition

Melting point/Melting range:	Undetermined.
Boiling point/Boiling range:	Undetermined.

(Cont. on page 4)

USGHS

Safety Data Sheet

Printing date 04/13/2018

Version Number 1.0

Reviewed on 04/13/2018

Trade name: *Hydroduct® Waterproofing Products*

(Cont. from page 3)

Flash point:	Not applicable.
Flammability (solid, gaseous):	Not determined.
Ignition temperature:	Undetermined.
Decomposition temperature:	Not determined.
Auto igniting:	Not determined.
Danger of explosion:	Product does not present an explosion hazard.
Explosion limits:	
Lower:	Not determined.
Upper:	Not determined.
VOC Content (max):	Not determined.
Vapor pressure:	Not applicable.
Density: (~) at 20 °C (68 °F)	1 g/cm ³ (8.3 lbs/gal)
Relative density	Not determined.
Vapor density	Not determined.
Solubility in / Miscibility with Water:	Not miscible or difficult to mix.
Partition coefficient (n-octanol/water):	Not determined.
Viscosity:	
Dynamic:	Not applicable.
Kinematic:	Not applicable.
Molecular weight	Not applicable.
Other information	No further relevant information available.

* **10 Stability and reactivity****Reactivity** Stable under normal conditions.**Chemical stability****Thermal decomposition:** No decomposition if used according to specifications.**Possibility of hazardous reactions** No dangerous reactions known.**Conditions to avoid** No further relevant information available.**Incompatible materials:** No further relevant information available.**Hazardous decomposition products:** Carbon monoxide and carbon dioxide* **11 Toxicological information****Information on toxicological effects****Acute toxicity:****Primary irritant effect:****on the skin:** No irritating effect expected**on the eye:** No irritating effect expected**inhalation:** No irritating effect expected

(Cont. on page 5)

USGHS

Safety Data Sheet

Printing date 04/13/2018

Version Number 1.0

Reviewed on 04/13/2018

Trade name: *Hydroduct® Waterproofing Products*

(Cont. from page 4)

Additional toxicological information:**Carcinogenic categories****IARC (International Agency for Research on Cancer) Human Carcinogenicity:**
Group 1- Positive, Group 2A- Probable, Group 2B- Possible, Group 3- Not Classifiable

None of the ingredients is listed.

NTP (National Toxicology Program)**K–Known to be carcinogenic, R–May reasonably be anticipated to be carcinogenic**

None of the ingredients is listed.

OSHA-Ca (Occupational Safety & Health Administration)

None of the ingredients is listed.

12 Ecological information**Toxicity****Aquatic toxicity:** No further relevant information available.**Persistence and degradability** No further relevant information available.**Behavior in environmental systems:****Bioaccumulative potential** No further relevant information available.**Mobility in soil** No further relevant information available.**Additional ecological information:****General notes:** Not known to be hazardous to water.**Results of PBT and vPvB assessment****PBT:** Not applicable.**vPvB:** Not applicable.**Other adverse effects** No further relevant information available.**13 Disposal considerations****Disposal methods:**

Consult all regulations (federal, state, provincial, local) or a qualified waste disposal firm when characterizing product for disposal. Dispose of waste in accordance with all applicable regulations.

Recommendation:

Must not be disposed of together with household garbage. Do not allow product to reach sewage system.

Uncleaned packagings:**Recommendation:** Dispose of contents/container in accordance with local/regional/national/international regulations.**14 Transport information****UN-Number**

DOT, IMDG, IATA

Not applicable.

(Cont. on page 6)

USGHS

Safety Data Sheet

Printing date 04/13/2018

Version Number 1.0

Reviewed on 04/13/2018

Trade name: *Hydroduct® Waterproofing Products*

(Cont. from page 5)

UN proper shipping name

DOT, IMDG, IATA Not applicable.

Transport hazard class(es)DOT, IMDG, IATA
Class Not applicable.**Packing group**

DOT, IMDG, IATA Not applicable.

Environmental hazards:

Marine pollutant: No

Special precautions for user

Not applicable.

Transport/Additional information: Not classified as a dangerous good for transport by road, rail or air.**DOT****Remarks:** Not Regulated.**UN "Model Regulation":**

Not applicable.

15 Regulatory information**SARA (Superfund Amendments and Reauthorization Act)****Section 302/304 (extremely hazardous substances):**

None of the ingredients is listed.

Section 313 Reportable Ingredients (Chemicals present below reporting threshold are exempt):

None of the ingredients is listed.

SARA Section 312/Tier I & II Hazard Categories: None**North America Chemical Inventory Status****TSCA (Toxic Substances Control Act - United States):**

All ingredients are listed or exempt from listing unless otherwise noted below.

CEPA (Canadian DSL):

All ingredients are listed or exempt from listing unless otherwise noted below.

California Proposition 65: (Substances <0.1% unless noted in Section 3)**Chemicals known to cause cancer:**

None of the ingredients is listed.

Chemicals known to cause reproductive toxicity for females:

None of the ingredients is listed.

Chemicals known to cause reproductive toxicity for males:

None of the ingredients is listed.

Chemicals known to cause developmental toxicity:

None of the ingredients is listed.

Carcinogenicity Categories**TLV-ACGIH (THE American Conference of Governmental Industrial Hygienists)****Human Carcinogen - A1 Confirmed, A2 Suspected, A3 Unknown Relevance, A4 Not Classifiable**

None of the ingredients is listed.

NIOSH-Cancer (National Institute for Occupational Safety and Health)

None of the ingredients is listed.

Volatile Organic Compounds (VOC) reported per the Emission Standards.

If no g/L value is provided this product is not subject to above standard.

USGHS

(Cont. on page 7)

Safety Data Sheet

Printing date 04/13/2018

Version Number 1.0

Reviewed on 04/13/2018

Trade name: Hydroduct® Waterproofing Products

(Cont. from page 6)

16 Other information

The data included herein are presented in accordance with various environment, health and safety regulations. It is the responsibility of a recipient of the data to remain currently informed on chemical hazard information, to design and update its own program and to comply with all national, federal, state and local laws and regulations applicable to safety, occupational health, right-to-know and environmental protection.

This SDS is for the following products: Hydroduct® 220, Hydroduct® 225, Hydroduct® 500, Hydroduct® 500 RS, Hydroduct® 550, Hydroduct® 550 RS, Hydroduct® 600, Hydroduct® 600 coil, Hydroduct® 660.

Department issuing SDS:

GCP Applied Technologies

62 Whittemore Avenue

Cambridge, MA 02140 USA

USA: +1-617-876-1400 (24 hours)

+1-800-354-5414

Date of preparation / last revision 04/13/2018 / -**The first date of preparation** 04/13/2018**Number of revision times and the latest revision date** 1.0 / 04/13/2018

USGHS

1 Identification

Product identifier

Trade name: Adcor 500S

SDS ID Number: 2734

Relevant identified uses of the substance or mixture, and uses advised against
Specialty construction product. Not intended for other uses

Details of the supplier of the safety data sheet

Manufacturer/Supplier:
GCP Applied Technologies
62 Whittemore Avenue
Cambridge, MA 02140 USA

GCP Canada, Inc.
294 Clements Road W.
Ajax, Ontario L1S 3C6 Canada

Information department:

Environmental Health & Safety
USA: +1-617-876-1400 (24 hours)
+1-800-354-5414 (8AM - 5PM) Not functional within Massachusetts
CAN: 1-905-683-8561 (24 hours)
Email address: msds.gcp@gcpat.com

Transport Emergency: Chemtrec +1-800-424-9300 (24 hours)

2 Hazard(s) identification

Classification of the substance or mixture

The product is not classified according to the Globally Harmonized System (GHS).

Label elements:

Hazard pictograms Not applicable.

Not applicable.

Hazard statements Not applicable.

NFPA ratings (scale 0 - 4)



Health = 1
Fire = 0
Reactivity = 0

HMIS-ratings (scale 0 - 4)



Health = 1
Flammability = 0
Reactivity = 0

Other hazards

Results of PBT and vPvB assessment

PBT: Not applicable.

vPvB: Not applicable.

Safety Data Sheet

Printing date 11/10/2016

Version Number 1.0

Reviewed on 11/10/2016

Trade name: *Adcor 500S*

(Cont. from page 1)

* **3 Composition/information on ingredients****Chemical characterization: Mixture****Hazardous components:** Not applicable.**Additional information:** Non-hazardous ingredients may be listed in Section 15; Right-To-Know disclosure.* **4 First-aid measures****Description of first aid measures****General information:** Get medical advice/attention if you feel unwell.**After inhalation:**

Supply fresh air. If required, provide artificial respiration. Keep patient warm. Consult doctor if symptoms persist.

After skin contact:

Immediately wash contaminated skin with soap or mild detergent and water. If this chemical soaks clothing, immediately remove clothing and wash skin.

After eye contact: Rinse cautiously with water for several minutes.**After swallowing:**

Rinse mouth.

Do NOT induce vomiting.

Information for doctor:**Most important symptoms and effects, both acute and delayed** No further relevant information available.**Indication of any immediate medical attention and special treatment needed** No further relevant information available.* **5 Fire-fighting measures****Special hazards arising from the substance or mixture** No further relevant information available.**Additional information** Collect contaminated fire fighting water separately. It must not enter the sewage system.* **6 Accidental release measures****Environmental precautions:** No special measures required.**Methods and material for containment and cleaning up:** No special measures required.**Reference to other sections**

See Section 7 for information on safe handling.

See Section 8 for information on personal protection equipment.

See Section 13 for disposal information.

* **7 Handling and storage****Handling:****Precautions for safe handling** No special precautions are necessary if used correctly.**Information about protection against explosions and fires:** No special measures required.

(Cont. on page 3)

USGHS

Safety Data Sheet

Printing date 11/10/2016

Version Number 1.0

Reviewed on 11/10/2016

Trade name: *Adcor 500S*

(Cont. from page 2)

Conditions for safe storage, including any incompatibilities**Storage:****Information about storage in one common storage facility:** No special measures required.**Further information about storage conditions:** Keep receptacle tightly sealed.**Specific end use(s)** No further relevant information available.**8 Exposure controls/personal protection****Additional information about design of technical systems:** No further data; see item 7.**Control parameters****Components with limit values that require monitoring at the workplace:**

The product does not contain any relevant quantities of materials with critical values that have to be monitored at the workplace.

Additional information: The lists that were valid during the creation were used as basis.**Exposure controls****Personal protective equipment:****General protective and hygienic measures:** The usual precautionary measures for handling chemicals should be followed.**Breathing equipment:**

Control exposure to ingredients with workplace control parameters if mentioned above. If no ingredients are listed, respiratory protection is generally not required.

If exposure limits are listed and may be exceeded, use approved respiratory protective equipment and filter type appropriate for the listed ingredients. (NIOSH, CEN, etc.).

Protection of hands: Protective gloves**Eye protection:**

Safety glasses with side shield protection.

Body protection:

Use personal protective equipment as required.

Take off contaminated clothing.

9 Physical and chemical properties**Information on basic physical and chemical properties****General Information****Appearance:**

Form:	Solid
Color:	According to product specification
Odor:	Characteristic
Odor threshold:	Not determined.

pH-value (~): Not applicable.**Change in condition**

Melting point/Melting range:	Undetermined.
Boiling point/Boiling range:	Undetermined.
Flash point:	Not applicable.

(Cont. on page 4)

USGHS

Safety Data Sheet

Printing date 11/10/2016

Version Number 1.0

Reviewed on 11/10/2016

Trade name: *Adcor 500S*

(Cont. from page 3)

Flammability (solid, gaseous):	Not determined.
Decomposition temperature:	Not determined.
Auto igniting:	Product is not selfigniting.
Danger of explosion:	Product does not present an explosion hazard.
Explosion limits:	
Lower:	Not applicable.
Upper:	Not applicable.
VOC Content (max):	Not applicable.
Vapor pressure:	Not applicable.
Density: (~)	Not determined.
Relative density	Not determined.
Vapor density	Not applicable.
Evaporation rate	Not applicable.
Solubility in / Miscibility with Water:	Not miscible or difficult to mix.
Partition coefficient (n-octanol/water):	Not determined.
Viscosity:	
Dynamic:	Not applicable.
Kinematic:	Not applicable.
Molecular weight	Not applicable.
Other information	No further relevant information available.

10 Stability and reactivity**Reactivity** Stable under normal conditions.**Chemical stability****Thermal decomposition:** No decomposition if used and stored according to specifications.**Possibility of hazardous reactions** No dangerous reactions known.**Conditions to avoid** No further relevant information available.**Incompatible materials:** No further relevant information available.**Hazardous decomposition products:** Carbon monoxide and carbon dioxide**11 Toxicological information****Information on toxicological effects****Acute toxicity:****Primary irritant effect:****on the skin:** No irritating effect expected**on the eye:** No irritating effect expected**inhalation:** No irritating effect expected**Additional toxicological information:****Carcinogenic categories****IARC (International Agency for Research on Cancer) Human Carcinogenicity:**
Group 1- Positive, Group 2A- Probable, Group 2B- Possible, Group 3- Not Classifiable

None of the ingredients is listed.

(Cont. on page 5)

USGHS

Safety Data Sheet

Printing date 11/10/2016

Version Number 1.0

Reviewed on 11/10/2016

Trade name: *Adcor 500S*

(Cont. from page 4)

NTP (National Toxicology Program)**K–Known to be carcinogenic, R–May reasonably be anticipated to be carcinogenic**

None of the ingredients is listed.

OSHA-Ca (Occupational Safety & Health Administration)

None of the ingredients is listed.

12 Ecological information**Toxicity****Aquatic toxicity:** No further relevant information available.**Persistence and degradability** No further relevant information available.**Behavior in environmental systems:****Bioaccumulative potential** No further relevant information available.**Mobility in soil** No further relevant information available.**Additional ecological information:****General notes:** Not known to be hazardous to water.**Results of PBT and vPvB assessment****PBT:** Not applicable.**vPvB:** Not applicable.**Other adverse effects** No further relevant information available.**13 Disposal considerations****Waste treatment methods** Comply with Federal, State and local regulations.**Recommendation:**

Must not be disposed of together with household garbage. Do not allow product to reach sewage system.

Uncleaned packagings:**Recommendation:** Disposal must be made according to official regulations.**14 Transport information****UN-Number****DOT, IMDG, IATA** Not applicable.**UN proper shipping name****DOT, IMDG, IATA** Not applicable.**Transport hazard class(es)****DOT, IMDG, IATA**
Class Not applicable.**Packing group****DOT, IMDG, IATA** Not applicable.(Cont. on page 6)
USGHS

Safety Data Sheet

Printing date 11/10/2016

Version Number 1.0

Reviewed on 11/10/2016

Trade name: *Adcor 500S*

(Cont. from page 5)

Environmental hazards: Not applicable.**Special precautions for user** Not applicable.**Transport/Additional information:****DOT****Remarks:** Not Regulated.**15 Regulatory information****SARA (Superfund Amendments and Reauthorization Act)****Section 302/304 (extremely hazardous substances):**

None of the ingredients is listed.

Section 313 Reportable Ingredients (Chemicals present below reporting threshold are exempt):

None of the ingredients is listed.

SARA Section 312/Tier I & II Hazard Categories: None**North America Chemical Inventory Status****TSCA (Toxic Substances Control Act - United States):**

None of the ingredients is listed.

CEPA (Canadian DSL):

None of the ingredients is listed.

Right to Know Ingredient Disclosure:

Article - NON Regulated/Hazardous Components

California Proposition 65**Chemicals known to cause cancer:**

None of the ingredients is listed.

Chemicals known to cause reproductive toxicity for females:

None of the ingredients is listed.

Chemicals known to cause reproductive toxicity for males:

None of the ingredients is listed.

Chemicals known to cause developmental toxicity:

None of the ingredients is listed.

Carcinogenicity Categories**EPA (Environmental Protection Agency)**

None of the ingredients is listed.

TLV-ACGIH (THE American Conference of Governmental Industrial Hygienists)**Human Carcinogen - A1 Confirmed, A2 Suspected, A3 Unknown Relevance, A4 Not Classifiable**

None of the ingredients is listed.

NIOSH-Cancer (National Institute for Occupational Safety and Health)

None of the ingredients is listed.

Volatile Organic Compounds (VOC) reported per the Emission Standards.

If no g/L value is provided this product is not subject to above standard.

16 Other information

The data included herein are presented in accordance with various environment, health and safety regulations. It is the responsibility of a recipient of the data to remain currently informed on chemical hazard information, to design and update its own program and to comply with all national, federal, state and local laws and regulations applicable to safety, occupational health, right-to-know and environmental protection.

(Cont. on page 7)

USGHS

Safety Data Sheet

Printing date 11/10/2016

Version Number 1.0

Reviewed on 11/10/2016

Trade name: *Adcor 500S*

(Cont. from page 6)

Department issuing SDS:

GCP Applied Technologies

62 Whittemore Avenue

Cambridge, MA 02140 USA

USA: +1-617-876-1400 (24 hours)

+1-800-354-5414

Date of preparation / last revision 11/10/2016 / -**The first date of preparation** 11/10/2016**Number of revision times and the latest revision date** 1.0 / 11/10/2016

USGHS

Safety Data Sheet

Printing date 06/11/2019

Version Number 2.0

Reviewed on 06/11/2019

1 Identification

Product identifier

Trade name: *ADCOR 500S Adhesive*

SDS ID Number: 2966

Relevant identified uses of the substance or mixture, and uses advised against:
Specialty construction product. Not intended for other uses.

Details of the supplier of the safety data sheet

Manufacturer/Supplier:

GCP Applied Technologies
62 Whittemore Avenue
Cambridge, MA 02140 USA

GCP Canada, Inc.
294 Clements Road W.
Ajax, Ontario L1S 3C6 Canada

Information department:

Environmental Health & Safety
USA: +1-617-876-1400 (24 hours)
+1-800-354-5414 (8AM - 5PM) Not functional within Massachusetts
CAN: 1-905-683-8561 (24 hours)
Email address: msds.gcp@gcpat.com

Transport Emergency: Chemtrec +1-800-424-9300 (24 hours)

2 Hazard(s) identification

Classification of the substance or mixture

May cause an allergic skin reaction.

Label elements: The product is classified and labeled according to the Globally Harmonized System (GHS)

Hazard pictograms



Warning

Hazard statements

May cause an allergic skin reaction.

Precautionary statements

Avoid breathing dust/fume/gas/mist/vapors/spray
Contaminated work clothing should not be allowed out of the workplace.
Wear protective gloves.
If on skin: Wash with plenty of water.
If skin irritation or rash occurs: Get medical advice/attention.
Wash contaminated clothing before reuse.
Dispose of contents/container in accordance with local/regional/national/international regulations.

NFPA ratings (scale 0 - 4)



Health = 2
Fire = 1
Reactivity = 0

Safety Data Sheet

Printing date 06/11/2019

Version Number 2.0

Reviewed on 06/11/2019

Trade name: *ADCOR 500S Adhesive*

(Cont. from page 1)

HMIS-ratings (scale 0 - 4)

HEALTH 2

Health = 2

FIRE 1

Flammability = 1

REACTIVITY 0

Reactivity = 0

Other hazards**Results of PBT and vPvB assessment****PBT:** Not applicable.**vPvB:** Not applicable.**3 Composition/information on ingredients****Chemical characterization: Mixture****Description:** Mixture of the hazardous substance(s) listed below with additional nonhazardous ingredients.**Hazardous components:**

1760-24-3 | N-(3-(trimethoxysilyl)propyl)ethylenediamine

0.1-<1%

Additional information: Non-hazardous ingredients may be listed in Section 15; Right-To-Know disclosure.**4 First-aid measures****Description of first aid measures****General information:** Get medical advice/attention if you feel unwell.**After inhalation:** IF INHALED: Remove person to fresh air and keep comfortable for breathing.**After skin contact:**

Immediately wash contaminated skin with soap or mild detergent and water. If this chemical soaks clothing, immediately remove clothing and wash skin.

After eye contact: Rinse cautiously with water for several minutes.**After swallowing:**

Rinse mouth.

Do NOT induce vomiting.

Information for doctor:**Most important symptoms and effects, both acute and delayed** Allergic reactions**Indication of any immediate medical attention and special treatment needed** No further relevant information available.**5 Fire-fighting measures****Special hazards arising from the substance or mixture** No further relevant information available.**Advice for firefighters****Protective equipment:** Wear personal protective equipment.**Additional information** Collect contaminated fire fighting water separately. It must not enter the sewage system.

USGHS

(Cont. on page 3)

Trade name: *ADCOR 500S Adhesive*

(Cont. from page 2)

6 Accidental release measures

Personal precautions, protective equipment and emergency procedures

Wear protective equipment. Keep unprotected persons away.

Methods and material for containment and cleaning up:

Dispose contaminated material as waste according to section 13 of the SDS.

Reference to other sections

See Section 7 for information on safe handling.

See Section 8 for information on personal protection equipment.

See Section 13 for disposal information.

7 Handling and storage

Handling:

Precautions for safe handling Prevent formation of aerosols.

Information about protection against explosions and fires: No special measures required.

Conditions for safe storage, including any incompatibilities

Storage:

Information about storage in one common storage facility: No special measures required.

Further information about storage conditions: Keep receptacle tightly sealed.

Specific end use(s) No further relevant information available.

8 Exposure controls/personal protection

Additional information about design of technical systems: No further data; see item 7.

Control parameters

Components with limit values that require monitoring at the workplace:

The product does not contain any relevant quantities of materials with critical values that have to be monitored at the workplace.

Additional information: The lists that were valid during the creation were used as basis.

Exposure controls

Personal protective equipment:

General protective and hygienic measures: The usual precautionary measures for handling chemicals should be followed.

Breathing equipment:

Control exposure to ingredients with workplace control parameters if mentioned above. If no ingredients are listed, respiratory protection is generally not required.

If exposure limits are listed and may be exceeded, use approved respiratory protective equipment and filter type appropriate for the listed ingredients. (NIOSH, CEN, etc.).

Protection of hands: Gloves should be worn to prevent skin contact and should be impermeable and resistant to the product.

Material of gloves Rubber or other impervious gloves should be worn to prevent skin contact.

Eye protection:



Safety glasses with side shield protection.

(Cont. on page 4)

USGHS

Safety Data Sheet

Printing date 06/11/2019

Version Number 2.0

Reviewed on 06/11/2019

Trade name: *ADCOR 500S Adhesive*

(Cont. from page 3)

Body protection:

Use personal protective equipment as required.

Take off contaminated clothing.

9 Physical and chemical properties**Information on basic physical and chemical properties****General Information****Appearance:**

Form:	Paste
Color:	White
Odor:	Characteristic
Odor threshold:	Not determined.

pH-value (~): Not determined.

Change in condition

Melting point/Melting range:	Undetermined.
Boiling point/Boiling range:	Undetermined.
Flash point:	Not applicable.

Flammability (solid, gaseous): Not applicable.

Ignition temperature: Not applicable.

Decomposition temperature: Not determined.

Auto igniting: Not determined.

Danger of explosion: Product does not present an explosion hazard.

Explosion limits:

Lower:	Not determined.
Upper:	Not determined.
VOC Content (max):	Not determined.

Vapor pressure: Not determined.

Density: (~) at 20 °C (68 °F) 1.5 g/cm³ (12.5 lbs/gal)

Relative density Not determined.

Vapor density Not determined.

Evaporation rate Not determined.

Solubility in / Miscibility with

Water: Not miscible or difficult to mix.

Partition coefficient (n-octanol/water): Not determined.

Viscosity:

Dynamic: Not determined.

Kinematic: Not determined.

Molecular weight Not applicable.

Other information

No further relevant information available.

10 Stability and reactivity**Reactivity**

Stable under normal conditions.

No further relevant information available.

Chemical stability

Thermal decomposition: No decomposition if used according to specifications.

(Cont. on page 5)

USGHS

Safety Data Sheet

Printing date 06/11/2019

Version Number 2.0

Reviewed on 06/11/2019

Trade name: *ADCOR 500S Adhesive*

(Cont. from page 4)

Possibility of hazardous reactions

No dangerous reactions known.
No further relevant information available.

Conditions to avoid No further relevant information available.

Incompatible materials: No further relevant information available.

Hazardous decomposition products: Carbon monoxide and carbon dioxide

11 Toxicological information**Information on toxicological effects**

Acute toxicity:

Primary irritant effect:

on the skin: No irritating effect expected

on the eye: No irritating effect expected

inhalation: No irritating effect expected

Sensitization: May cause an allergic skin reaction.

Additional toxicological information:

Carcinogenic categories

IARC (International Agency for Research on Cancer) Human Carcinogenicity:
Group 1- Positive, Group 2A- Probable, Group 2B- Possible, Group 3- Not Classifiable

None of the ingredients are listed.

NTP (National Toxicology Program)

K–Known to be carcinogenic, R–May reasonably be anticipated to be carcinogenic

None of the ingredients are listed.

OSHA-Ca (Occupational Safety & Health Administration)

None of the ingredients are listed.

12 Ecological information**Toxicity**

Aquatic toxicity: No further relevant information available.

Persistence and degradability No further relevant information available.

Behavior in environmental systems:

Bioaccumulative potential No further relevant information available.

Mobility in soil No further relevant information available.

Additional ecological information:

General notes: Not known to be hazardous to water.

Results of PBT and vPvB assessment

PBT: Not applicable.

vPvB: Not applicable.

Other adverse effects No further relevant information available.

USGHS

(Cont. on page 6)

Safety Data Sheet

Printing date 06/11/2019

Version Number 2.0

Reviewed on 06/11/2019

Trade name: *ADCOR 500S Adhesive*

(Cont. from page 5)

* 13 Disposal considerations

Disposal methods:**Recommendation:**

Must not be disposed of together with household garbage. Do not allow product to reach sewage system.

Uncleaned packagings:

Recommendation: Dispose of contents/container in accordance with local/regional/national/international regulations.

* 14 Transport information

UN-Number

DOT, IMDG, IATA Not applicable.

UN proper shipping name

DOT, IMDG, IATA Not applicable.

Transport hazard class(es)

DOT, IMDG, IATA
Class Not applicable.

Packing group

DOT, IMDG, IATA Not applicable.

Environmental hazards: Not applicable.

Special precautions for user: Not applicable.

Transport/Additional information:**DOT**

Remarks: Not Regulated.

UN "Model Regulation": Not applicable.

* 15 Regulatory information

SARA (Superfund Amendments and Reauthorization Act)**Section 302/304 (extremely hazardous substances):**

None of the ingredients is listed.

Section 313 Reportable Ingredients (Chemicals present below reporting threshold are exempt):

None of the ingredients is listed.

SARA Section 312/Tier I & II Hazard Categories: Health Hazard - Respiratory or Skin Sensitization

North America Chemical Inventory Status**TSCA (Toxic Substances Control Act - United States):**

All ingredients are listed or exempt from listing unless otherwise noted below.

CEPA (Canadian DSL):

All ingredients are listed or exempt from listing unless otherwise noted below.

Right to Know Ingredient Disclosure:

	Proprietary Nonhazardous Polymer - NJTSN 801416152
--	--

471-34-1	Calcium carbonate; limestone powder
----------	-------------------------------------

(Cont. on page 7)

USGHS

Safety Data Sheet

Printing date 06/11/2019

Version Number 2.0

Reviewed on 06/11/2019

Trade name: *ADCOR 500S Adhesive*

(Cont. from page 6)

Proprietary plasticizer - NJTSN 801416153

California Proposition 65: (Substances <0.1% unless noted in Section 3)**Chemicals known to cause cancer:**

None of the ingredients is listed.

Chemicals known to cause reproductive toxicity for females:

None of the ingredients are listed.

Chemicals known to cause reproductive toxicity for males:

None of the ingredients are listed.

Chemicals known to cause developmental toxicity:

67-56-1 | Methanol

Carcinogenicity Categories**TLV-ACGIH (THE American Conference of Governmental Industrial Hygienists)****Human Carcinogen - A1 Confirmed, A2 Suspected, A3 Unknown Relevance, A4 Not Classifiable**

None of the ingredients are listed.

NIOSH-Cancer (National Institute for Occupational Safety and Health)

None of the ingredients are listed.

Volatile Organic Compounds (VOC) reported per the Emission Standards. 30 g/l**16 Other information**

The data included herein are presented in accordance with various environment, health and safety regulations. It is the responsibility of a recipient of the data to remain currently informed on chemical hazard information, to design and update its own program and to comply with all national, federal, state and local laws and regulations applicable to safety, occupational health, right-to-know and environmental protection.

Department issuing SDS:

GCP Applied Technologies
62 Whittemore Avenue
Cambridge, MA 02140 USA
USA: +1-617-876-1400 (24 hours)
+1-800-354-5414

The first date of preparation 10/31/2018**Number of revision times and the latest revision date** 2.0 / 06/11/2019

USGHS

PROCOR® Fluid Applied Waterproofing Membrane

Five Year Material Warranty

WARRANTY NO. _____

NAME OF BUILDING _____

LOCATION OF BUILDING _____

NAME OF OWNER _____

CONTRACTOR _____

PRODUCT(S) USED PROCOR® 75

TOTAL AREA (SF) _____

DATE OF COMPLETED INSTALLATION _____

GCP Applied Technologies Inc. ("GCP") hereby warrants that for a period of Five (5) years from the date of completed installation identified above, water will not pass directly through properly cured, homogeneous Membrane when installed and used in strict conformance with the written instructions of GCP.

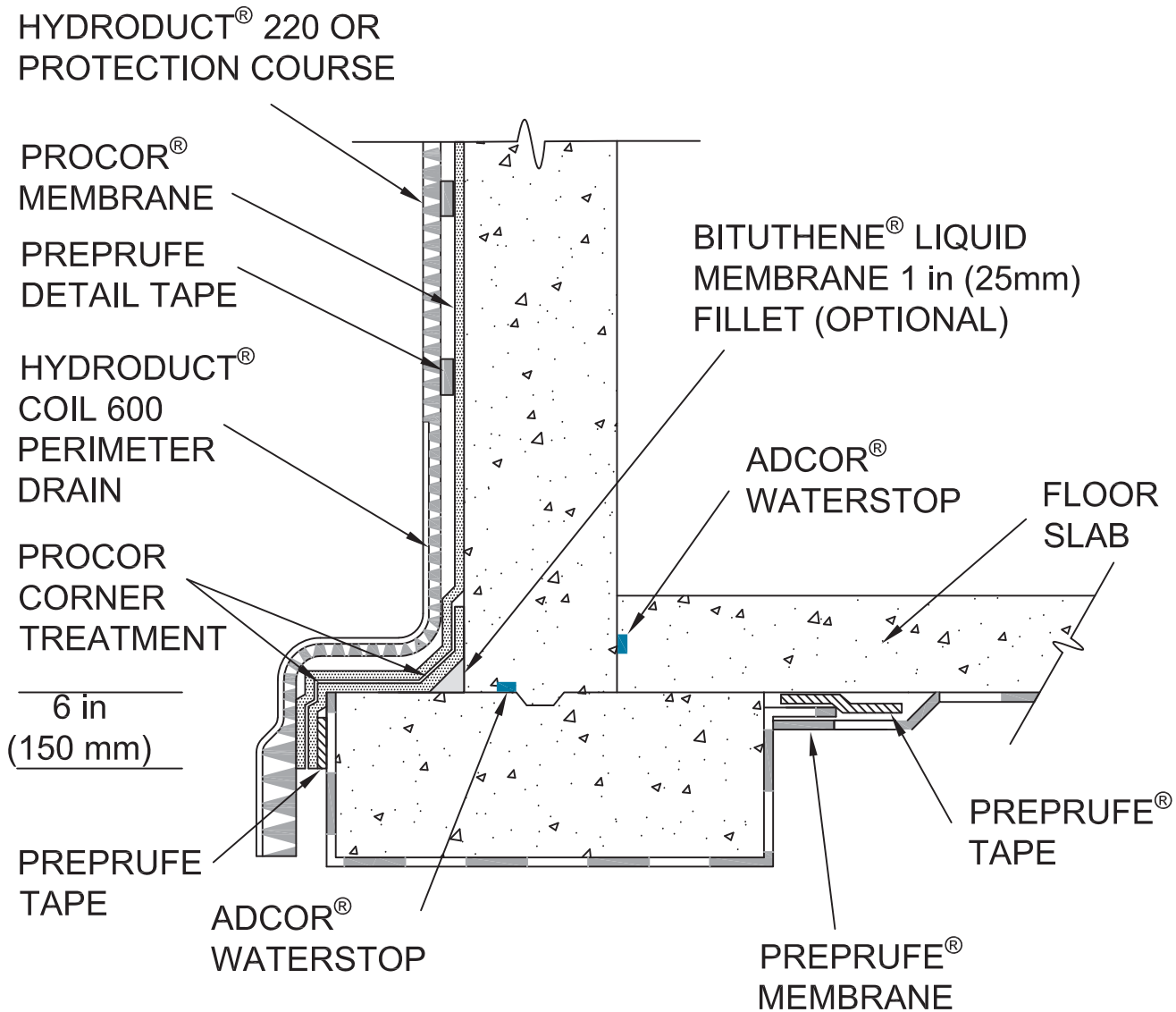
If at any time during such Five (5) year period the Membrane is found by GCP not to comply with this warranty, then GCP will supply to the owner replacement Membrane in a quantity equal to the material found to be nonconforming, with a value not to exceed the purchase price for the material paid to GCP for the original installation.

This warranty does not apply to any failure caused by or due to workmanship or improper installation of the Membrane, abuse of the Membrane or chemical incompatibility with other materials, acts of God, movement or cracks in excess of 1/32 inch of the immediate substrate, inadequate or faulty design of the subject structure or to repairs or installations made by other persons not authorized by GCP. In addition, this warranty does not cover any costs or expenses associated with 1) the removal, excavation or replacement of any material in connection with the testing, repair, removal or replacement of the Procor fluid applied waterproofing and, 2) damages or repairs of any kind or nature to the subject building or its' contents from leaking water or otherwise.

THE FOREGOING WARRANTY IS EXCLUSIVE AND IS IN LIEU OF ANY AND ALL OTHER GUARANTEES OR WARRANTIES, EXPRESS OR IMPLIED, INCLUDING WITHOUT LIMITATION THE IMPLIED WARRANTY OF MERCHANTABILITY AND FITNESS FOR A PARTICULAR PURPOSE. THE REMEDIES OF THE OWNER FOR ANY BREACH OF THIS WARRANTY SHALL BE LIMITED TO THOSE HEREIN PROVIDED TO THE EXCLUSION OF ANY AND ALL OTHER REMEDIES. GCP SHALL NOT BE LIABLE IN ANY CASE FOR ANY DAMAGE TO THE BUILDING OR THE CONTENTS THEREOF, NOR WILL IT BE RESPONSIBLE FOR SPECIAL, INCIDENTAL, CONSEQUENTIAL, OR PENAL DAMAGES. NO AGREEMENT VARYING OR EXTENDING THE FOREGOING WARRANTY REMEDIES WILL BE BINDING UPON GCP UNLESS IN WRITING, SIGNED BY A DULY AUTHORIZED OFFICER OF GCP.

GCP Applied Technologies Inc.

By Title _____ Date _____



NOTE: - GCP MAY REQUIRE AN ALTERNATE GCP WATERSTOP BASED ON DESIGN CONDITIONS



**FOUNDATION WALL
FLOOR SLAB AT FOOTING LEVEL (OPTION - 1)
PROCOR® WATERPROOFING SYSTEM**

DRAWING: PRO-001

SCALE: Not to scale

EFFECTIVE DATE: 07/01/2016

SUPERCEDES: 04012015



Foundation Wall Floor Slab at Footing Level (Option –1)

Prior to Membrane Installation, Review the Procor®
Data Sheet

Surface Prep

All surfaces must be structurally sound and free from spalled areas, loose aggregate, sharp protrusions or other matter that will hinder the adhesion or regularity of the membrane installation. The surface should also be free from frost, dirt, grease, oil or other contaminants as outlined in the Procor® Data Sheet section on Surface Preparation. Clean loose dust and dirt from the surface.

Detailing

1. Over rough surfaces, install a 1 in (25 mm) fillet of Bituthene® Liquid Membrane in inside corner at the base of the wall.
2. Apply Preprufe® Tape at the termination of the Preprufe field membrane to ensure good adhesion with the Procor membrane.
3. Install a pre-treatment of 60-mil (1.5 mm) of Procor in the inside corner at the base of the wall, extending, at minimum, 6 in (150 mm) onto the footing and 6 in (150 mm) up the wall.
4. Install a pre-treatment of 60-mil (1.5 mm) of Procor on the outside corner of the footing, extending a down to completely cover the Preprufe Tape and a minimum of 6 in onto the horizontal surface of the footing.
5. Install the field membrane in accordance with the Procor Data Sheet section on Installation. Extend Procor completely over Preprufe tape detail
6. Apply Hydroduct 220 according to Hydroduct 220 Data Sheet.

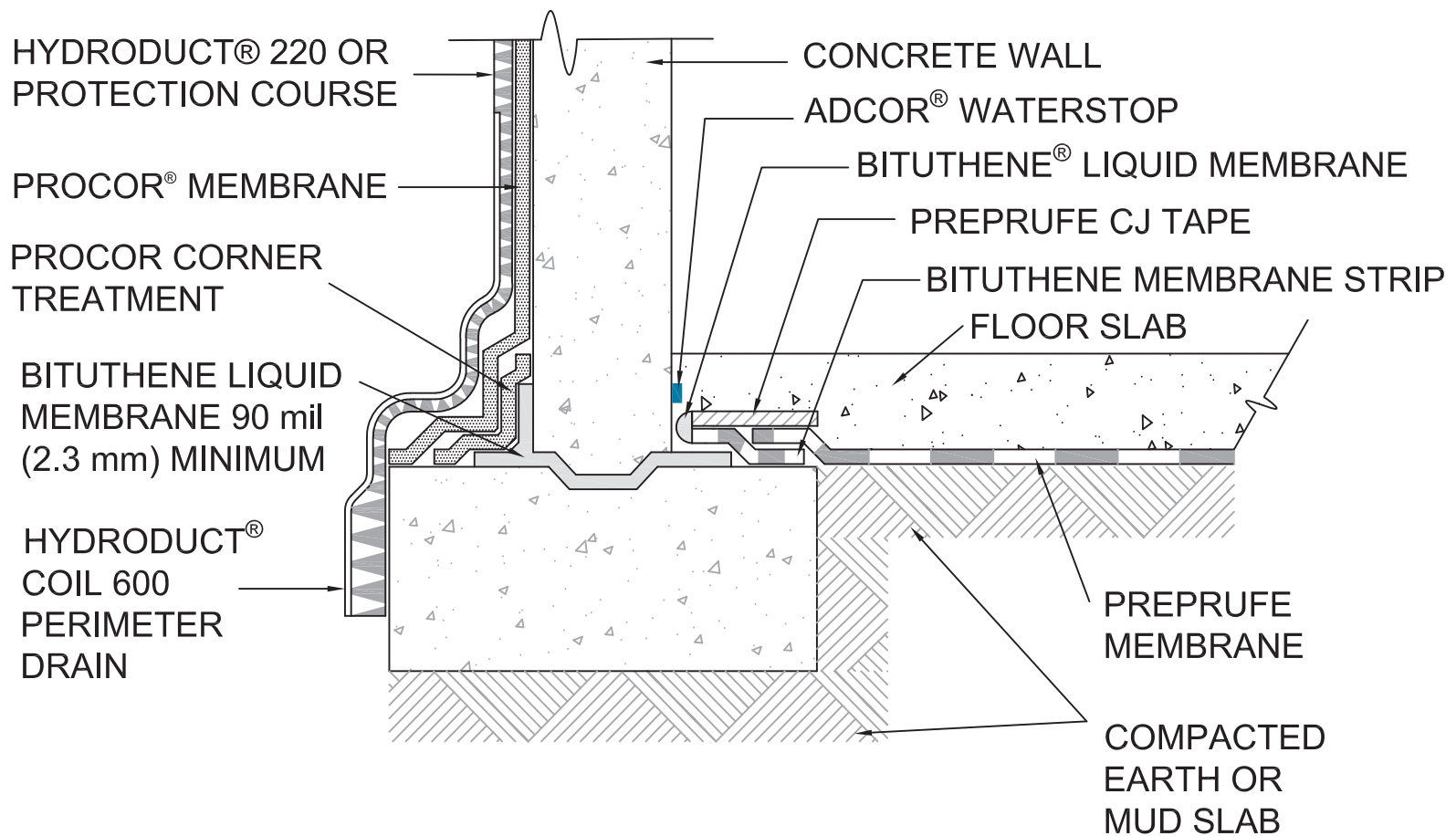
Special Notes

Procor membranes should not be used in areas where they will be permanently exposed to sunlight, weather or traffic. Protect membrane from sunlight as quickly as possible after installation. It is acceptable to apply Procor directly over freshly applied Bituthene Liquid Membrane (LM) provided the LM does not displace.

Provide temporary protection for Preprufe at the tie-in location until the Procor tie-in is installed. The tie-in should be completed and backfilled as soon as possible. An approved protection course must be used over the exposed Preprufe and the Procor prior to backfilling.

Ensure Adcor® waterstop is encapsulated with 3 in (75 mm) of concrete cover minimum. Apply Adcor® waterstop according to the installation instructions found on the data sheet.

GCP may require an alternative GCP waterstop based on design conditions, at GCP's discretion.



NOTE: THE FOOTING KEYWAY SHOULD BE FORMED TO CREATE A REGULAR AND UNIFORM SHAPE ALLOWING PROPER DETAILING OF THE BITUTHENE LIQUID MEMBRANE.



**FOUNDATION WALL
FLOOR SLAB AT FOOTING LEVEL (OPTION - 3)
PROCOR® WATERPROOFING SYSTEM**

DRAWING: PRO-003

SCALE: Not to scale

EFFECTIVE DATE: 07/01/2016

SUPERCEDES: 03012009



Foundation Wall Floor Slab at Footing Level (Option – 3)

Prior to Membrane Installation, Review the Procor®
Data Sheet

Surface Prep

All surfaces must be structurally sound and free from spalled areas, loose aggregate, sharp protrusions or other matter that may hinder the adhesion or regularity of the membrane installation. The surface should also be free from frost, dirt, grease, oil or other contaminants as outlined in the Procor Data Sheet section on Surface Preparation. Clean loose dust and dirt from the surface.

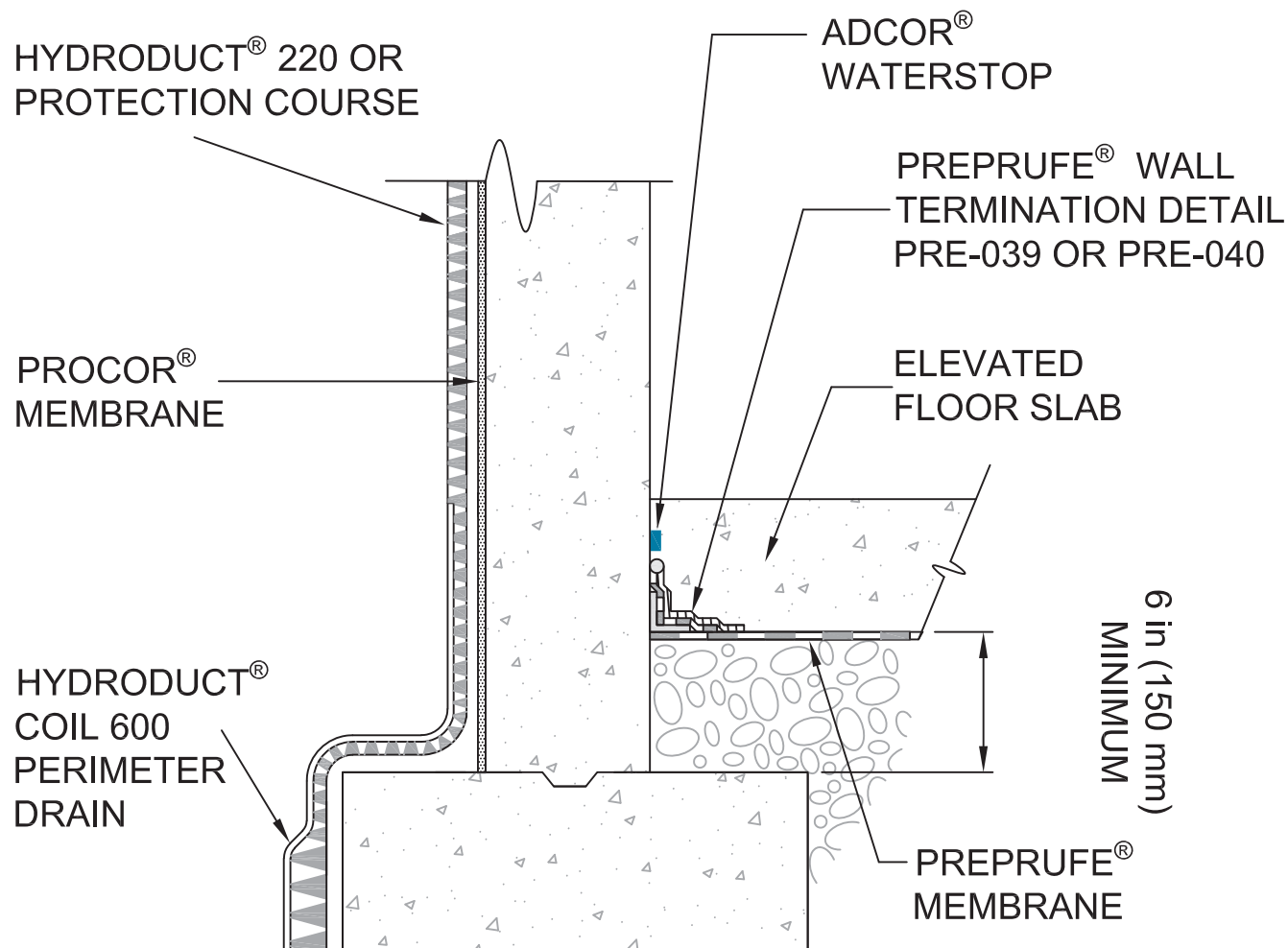
Detailing

1. Apply 90-mil (2.3 mm) thick Bituthene® Liquid Membrane on horizontal surface of footing in keyway. Extend Liquid Membrane a minimum of 2.5 in (65 mm) onto horizontal surface of footing on each side of foundation wall, and up external foundation wall surface a minimum of 2.5 in (65 mm).
2. Install a pre-treatment of 60-mil (1.5 mm) of Procor in the inside corner at the base of the wall, extending, at minimum, 3 in (75 mm) onto the footing and 3 in (75 mm) up the wall.
3. Install the field membrane in accordance with the Procor Data Sheet section on Installation.
4. Extend Procor field membrane over corner treatment and onto the horizontal surface of the footing.
5. Apply Hydroduct 220 according to Hydroduct 220 Data Sheet. Hydroduct may be adhered directly to freshly applied Procor by simply placing the Hydroduct in the Procor.
6. Apply a strip of Bituthene membrane onto the Liquid Membrane that extends beyond the internal foundation wall surface.
7. Install Preprufe® in accordance with the Preprufe data sheet. Overlap Preprufe onto the Bituthene Strip a minimum of 3 in (75 mm).
8. Install Preprufe CJ Tape centered over the edge of the Preprufe and adhere to the Bituthene Strip and Preprufe.
9. Apply a termination seal of Bituthene Liquid Membrane along Preprufe CJ Tape and Bituthene Strip termination.

Special Notes

Procor membranes should not be used in areas where they will be permanently exposed to sunlight, weather or traffic. Protect membrane from sunlight as quickly as possible after installation. It is acceptable to apply Procor directly over freshly applied Bituthene Liquid Membrane (LM) provided the LM does not displace.

Ensure Adcor® waterstop is encapsulated with a min. 3 in (75 mm) of concrete cover. Apply Adcor® waterstop according to the installation instructions found on the data sheet.



NOTES: - INTENDED FOR PROJECTS WITH PERMANENT DEWATERING OR NON- HYDROSTATIC CONDITIONS
 - GCP MAY REQUIRE AN ALTERNATE GCP WATERSTOP BASED ON DESIGN CONDITIONS



FOUNDATION WALL ELEVATED FLOOR SLAB (OPTION - 1) PROCOR® WATERPROOFING SYSTEM

DRAWING: PRO-005

SCALE: Not to scale

EFFECTIVE DATE: 07/01/2016

SUPERCEDES: 04012015



Foundation Wall Elevated Floor Slab (Option – 1)

Prior to Membrane Installation, Review the Procor®
Data Sheet

Surface Prep

All surfaces must be structurally sound and free from spalled areas, loose aggregate, sharp protrusions or other matter that may hinder the adhesion or regularity of the membrane installation. The surface should also be free from frost, dirt, grease, oil or other contaminants as outlined in the Procor® Data Sheet section on Surface Preparation. Clean loose dust and dirt from the surface.

Detailing

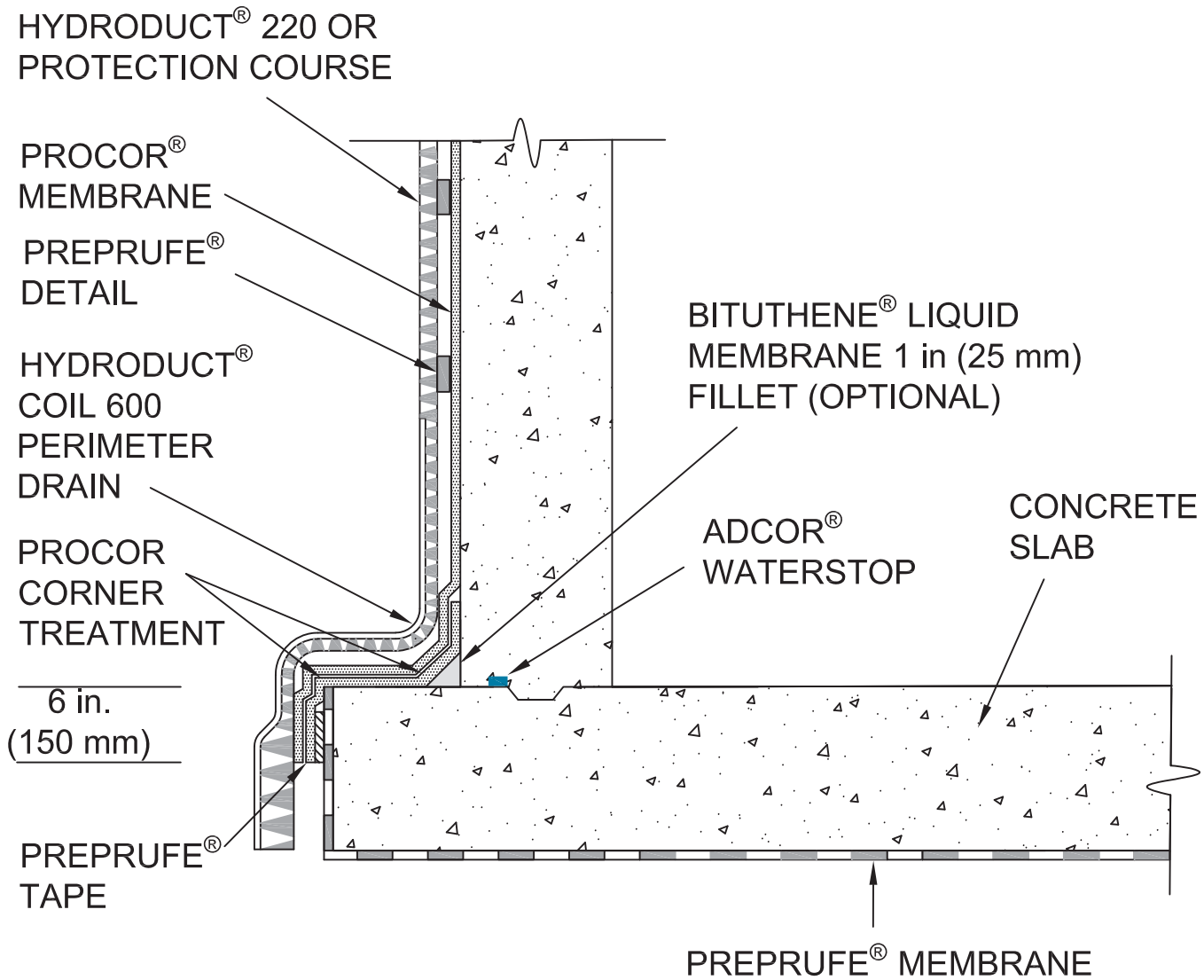
1. Install the Procor and Preprufe membranes in accordance with the Procor and Preprufe Data Sheet section on installation.
2. Apply Hydroduct 220 according to Hydroduct 220 Data Sheet. Hydroduct may be adhered directly to freshly sprayed Procor by simply placing the Hydroduct in the wet Procor.
3. Terminate the Preprufe at the foundation wall.
4. Apply Preprufe Wall Termination detail PRE036 or PRE037.

Special Notes

Procor membranes should not be used in areas where they will be permanently exposed to sunlight, weather or traffic. Protect membrane from sunlight as quickly as possible after installation.

Ensure Adcor® waterstop is encapsulated with 3 in (75 mm) of concrete cover minimum. Adcor® waterstop according to the installation instructions found on the data sheet.

GCP may require an alternative GCP waterstop based on design conditions, at GCP's discretion.



NOTE: - GCP MAY REQUIRE AN ALTERNATE GCP WATERSTOP BASED ON DESIGN CONDITIONS



FOUNDATION WALL
STRUCTURAL SLAB - OPTION 1
PROCOR® WATERPROOFING SYSTEM

DRAWING: PRO-007

SCALE: Not to scale

EFFECTIVE DATE: 07/01/2016

SUPERCEDES: 04012015

Tie into Preprufe® At Structural Slab

Prior to Membrane Installation, Review the Procor®
Data Sheet



Surface Prep

All surfaces must be structurally sound and free from spalled areas, loose aggregate, sharp protrusions or other matter that will hinder the adhesion or regularity of the membrane installation. The surface should also be free from frost, dirt, grease, oil or other contaminants as outlined in the Procor® Data Sheet section on Surface Preparation. Clean loose dust and dirt from the surface.

Detailing

1. Install Preprufe membrane in accordance with the Preprufe Data Sheet section on installation.
2. Over rough surfaces, apply a 1 in fillet of Bituthene Liquid Membrane to inside corner at the base of the wall.
3. Install a pre-treatment of 60-mil (1.5 mm) of Procor in the inside corner at the base of the wall, extending at minimum of 3 inches onto the footing and 3 in up the wall.
4. Apply Preprufe Tape at the termination of the Preprufe field membrane to ensure good adhesion of the Procor membrane.
5. Install the field membrane in accordance with the Procor Data Sheet section on Installation. Extend Procor completely over Preprufe Tape detail.
6. Apply Hydroduct 220 according to Hydroduct 220 Data Sheet.

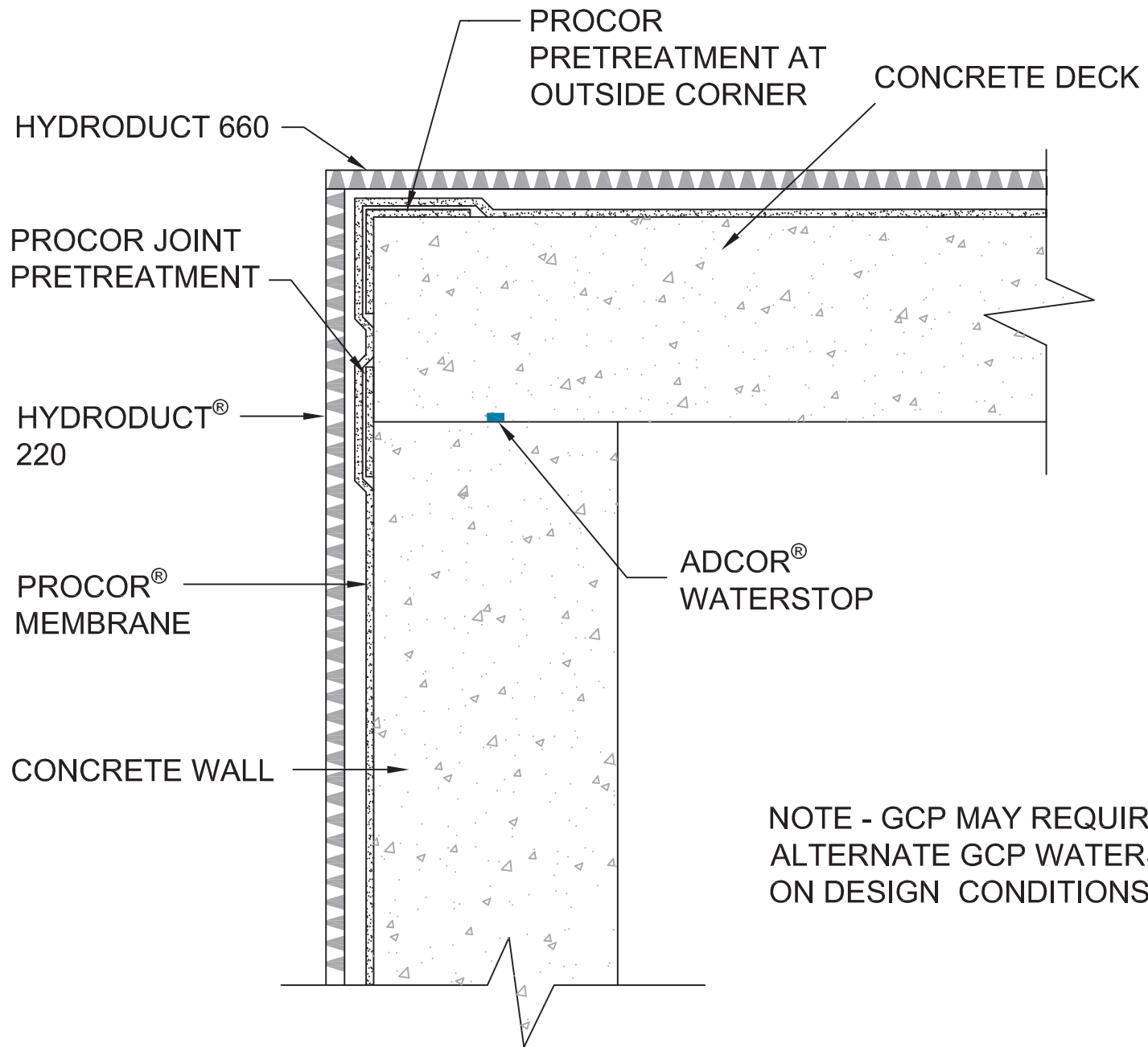
Special Notes

Procor membranes should not be used in areas where they will be permanently exposed to sunlight, weather or traffic. Protect membrane from sunlight as soon as possible after installation. It is acceptable to apply Procor directly over freshly applied Bituthene Liquid Membrane (LM) provided the LM does not displace.

Provide temporary protection for Preprufe at the tie-in location until the Procor tie-in is installed. The tie-in should be completed and backfilled as soon as possible. An approved protection course must be used over the exposed Preprufe and the Procor prior to backfilling.

Ensure Adcor® waterstop is encapsulated with 3 in (75 mm) of concrete cover minimum. Apply Adcor® waterstop to the installation instructions found on the data sheet.

GCP may require an alternative GCP waterstop based on design conditions, at GCP's discretion.



PLAZA DECK TO WALL TIE IN PROCOR[®] WATERPROOFING SYSTEM

DRAWING: PRO-011

SCALE: Not to scale

EFFECTIVE DATE: 07/01/2016

SUPERCEDES: 04012015

Plaza Deck to Wall Tie In

Prior to Membrane Installation, Review the Preprufe® Data Sheet



Surface Prep

All surfaces must be structurally sound and free from spalled areas, loose aggregate, sharp protrusions or other matter that may hinder the adhesion or regularity of the membrane installation. The surface should also be free from frost, dirt, grease, oil or other contaminants as outlined in the Procor® Data Sheet section on Surface Preparation. Clean loose dust and dirt from the surface.

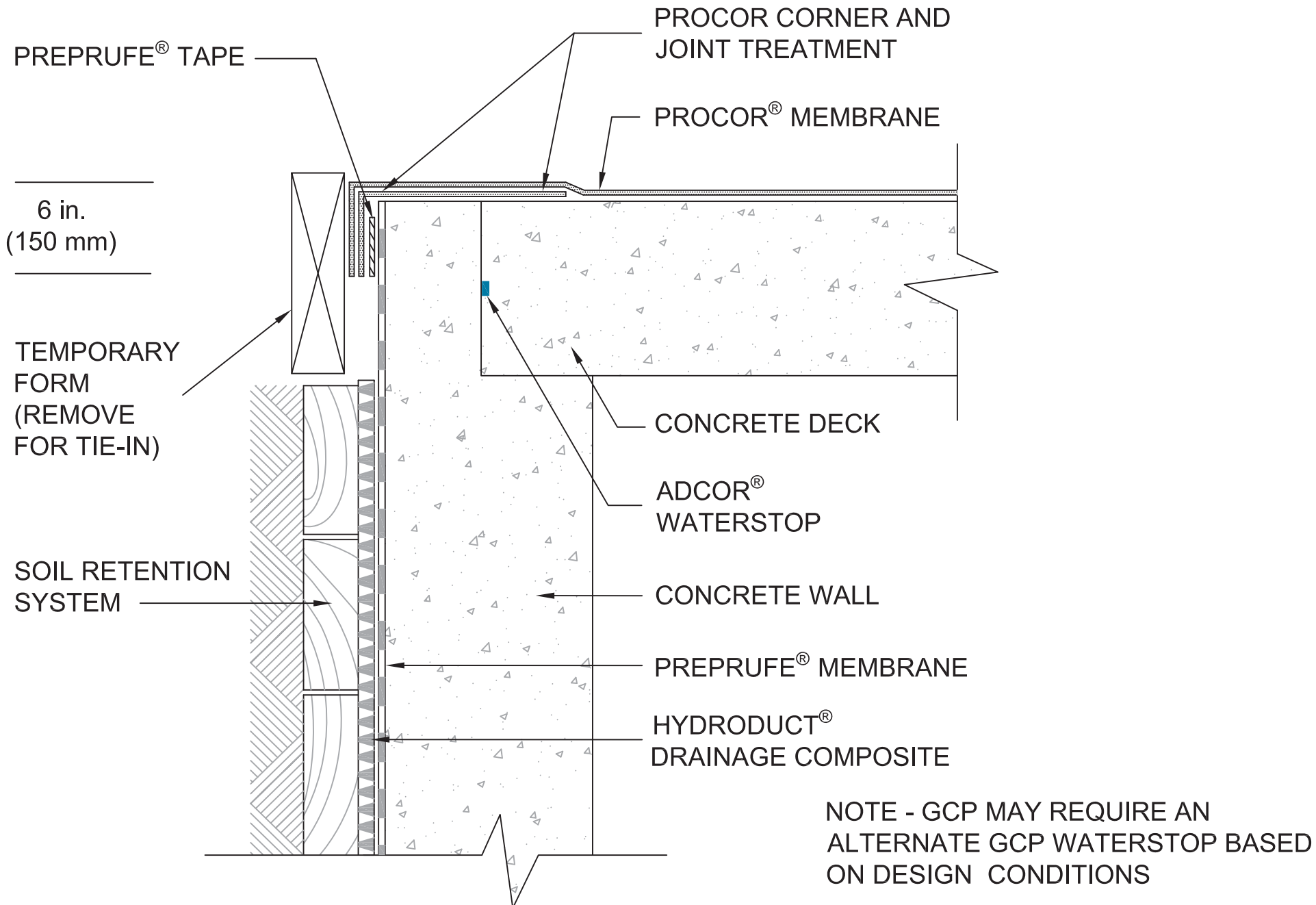
Detailing

1. Install a pretreatment of 60-mil (1.5 mm) of Procor on the outside corner at the top of the wall, extending, a min. 3 in (75 mm) onto the wall and onto the deck.
2. Install a pretreatment of 60-mil of Procor to the concrete cold joint between the wall and deck. Note this is a non-movement joint. Extend the pretreatment a minimum of 3 in (75 mm) to each side of the joint.
3. Install the field membrane in accordance with the Procor Data Sheet section on Installation.
4. Apply Hydroduct 220 on the wall and Hydroduct 660 on the deck according to the respective Hydroduct Data Sheets. Hydroduct may be adhered directly to freshly sprayed Procor by simply placing the Hydroduct in the Procor.

Special Notes

Procor membranes should not be used in areas where they will be permanently exposed to sunlight, weather or traffic. Protect membrane from sunlight as quickly as possible after installation.

GCP may require an alternative GCP waterstop based on design conditions, at GCP's discretion.



TIE INTO PLAZA DECK WATERPROOFING

PROCOR® WATERPROOFING SYSTEM

DRAWING: PRO-013

SCALE: Not to scale

EFFECTIVE DATE: 07/01/2016

SUPERCEDES: 04012015

Tie into Plaza Deck Waterproofing

Prior to Membrane Installation, Review the Procor®
Data Sheet



Surface Prep

All surfaces must be structurally sound and free from spalled areas, loose aggregate, sharp protrusions or other matter that may hinder the adhesion or regularity of the membrane installation. The surface should also be free from frost, dirt, grease, oil or other contaminants as outlined in the Procor Data Sheet section on Surface Preparation. Clean loose dust and dirt from the surface.

Detailing

1. Install Preprufe Membrane onto the vertical soil retention system up to the level of the horizontal deck.
2. Pour concrete and remove the top 12 in (300 mm) of temporary soil retention to gain access to the wall.
3. Install a strip of Preprufe Tape onto the Preprufe Membrane, a minimum of 2 in (50 mm) from the top of the wall.
4. Install a pre-treatment of 60-mil (1.5 mm) of Procor on the outside corner, extending down a minimum of 6 in (150 mm) onto the vertical surface, completely covering the Preprufe Tape.
5. Install a pre-treatment of 60-mil (1.5 mm) of Procor to the concrete cold joint. Note this is a non-movement joint. Extend the pre-treatment a minimum of 3 in (75 mm) to each side of the joint.
6. Install the field membrane in accordance with the Procor Data Sheet section on Installation
7. Apply Hydroduct 220 to the wall and Hydroduct 660 to the deck according to the respective Data Sheets. Hydroduct may be adhered directly to freshly sprayed Procor by simply placing the Hydroduct in the Procor.

Special Notes

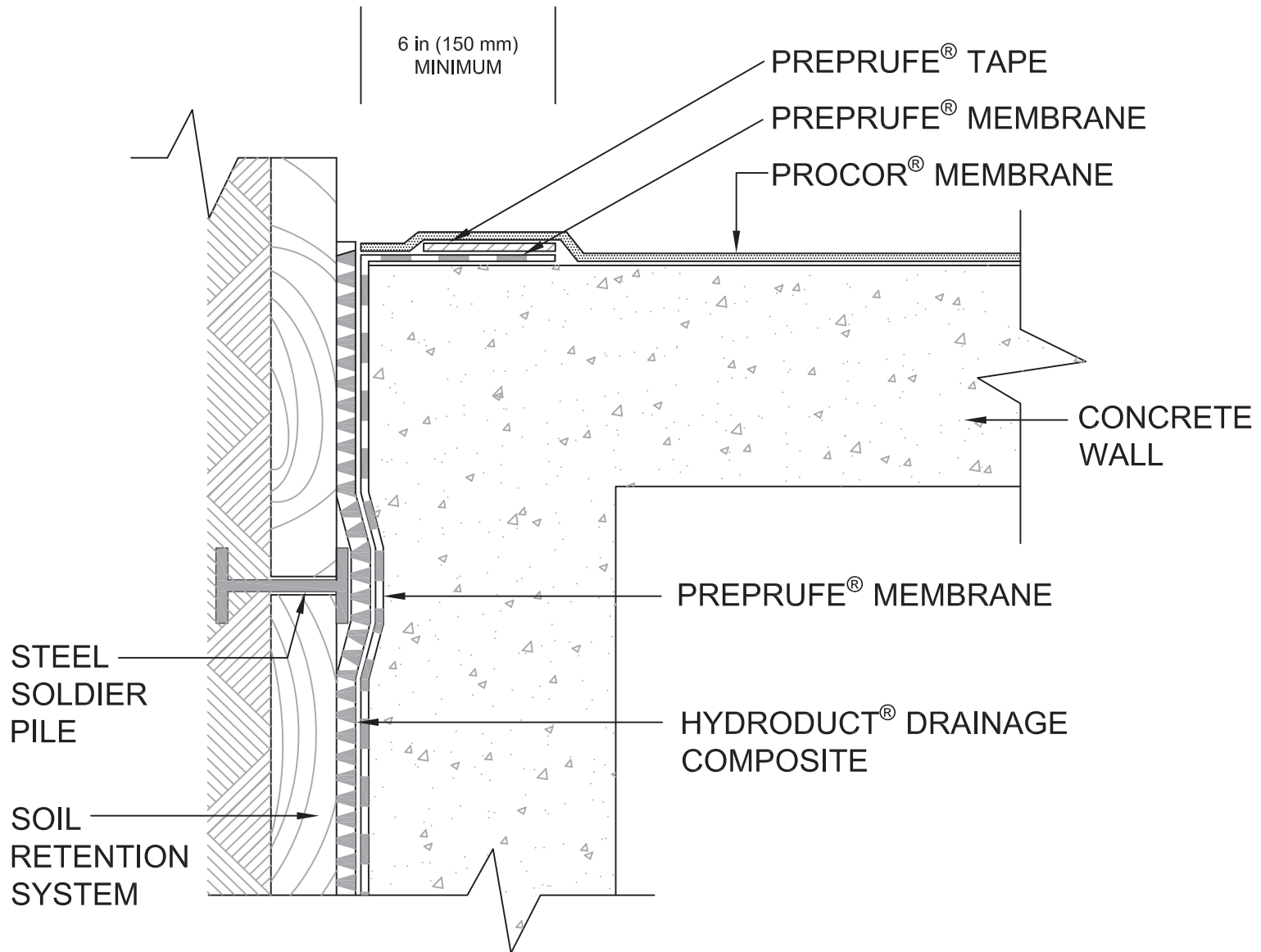
Procor membranes should not be used in areas where they will be permanently exposed to sunlight, weather or traffic. Protect membrane from sunlight as quickly as possible after installation.

Provide temporary protection for Preprufe at the tie-in location until the Procor tie-in is installed. The tie-in should be completed and backfilled as soon as possible. An approved protection course must be used over the exposed Preprufe and Procor prior to backfilling.

Ensure Adcor® waterstop is encapsulated with 3 in (75 mm) of concrete cover minimum. Apply Adcor® waterstop according to the installation instructions found on the data sheet.

GCP may require an alternative GCP waterstop based on design conditions, at GCP's discretion.

PLAN VIEW



**TIE INTO PREPRUFE® WALL
WATERPROOFING - PLAN VIEW**
PROCOR® WATERPROOFING SYSTEM

DRAWING: PRO 015

SCALE: Not to scale

EFFECTIVE DATE: 07/01/2016

SUPERCEDES: 04012015

Tie into Preprufe® Waterproofing

Plan View

Prior to Membrane Installation, Review the Procor® Data Sheet



Surface Prep

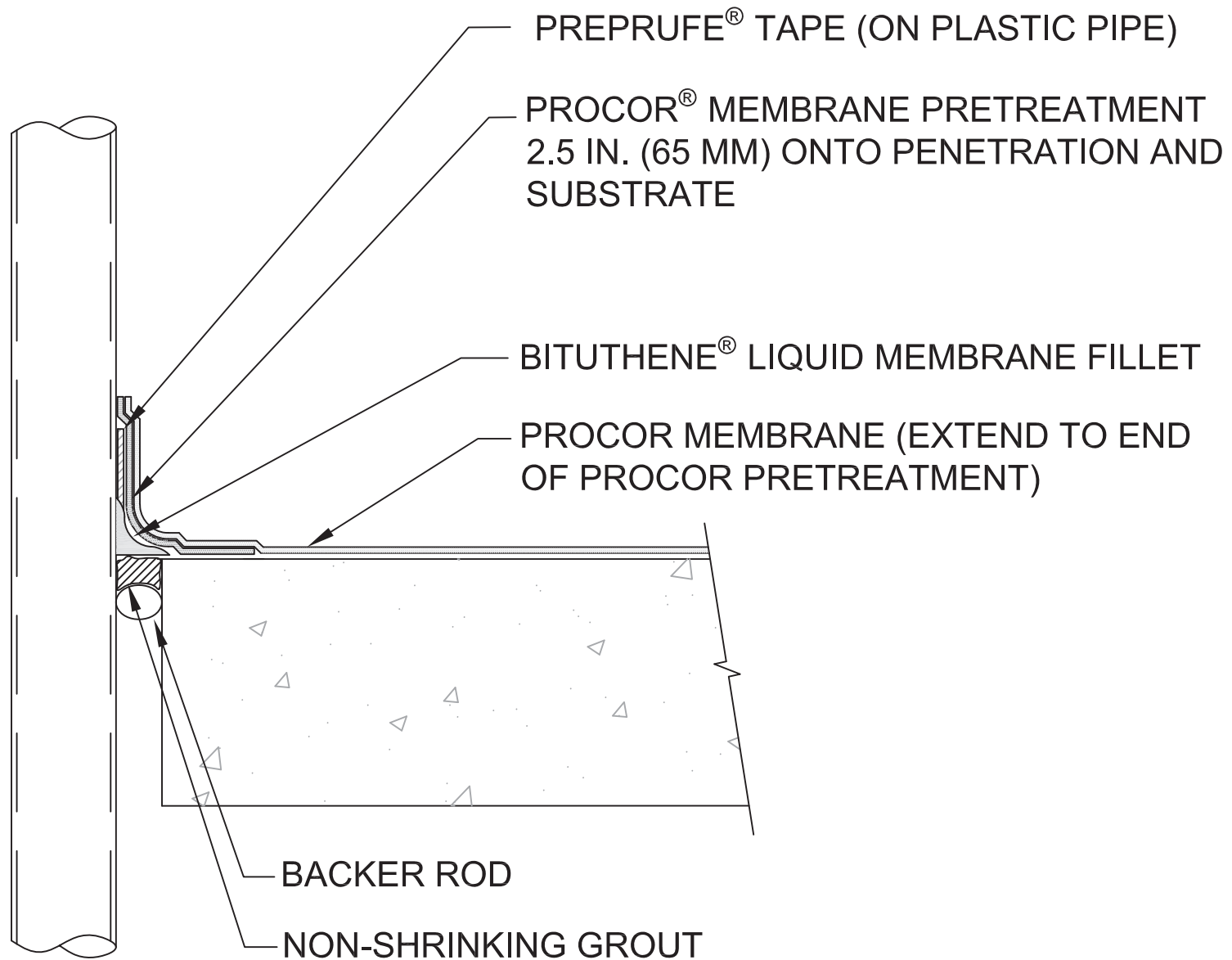
All surfaces must be structurally sound and free from spalled areas, loose aggregate, sharp protrusions or other matter that may hinder the adhesion or regularity of the membrane installation. The surface should also be free from frost, dirt, grease, oil or other contaminants as outlined in the Procor® Data Sheet section on Surface Preparation. Clean loose dust and dirt from the surface.

Detailing

1. Install Preprufe over the prepared vertical surface following the standard vertical application instructions.
2. Extend the Preprufe Membrane a minimum of 6 in (150 mm) beyond the end of the blind-side wall and terminate in formwork to allow for tie-in.
3. Once the wall is poured and cured, remove the formwork.
4. Apply Preprufe Tape at the termination of the Preprufe field membrane to ensure good adhesion with the Procor membrane.
5. Install the field membrane in accordance with the Procor Data Sheet section on Installation. Extend Procor completely over Preprufe Tape detail.

Special Notes

Procor membranes should not be used in areas where they will be permanently exposed to sunlight, weather or traffic. Protect membrane from sunlight as quickly as possible after installation.



NOTE: APPROVED PROTECTION COURSE NOT SHOWN FOR CLARITY



PENETRATION

PROCOR® WATERPROOFING SYSTEM

DRAWING: PRO 021

SCALE: Not to scale

EFFECTIVE DATE: 07/01/2016

SUPERCEDES: 04012015



Penetration

Prior to Membrane Installation, Review the Procor® Data Sheet

Surface Prep

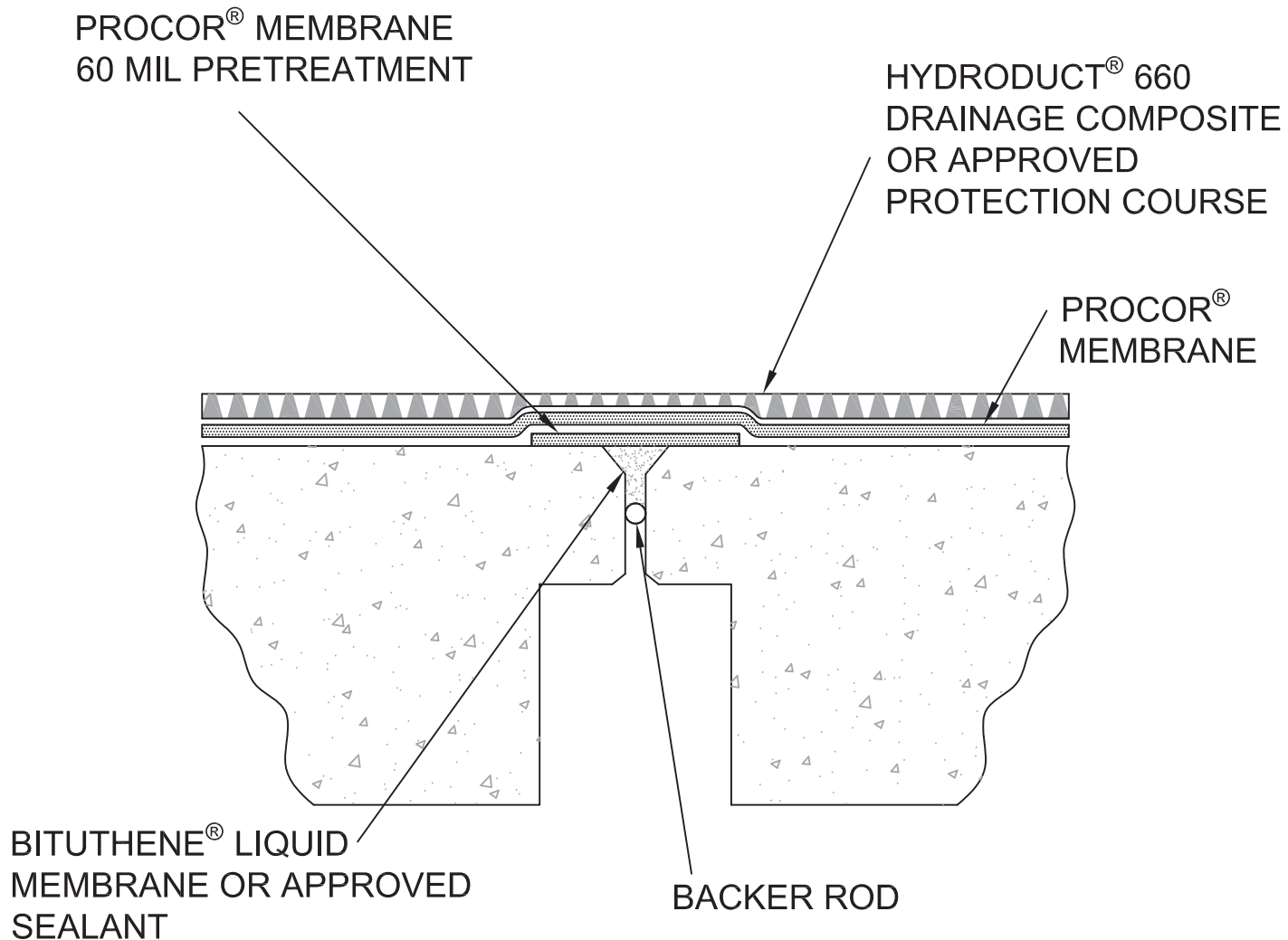
All surfaces must be structurally sound and free from spalled areas, loose aggregate, sharp protrusions or other matter that will hinder the adhesion or regularity of the membrane installation. The surface should also be free from frost, dirt, grease, oil or other contaminants as outlined in the Procor® Data Sheet section on Surface Preparation. Clean loose dust and dirt from the surface.

Detailing

1. Grout penetration solid to prevent movement may compromise waterproofing integrity.
2. Apply a 1 in (25 mm) fillet of Bituthene® Liquid Membrane to inside corner at the base of the penetration.
3. Apply Preprufe® Tape to the penetration to ensure good adhesion between the pipe and the Procor membrane.
4. Install a pre-treatment of 60 mils (1.5 mm) of Procor to the inside corner where the penetration meets the deck, extending at minimum of 3 in. (75 mm) onto the deck and completely over the Preprufe Tape detail.
5. Install the field membrane in accordance with the Procor Data Sheet section on Installation. Extend Procor completely over Preprufe Tape detail.
6. Apply Hydroduct® 220 according to Hydroduct 220 Data Sheet.

Special Notes

Procor Membranes should not be used in areas where they will be permanently exposed to sunlight, weather or traffic. Protect membrane from sunlight as quickly as possible after installation. It is acceptable to apply Procor directly over freshly applied Bituthene Liquid Membrane (LM) provided the LM does not displace.



NOTE: - FOR JOINT WHERE MOVEMENT IS EXPECTED (ACTIVE JOINTS) SEE EXPANSION JOINT COVER DETAIL PRO 025.



PASSIVE JOINT COVER

PROCOR® WATERPROOFING SYSTEM

DRAWING: PRO 023

SCALE: Not to scale

EFFECTIVE DATE: 07/01/2016

SUPERCEDES: 04012015

Passive Joint Cover

Prior to Membrane Installation, Review the Procor® Data Sheet



Surface Prep

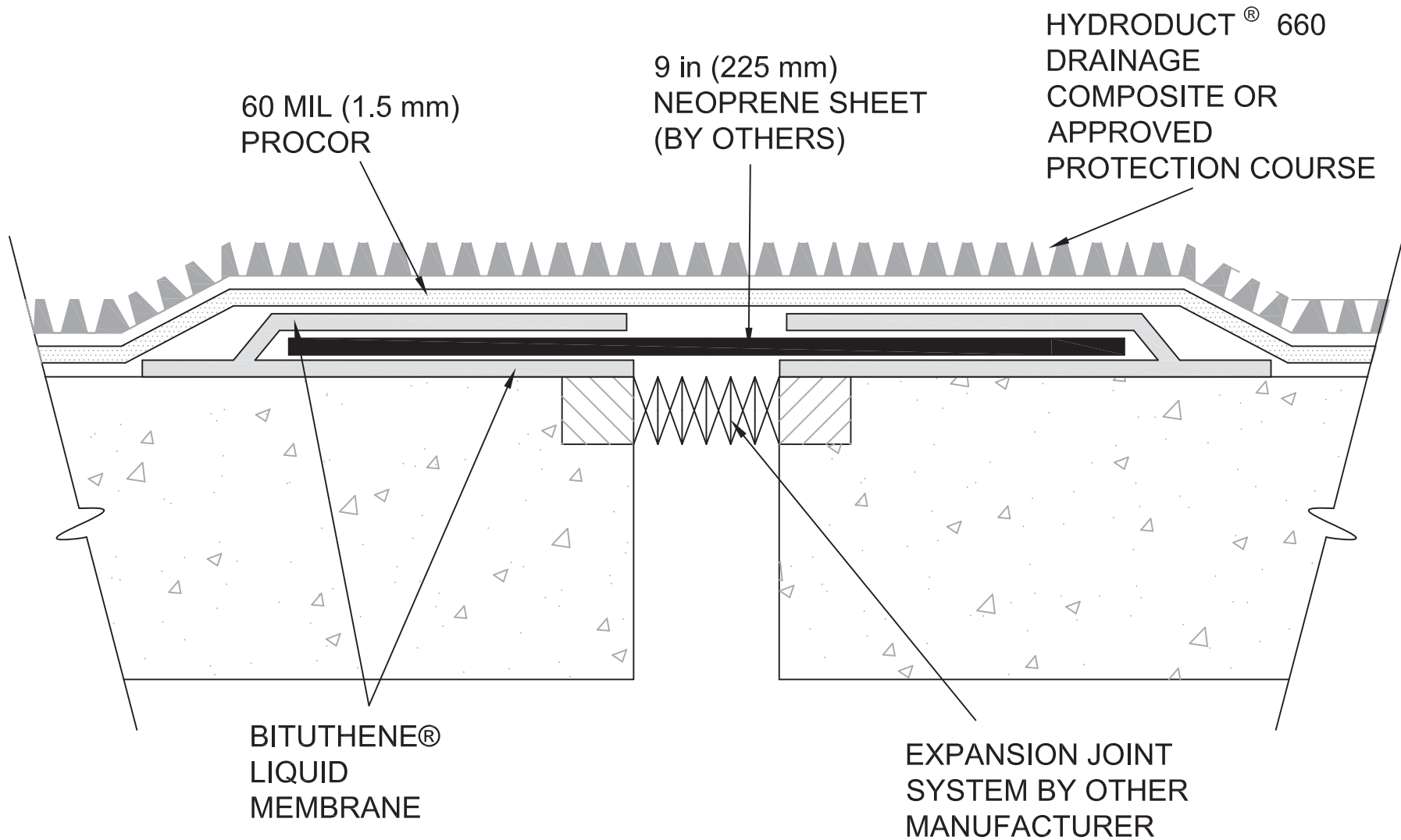
All surfaces must be structurally sound and free from spalled areas, loose aggregate, sharp protrusions or other matter that may hinder the adhesion or regularity of the membrane installation. The surface should also be free from frost, dirt, grease, oil or other contaminants as outlined in the Procor® Data Sheet section on Surface Preparation. Clean loose dust and dirt from the surface.

Detailing

1. Install backer rod and Bituthene® Liquid Membrane or appropriate sealant in passive joint.
2. Install a pretreatment of 60-mil (1.5 mm) of Procor over the passive joint or crack.
3. Install the field membrane in accordance with the Procor Data Sheet section on Installation.
4. Apply Hydroduct 660 according to Hydroduct 660 Data Sheet.

Special Notes

Procor membranes should not be used in areas where they will be permanently exposed to sunlight, weather or traffic. Protect membrane from sunlight as quickly as possible after installation. It is acceptable to apply Procor directly over freshly applied Bituthene Liquid Membrane (LM) provided the LM does not displace.



NOTES: - FOR JOINT WIDTHS UP TO 2 IN. (50 mm) WITH A MAXIMUM MOVEMENT OF 1 IN. (25 mm) MOVEMENT
- A WATERPROOF EXPANSION JOINT SYSTEM BY OTHERS MUST BE SELECTED FOR THE WIDTH AND EXPECTED MOVEMENT OF THE JOINT, SEE TECHNICAL LETTER 11 FOR ADDITIONAL INFORMATION.



**EXPANSION JOINT COVER
DECK OR WALL
PROCOR® WATERPROOFING SYSTEM**

124

DRAWING: PRO 027

SCALE: Not to scale

EFFECTIVE DATE: 07/1/2016

SUPERCEDES: 03052013

Expansion Joint Cover

Prior to Membrane Installation, Review the Procor®
Data Sheet



Surface Prep

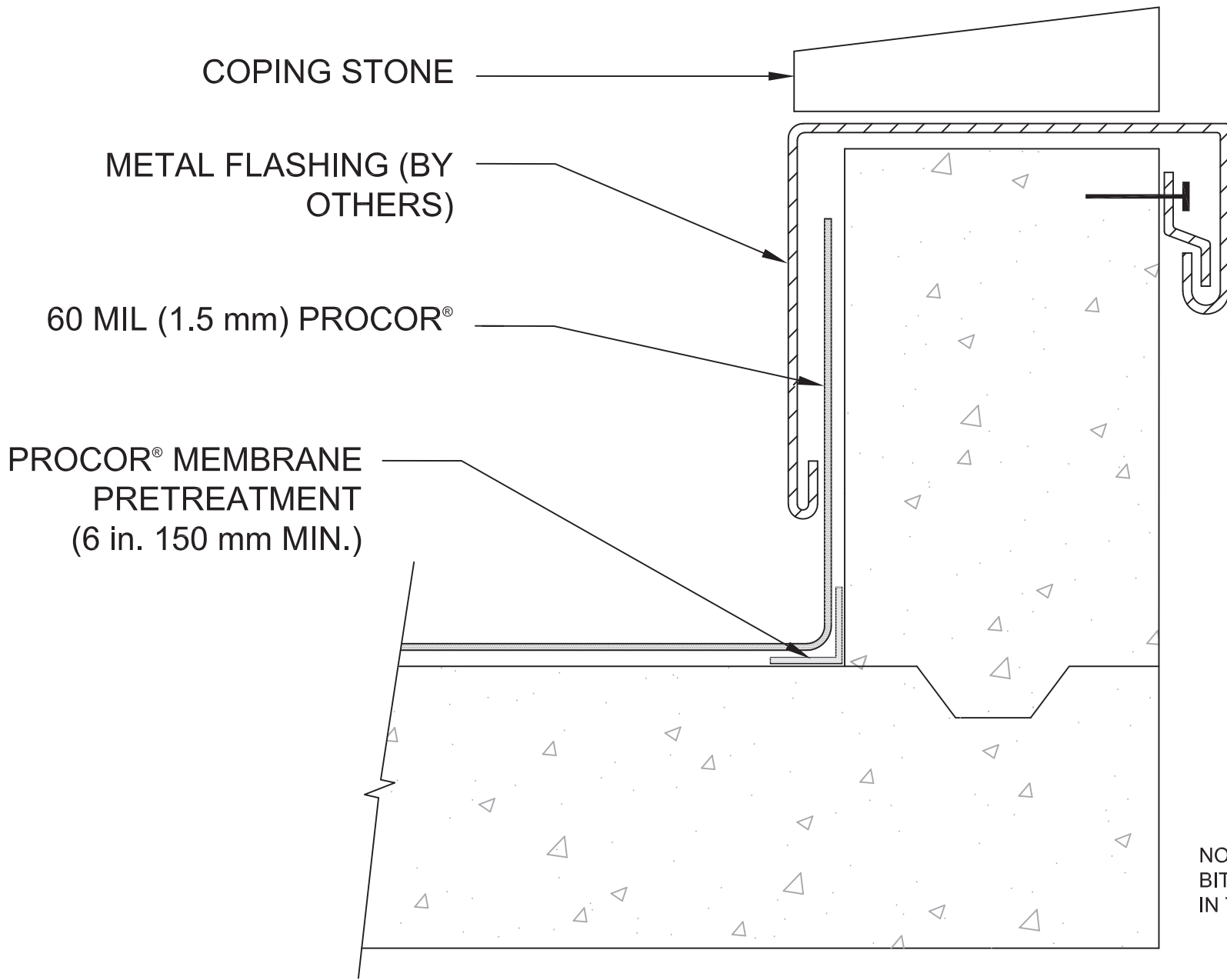
All surfaces must be structurally sound and free from spalled areas, loose aggregate, sharp protrusions or other matter that may hinder the adhesion or regularity of the membrane installation. The surface should also be free from frost, dirt, grease, oil or other contaminants as outlined in the Procor® Data Sheet section on Surface Preparation. Clean loose dust and dirt from the surface.

Detailing

1. Install expansion joint system, by other manufacturer, according to manufacturer's installation instructions.
2. Apply a 60-mil (1.5 mm) Bituthene® Liquid Membrane (LM) pretreatment layer extending 6-8 in (150- 200 mm) from either edge of the moving joint.
3. Within 30 minutes of applying the LM pretreatment layer, install a 9 in (225 mm) strip of flexible neoprene sheet directly over the expansion joint. All end joints of the neoprene should be set into the layer of LM. All end joints should be installed in a shingle manner to shed water and overlap a minimum of 4 in (100 mm).
4. Immediately apply a second layer of 60-mil (1.5 mm) of LM to the top of the neoprene. This should extend 6 to 8 in (150- 200 mm) from the edge of the moving joint. Ensure that all side and end laps are sealed to the previously installed LM pretreatment layer.
5. Install the field membrane in accordance with the Procor Data Sheet section on Installation.
6. Apply Hydroduct 660 according to Hydroduct 660 Data Sheet.

Special Notes

Procor membranes should not be used in areas where they will be permanently exposed to sunlight, weather or traffic. Protect membrane from sunlight as quickly as possible after installation. It is acceptable to apply Procor directly over freshly applied Bituthene Liquid Membrane (LM) provided the LM does not displace.



COPING STONE

METAL FLASHING (BY OTHERS)

60 MIL (1.5 mm) PROCOR®

PROCOR® MEMBRANE
PRETREATMENT
(6 in. 150 mm MIN.)

NOTE: 1 INCH, 25 mm FILLET OF BITUTHENE® LIQUID MEMBRANE IN THE CORNER IS OPTIONAL.

NOTE: APPROVED PROTECTION COURSE NOT SHOWN FOR CLARITY



PARAPET WITH COPING STONE

PROCOR® WATERPROOFING SYSTEM

DRAWING: PRO 028

SCALE: Not to scale

EFFECTIVE DATE: 07/01/2016

SUPERCEDES: 04012015

Parapet with Coping Stone

Prior to Membrane Installation, Review the Procor®
Data Sheet



Surface Prep

All surfaces must be structurally sound and free from spalled areas, loose aggregate, sharp protrusions or other matter that may hinder the adhesion or regularity of the membrane installation. The surface should also be free from frost, dirt, grease, oil or other contaminants as outlined in the Procor® Data Sheet section on Surface Preparation. Clean loose dust and dirt from the surface.

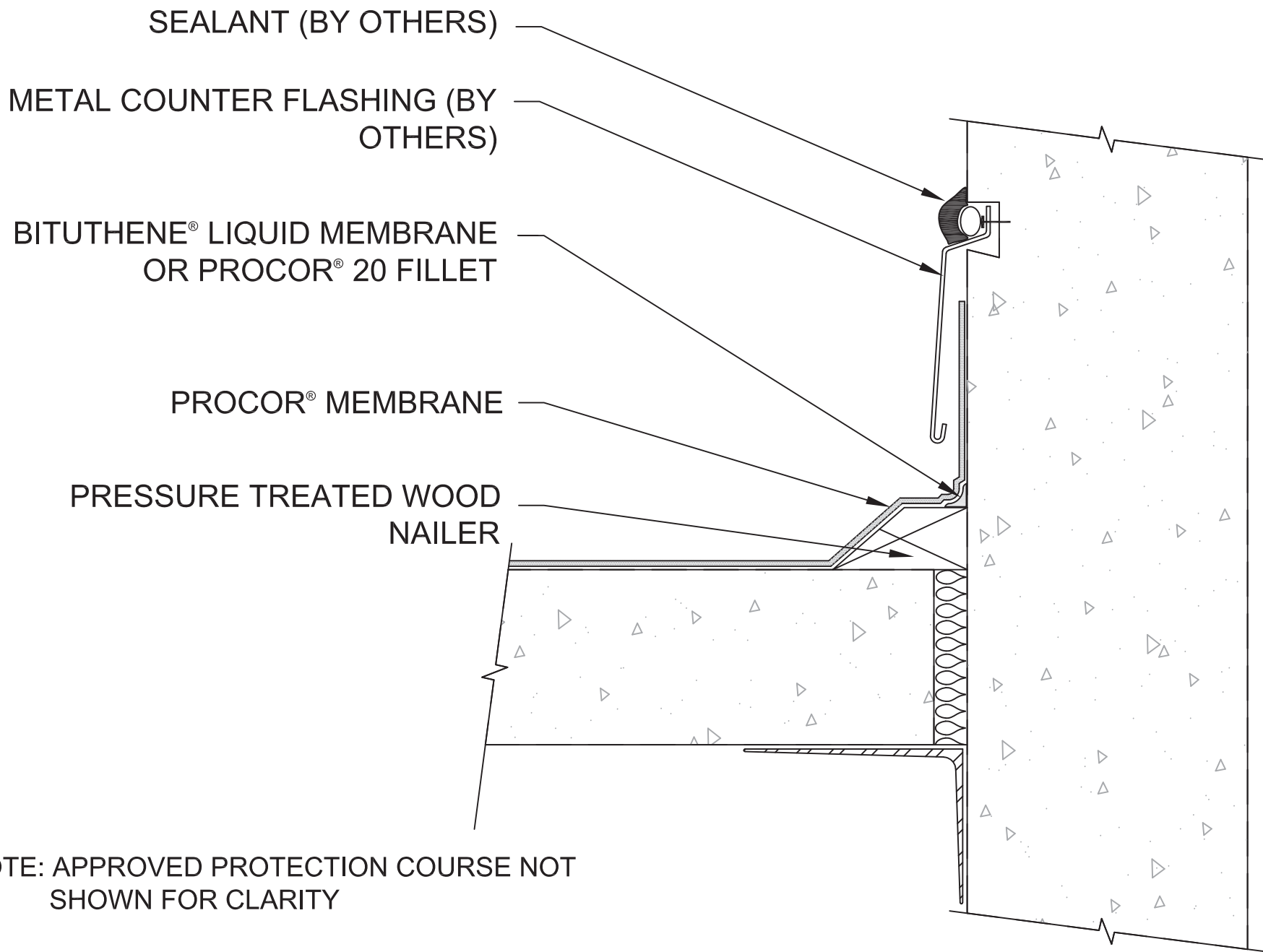
Detailing

1. Apply pretreatment of Procor membrane in corner, extending a minimum of 6 in onto wall and 6 in (150 mm) onto deck.
2. Install the field membrane in accordance with the Procor Data Sheet section on Installation.
3. After Procor membrane has cured, install metal flashing (by others) as shown under the coping stone and mechanically attach on the outside of the parapet wall.
4. Ensure flashing is of adequate length to completely cover the exposed Procor membrane
5. Cover flashing with the use of a metal coping system (by others) as shown.
6. Apply Hydroduct 660 according to Hydroduct 660 Data Sheet.

Special Notes

Procor membranes should not be used in areas where they will be permanently exposed to sunlight, weather or traffic. Protect membrane from sunlight as quickly as possible after installation.

For parapets less than 2 ft, a one-piece metal flashing will be adequate. For parapets greater than 2 ft, a two-piece metal flashing will be required.



**ROOF EDGE TERMINATION
WITH PRECAST WALL
PROCOR® WATERPROOFING SYSTEM**

DRAWING: PRO 029

SCALE: Not to scale

EFFECTIVE DATE: 07/01/2016

SUPERCEDES: 04012015

Roof Edge Termination with Precast Wall

Prior to Membrane Installation, Review the Procor® Data Sheet



Surface Prep

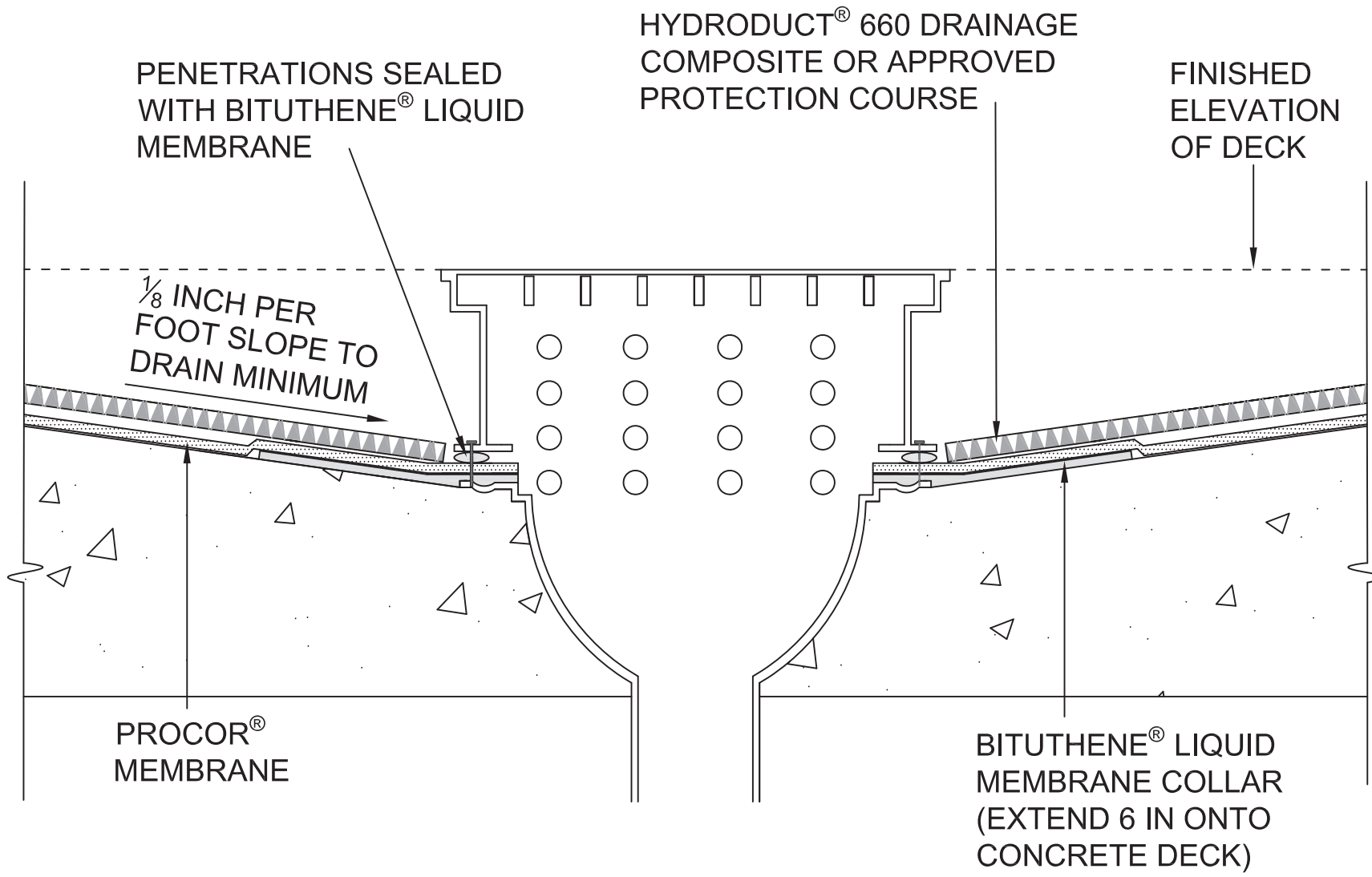
All surfaces must be structurally sound and free from spalled areas, loose aggregate, sharp protrusions or other matter that may hinder the adhesion or regularity of the membrane installation. The surface should also be free from frost, dirt, grease, oil or other contaminants as outlined in the Procor® Data Sheet section on Surface Preparation. Clean loose dust and dirt from the surface.

Detailing

1. Install a beveled 2 in x 6 in (50 x 150 mm) pressure treated wood nailer over the gap between slab and precast wall.
2. Apply a 1 in (25 mm) fillet of Bituthene® Liquid Membrane or Procor 20.
3. Install the field membrane in accordance with the Procor Data Sheet section on Installation.
4. Install flashing material prior to placement of the overburden to protect the vertical Procor membrane.
5. Apply sealant (by others) over penetration created by mechanical attachment of metal flashing.
6. Apply Hydroduct 660 according to Hydroduct 660 Data Sheet.

Special Notes

Procor membranes should not be used in areas where they will be permanently exposed to sunlight, weather or traffic. Protect membrane from sunlight as quickly as possible after installation. It is acceptable to apply Procor directly over freshly applied Bituthene Liquid Membrane (LM) provided the LM does not displace.



DRAIN

PROCOR[®] WATERPROOFING SYSTEM

DRAWING: PRO030
SCALE: Not to scale
EFFECTIVE DATE: 07/01/2016
SUPERCEDES: 04012015



Drain

Prior to Membrane Installation, Review the Procor® Data Sheet

Surface Prep

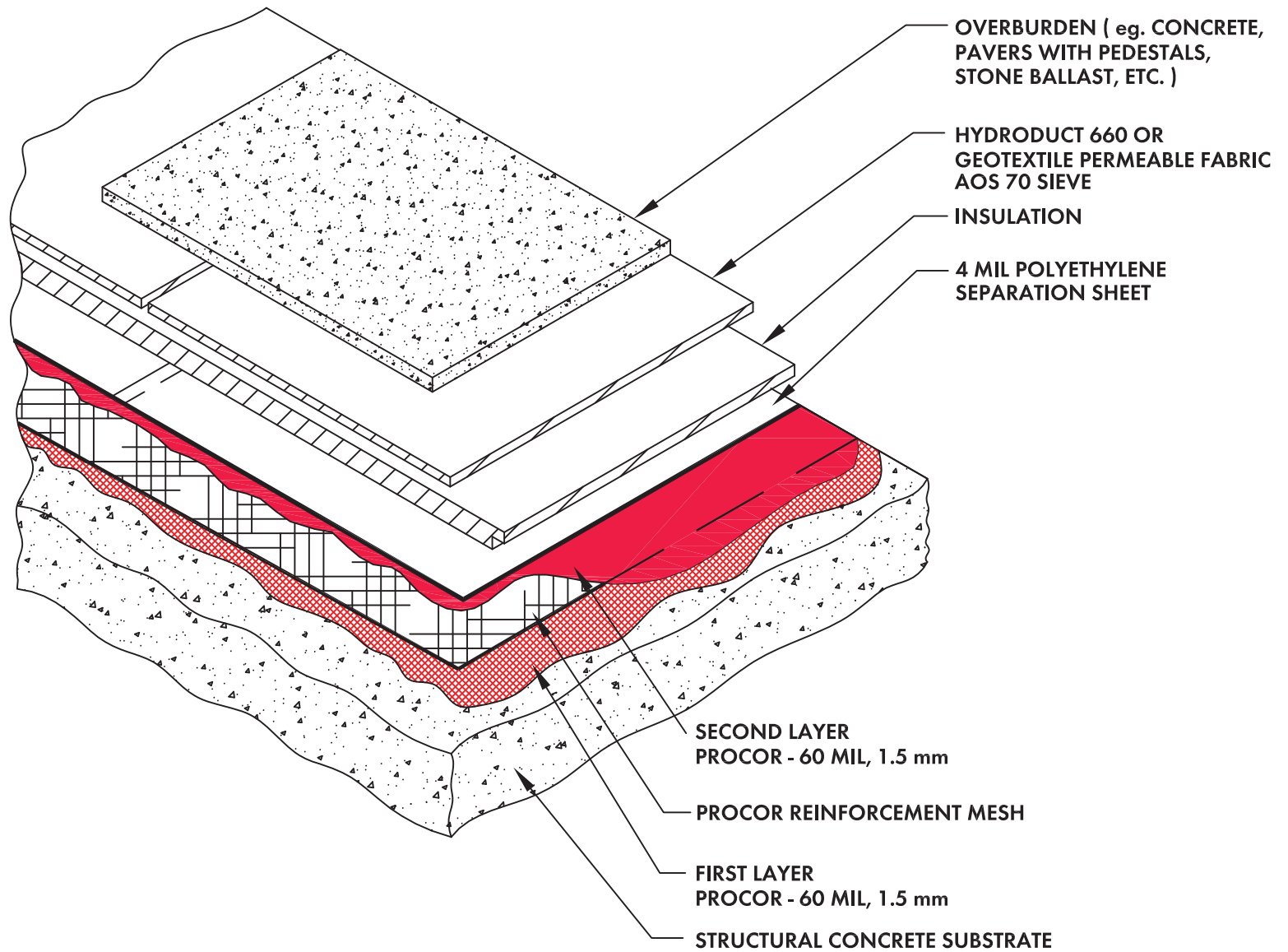
All surfaces must be structurally sound and free from spalled areas, loose aggregate, sharp protrusions or other matter that may hinder the adhesion or regularity of the membrane installation. The surface should also be free from frost, dirt, grease, oil or other contaminants as outlined in the Procor® Data Sheet section on Surface Preparation. Clean loose dust and dirt from the surface.

Detailing

1. Ensure that the drain flange (by others) is properly installed before membrane application.
2. Clean drain flange thoroughly.
3. Install a pre-treatment layer of 60-mil (1.5 mm) of Bituthene® Liquid membrane to the flange, extending onto the deck.
4. Within 1 hour of applying the Liquid Membrane, apply 60-mil (1.5 mm) of Procor from edge of drain opening onto the field, completely covering the LM.
5. Install the field membrane in accordance with the Procor Data Sheet section on Installation.
6. Apply clamping ring in a bead of Bituthene Liquid Membrane.
7. Apply Hydroduct 660 according to Hydroduct 660 Data Sheet.

Special Notes

Procor membranes should not be used in areas where they will be permanently exposed to sunlight, weather or traffic. Protect membrane from sunlight as quickly as possible after installation. It is acceptable to apply Procor directly over freshly applied Bituthene Liquid Membrane (LM) provided the LM does not displace.



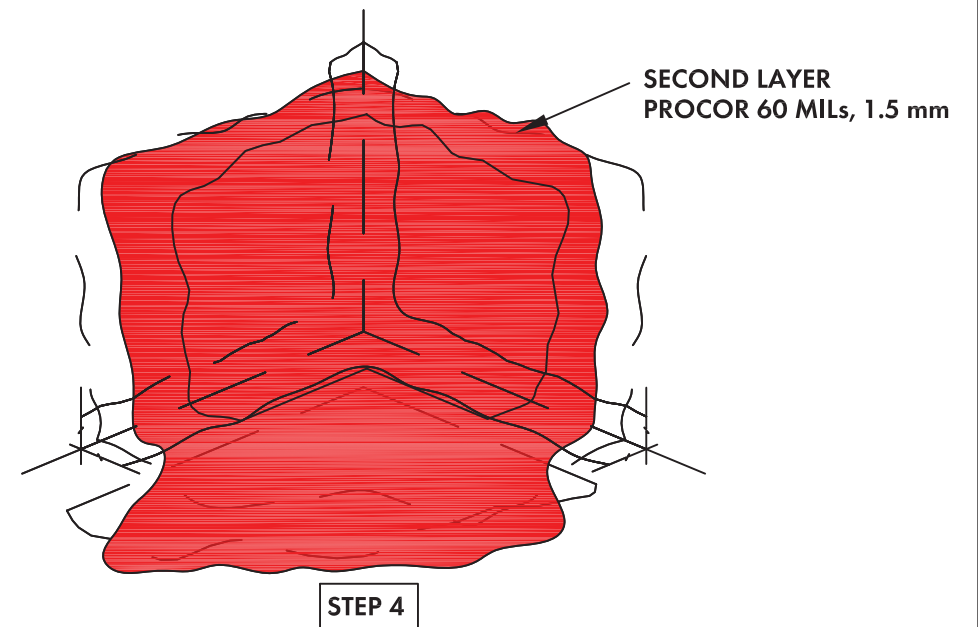
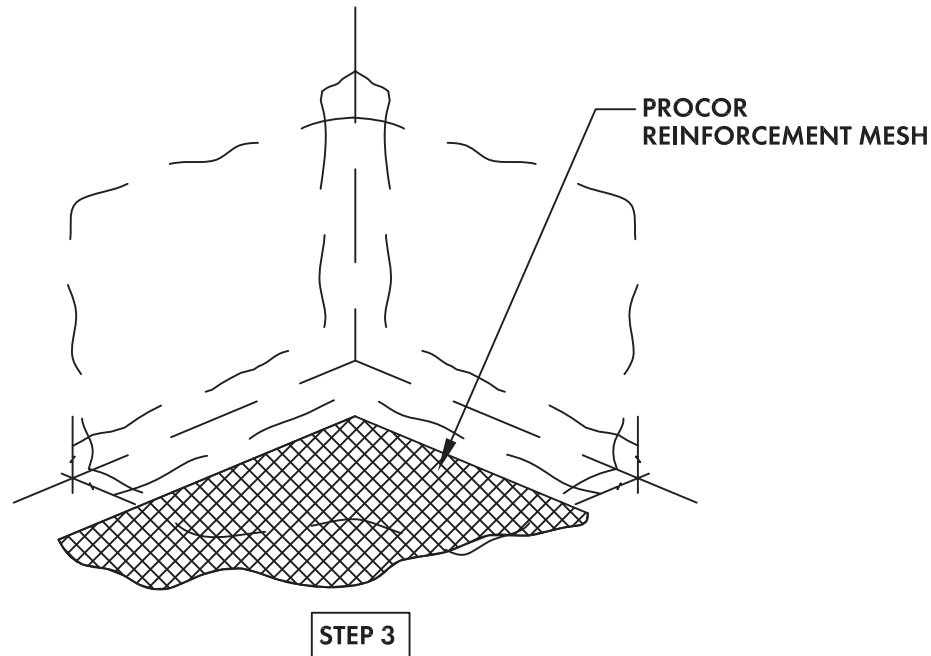
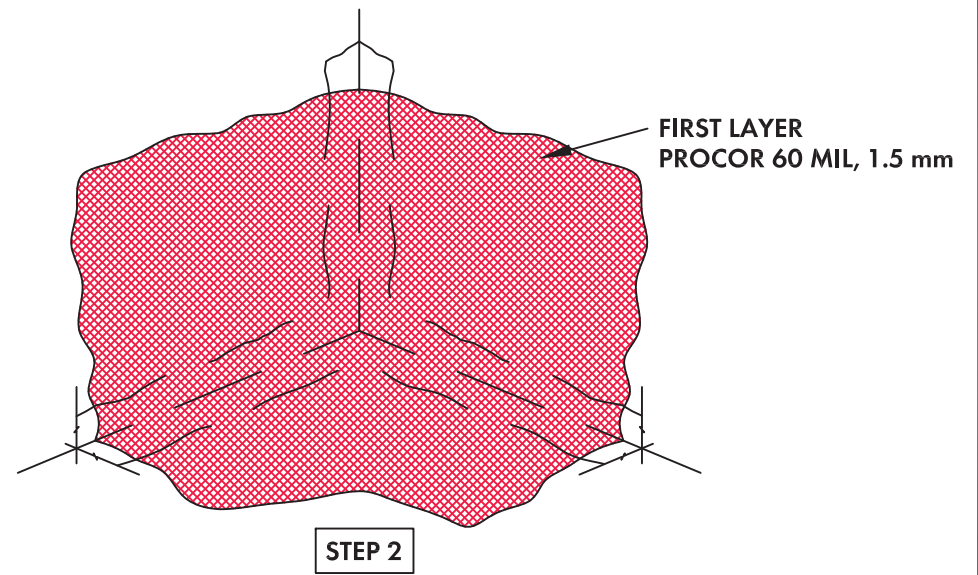
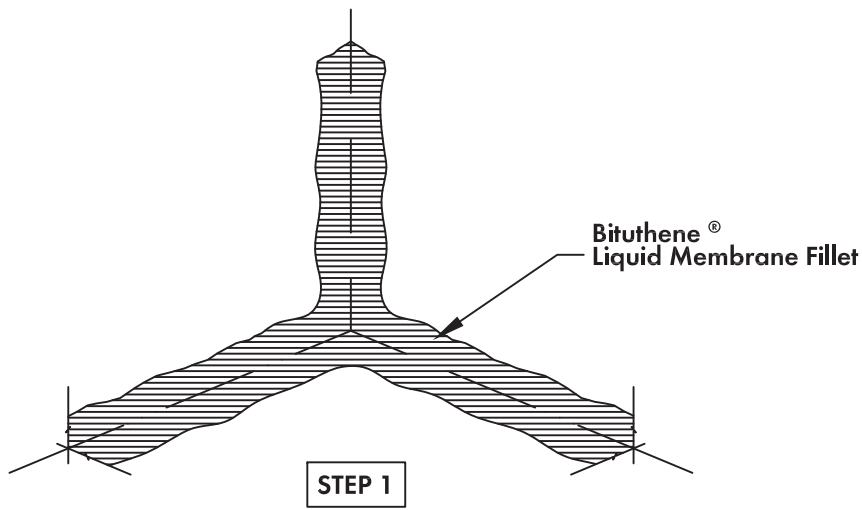
PROCOR DECK SYSTEM 3R TYPICAL ASSEMBLY

Drawing : PRO-101

Scale: Not To Scale

Effective Date: 08/31/2016

Supersedes: 112700



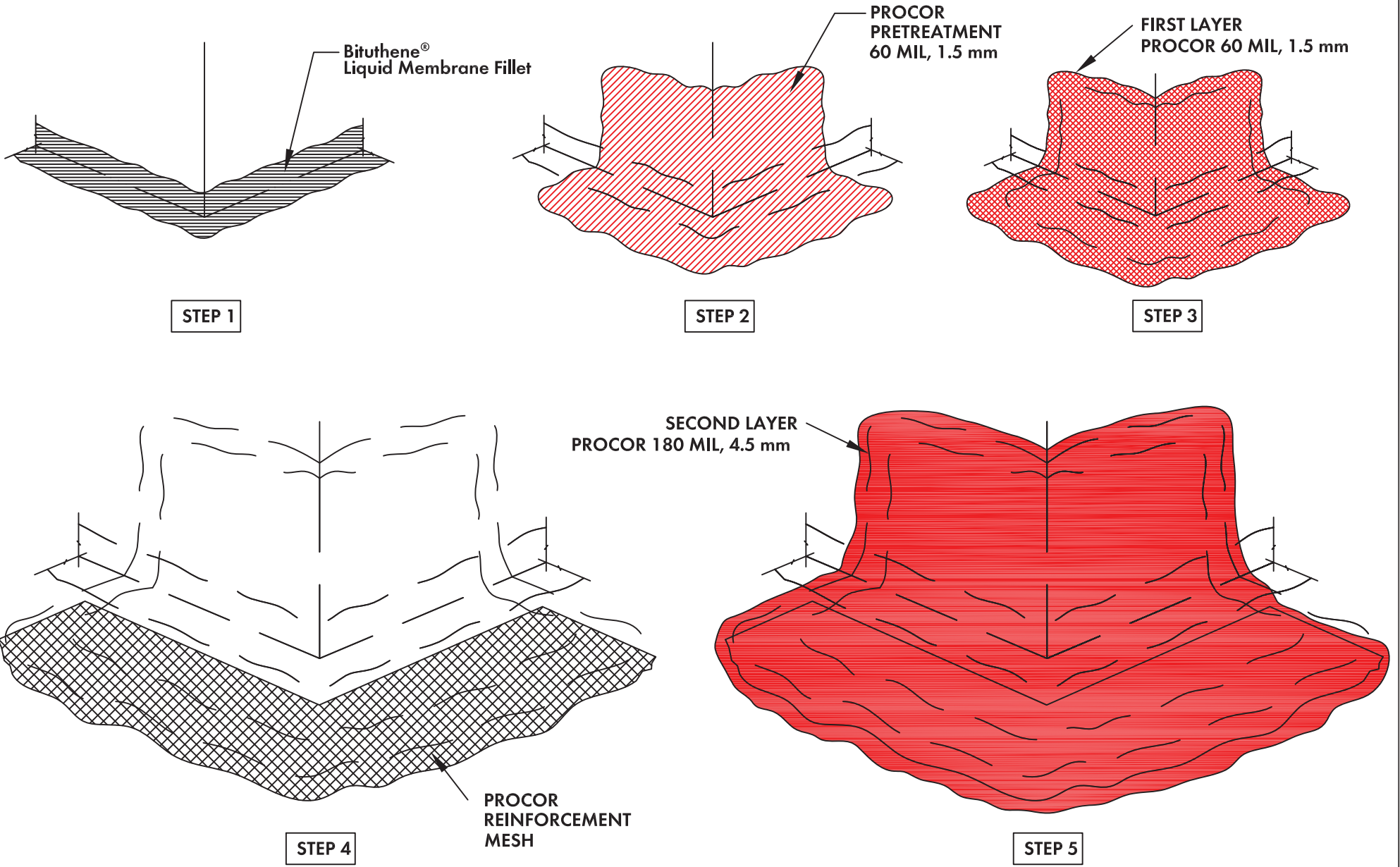
INSIDE CORNER

Drawing : PRO-102

Scale: Not To Scale

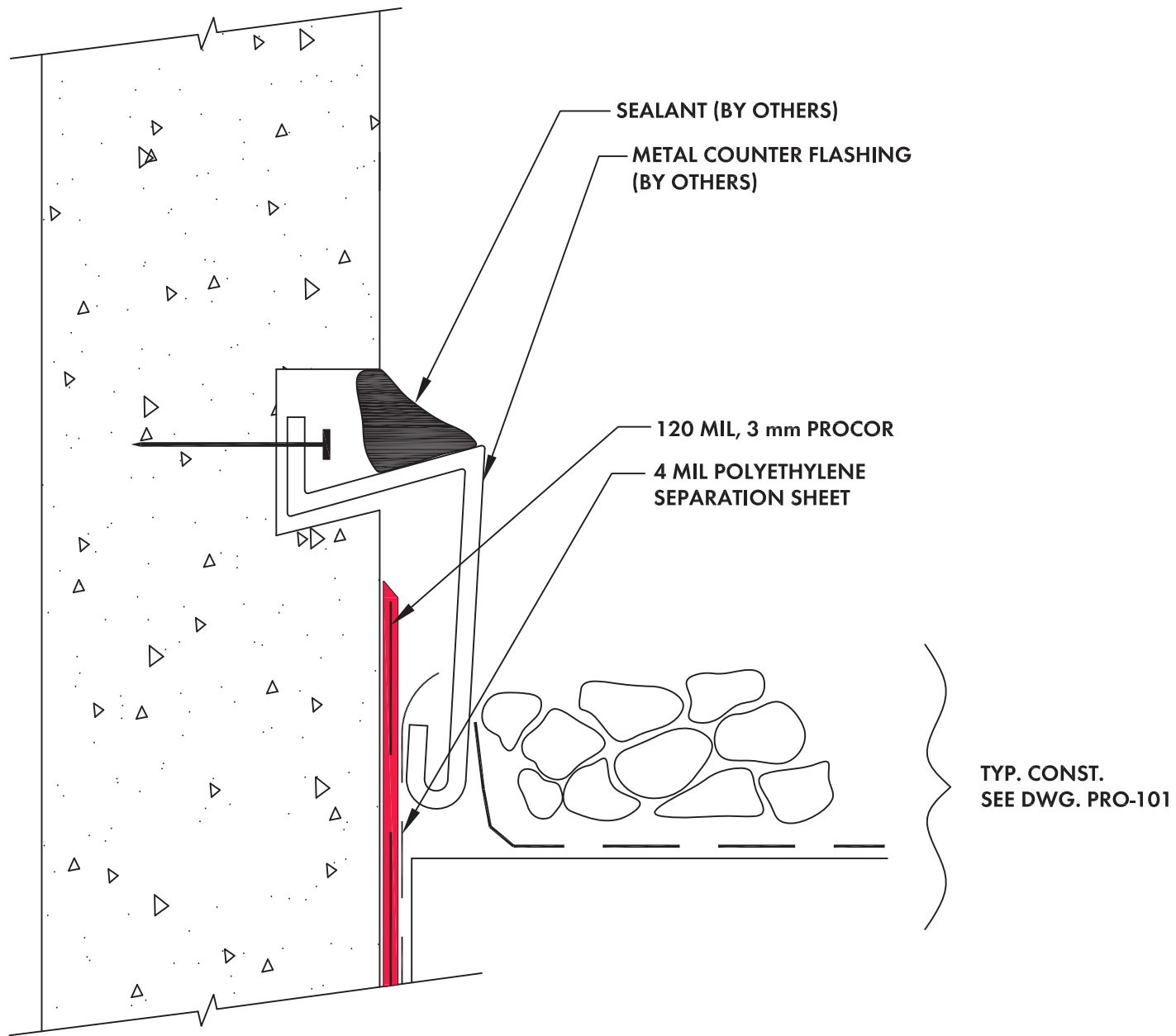
Effective Date: 08/31/2016

Supersedes: 122000



OUTSIDE CORNER

Drawing : PRO-103
Scale: Not To Scale
Effective Date: 08/31/2016
Supersedes: 122000



TYPICAL FLASHING TERMINATION

Drawing : PRO-104

Scale: Not To Scale

Effective Date: 08/31/16

Supersedes: 121300

PERM-A-BARRIER
WALL FLASHING

PERM-A-BARRIER
WALL FLASHING
HELD BACK 0.5 in, 15 mm
FROM FACE

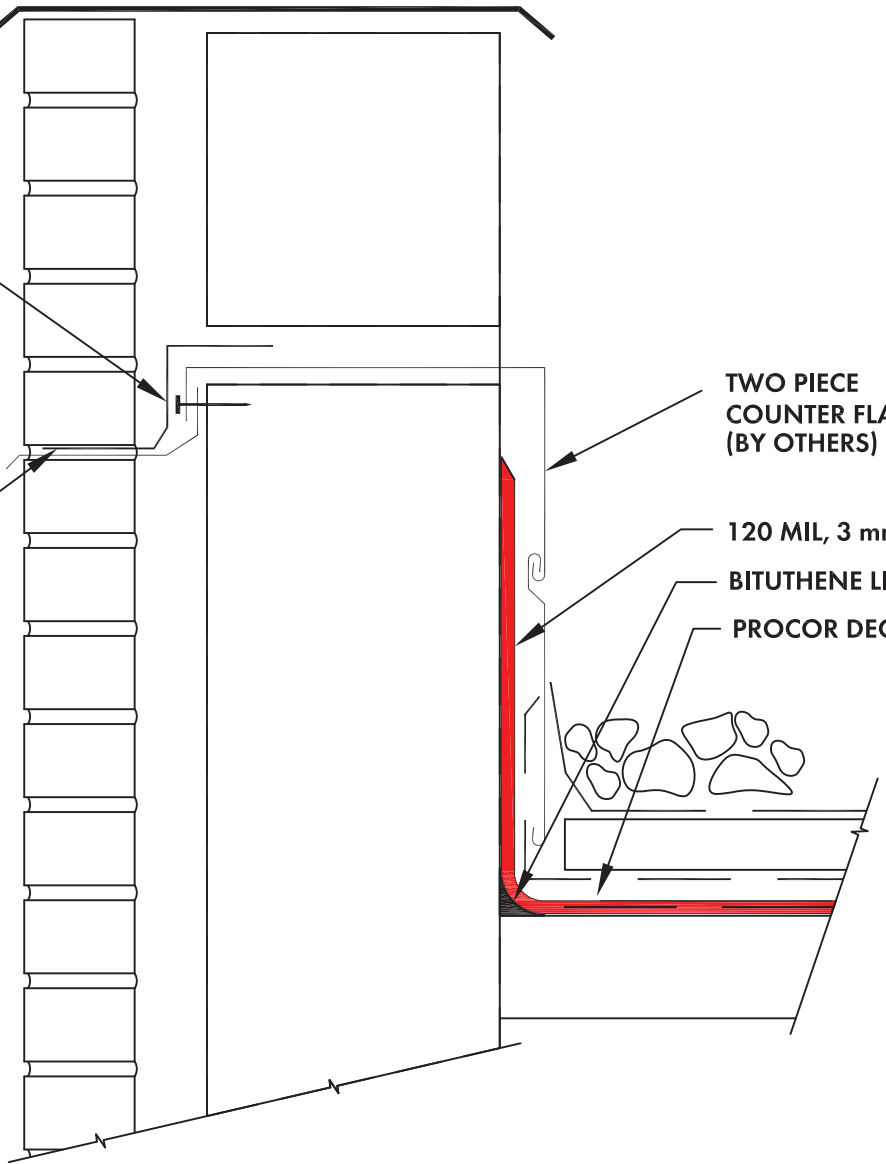
TWO PIECE
COUNTER FLASHING
(BY OTHERS)

120 MIL, 3 mm PROCOR

BITUTHENE LIQUID MEMBRANE FILLET

PROCOR DECK SYSTEM 3R

TYP. CONST.
SEE DWG. PRO-101



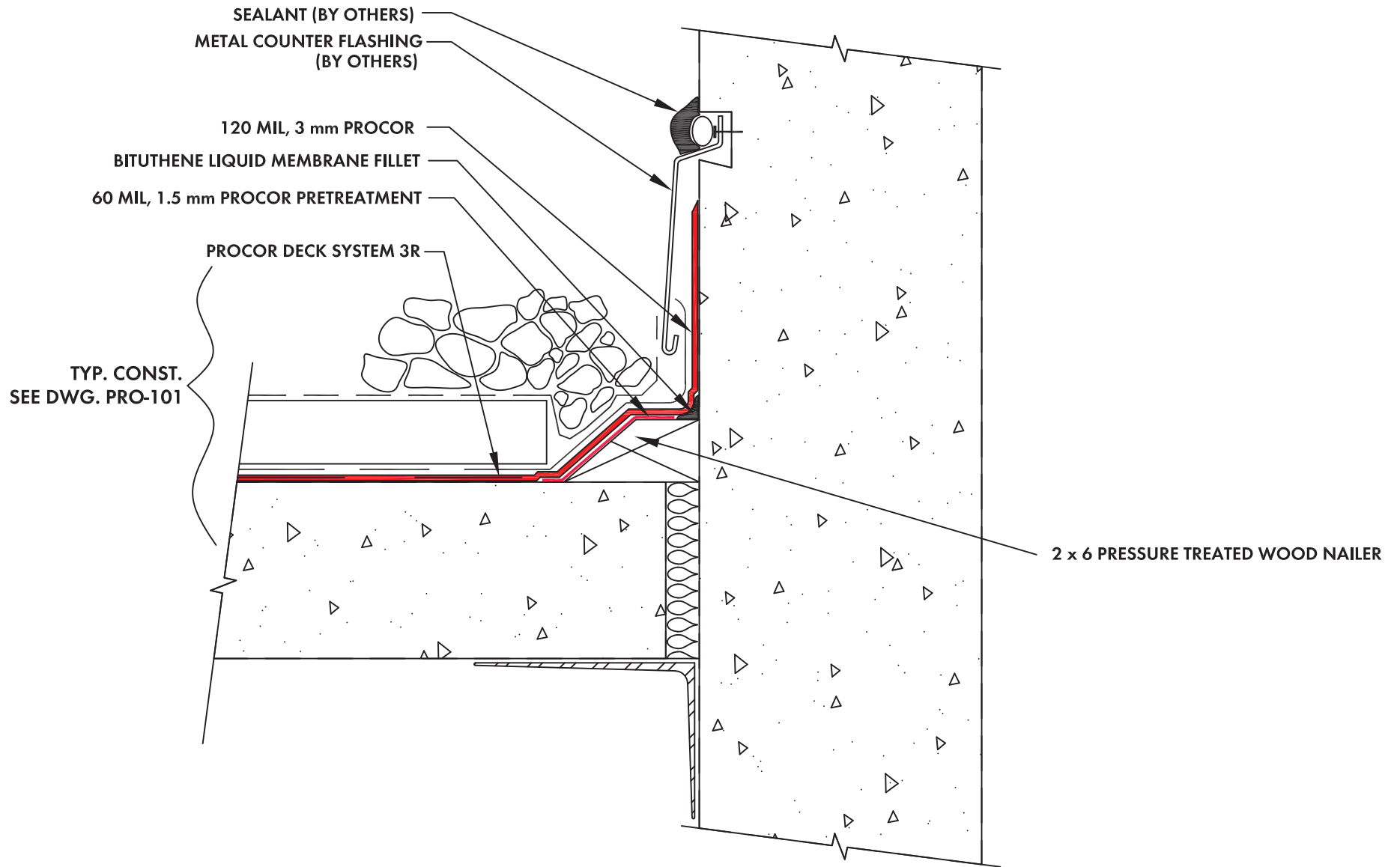
MASONRY PARAPET with THRU-WALL FLASHING

Drawing : PRO-105

Scale: Not To Scale

Effective Date: 08/31/2016

Supersedes: 121300



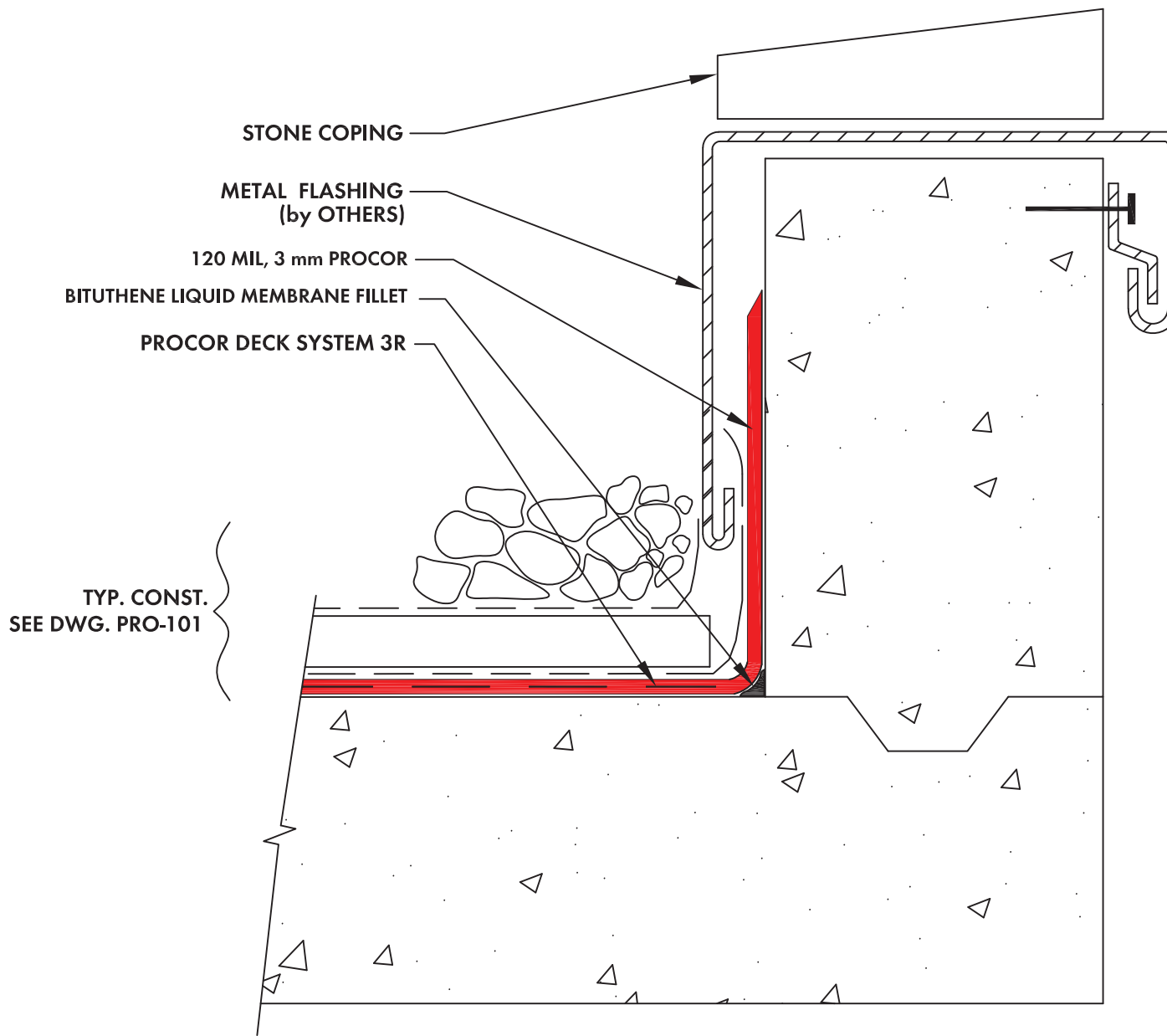
ROOF EDGE TERMINATION with PRECAST WALL

Drawing : PRO-106

Scale: Not To Scale

Effective Date: 08/31/2016

Supercedes: 112700



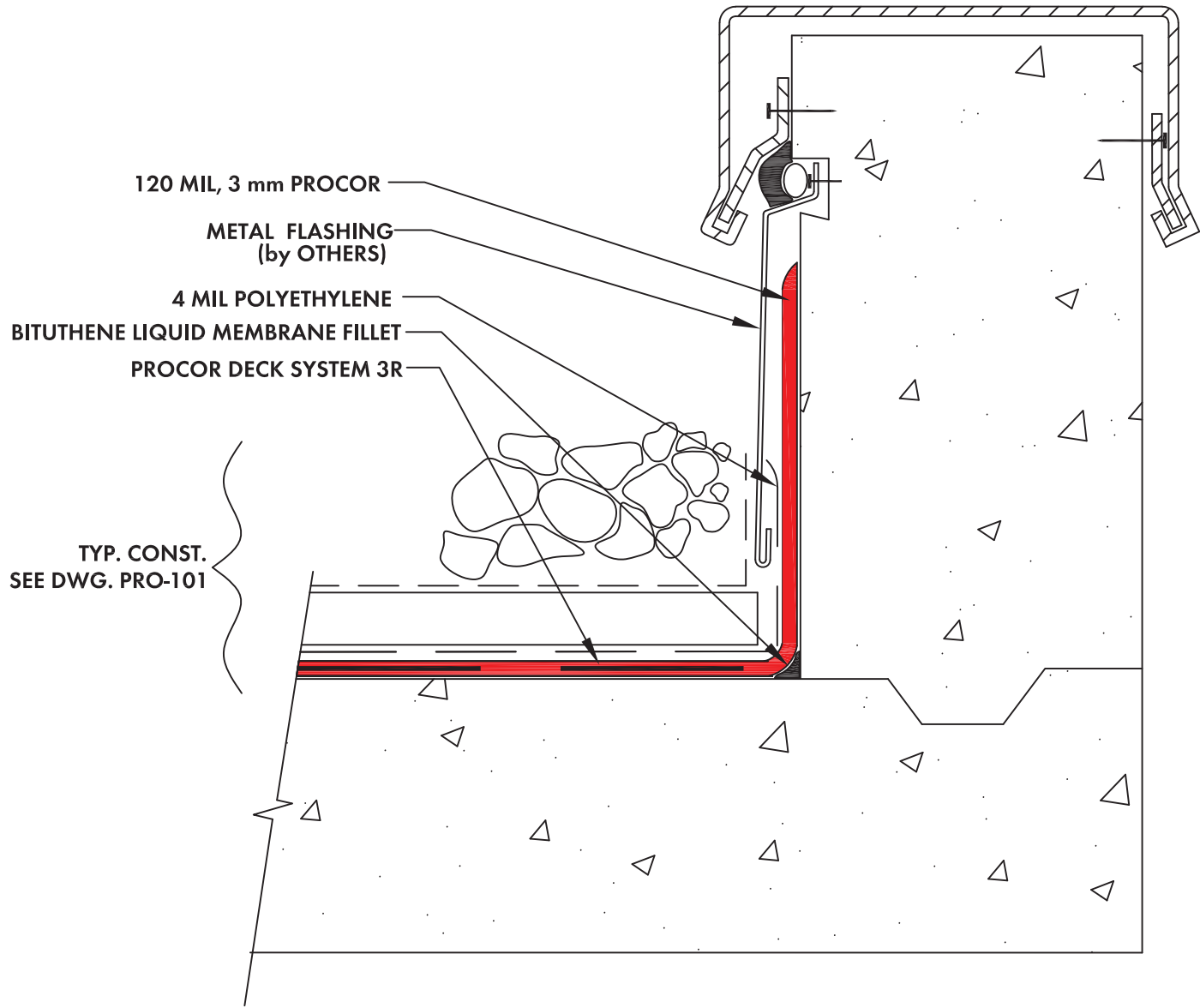
PARAPET with COPING STONE

Drawing : PRO-107

Scale: Not To Scale

Effective Date: 08/31/2016

Supersedes: 121300



PARAPET with METAL FLASHING

Drawing : PRO-108

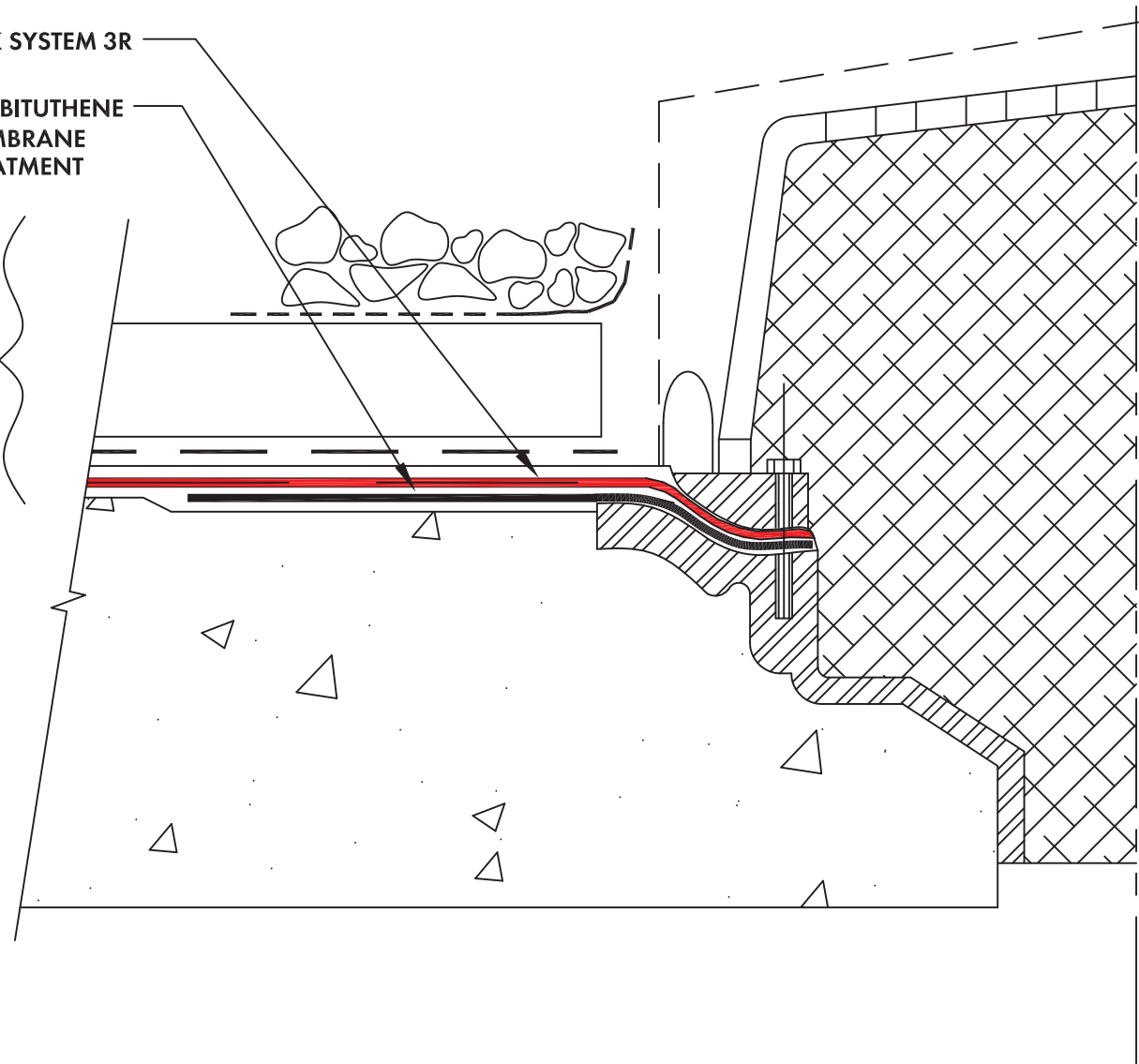
Scale: Not To Scale

Effective Date: 08/31/2016

Supersedes: 121300

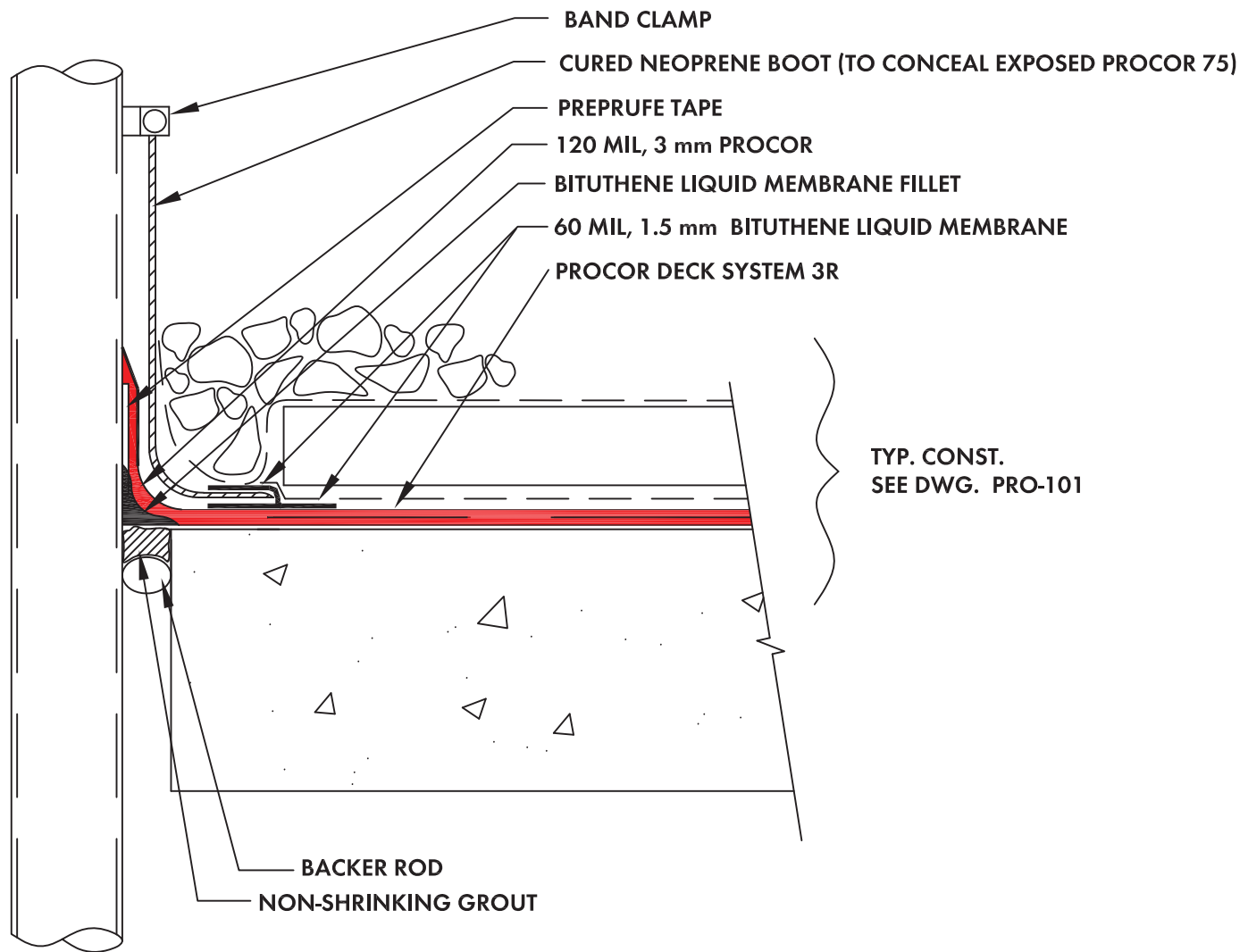
PROCOR DECK SYSTEM 3R
60 MIL, 1.5 mm BITUTHENE
LIQUID MEMBRANE
PRETREATMENT

TYP. CONST.
SEE DWG. PRO-101



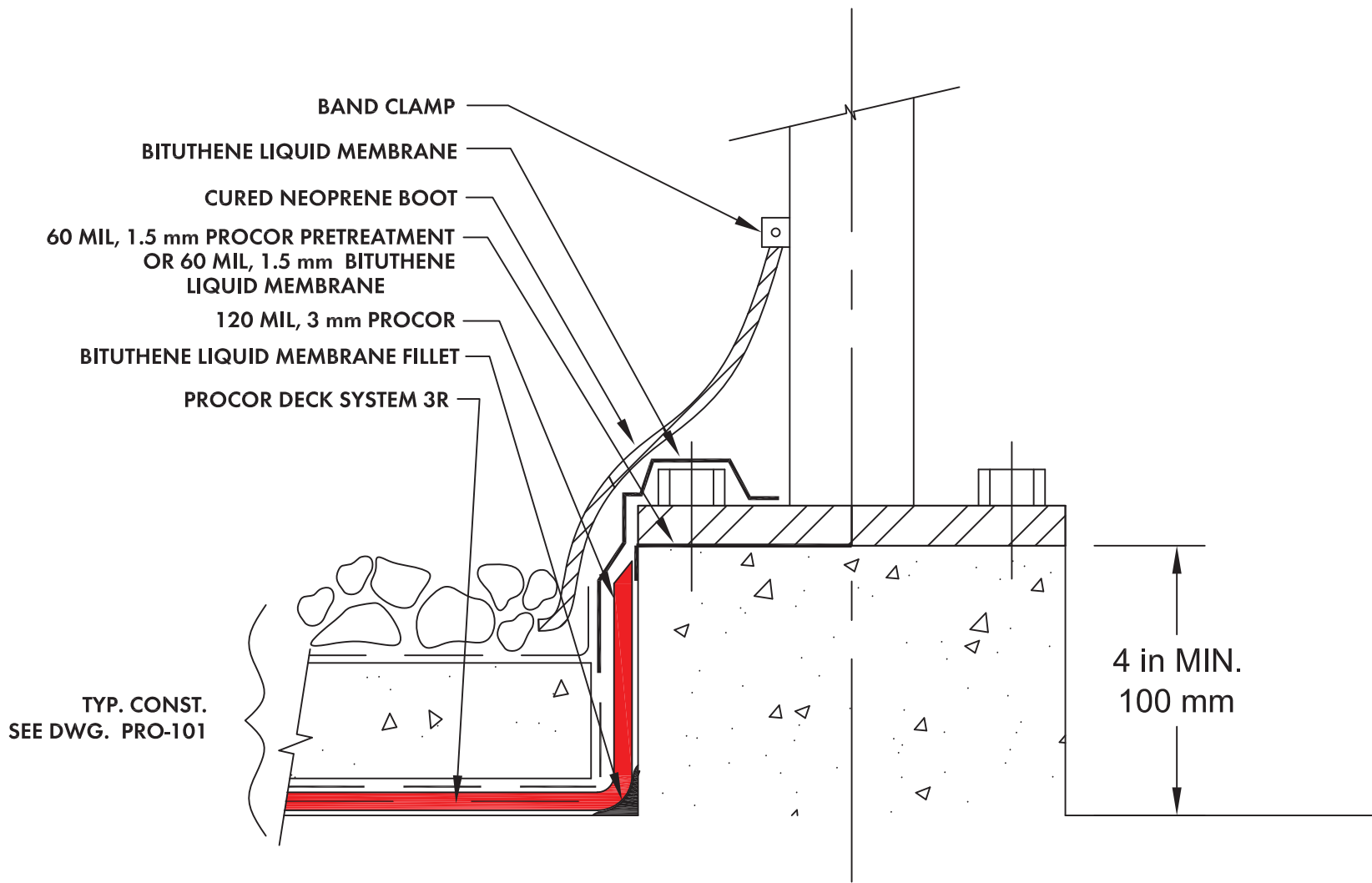
ROOF DRAIN

Drawing : PRO-109
Scale: Not To Scale
Effective Date: 08/31/2016
Supersedes: 122000



PENETRATION

Drawing : PRO-110
Scale: Not To Scale
Effective Date: 08/31/2016
Supercedes: 122000



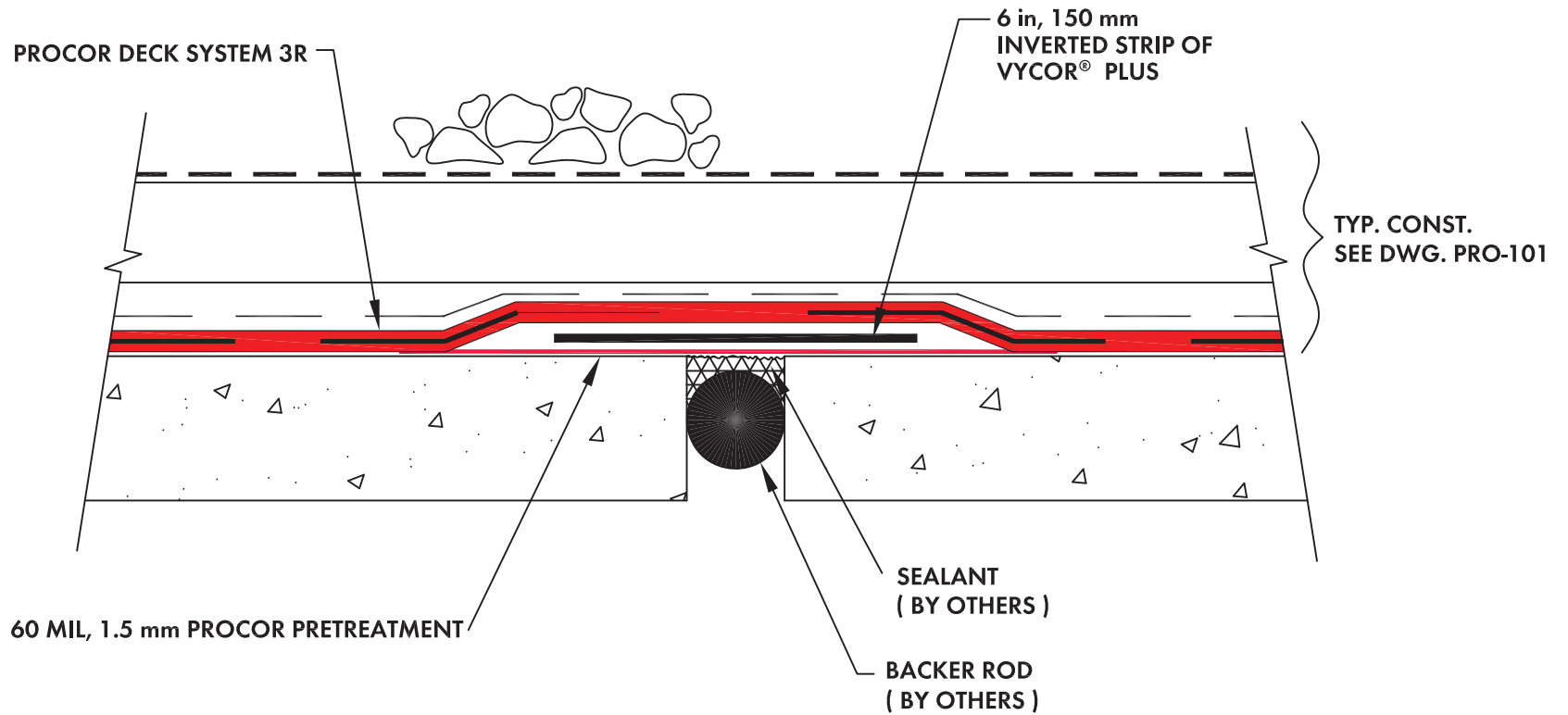
TYPICAL PEDESTAL

Drawing : PRO-111

Scale: Not To Scale

Effective Date: 08/3/2016

Supercedes: 122000



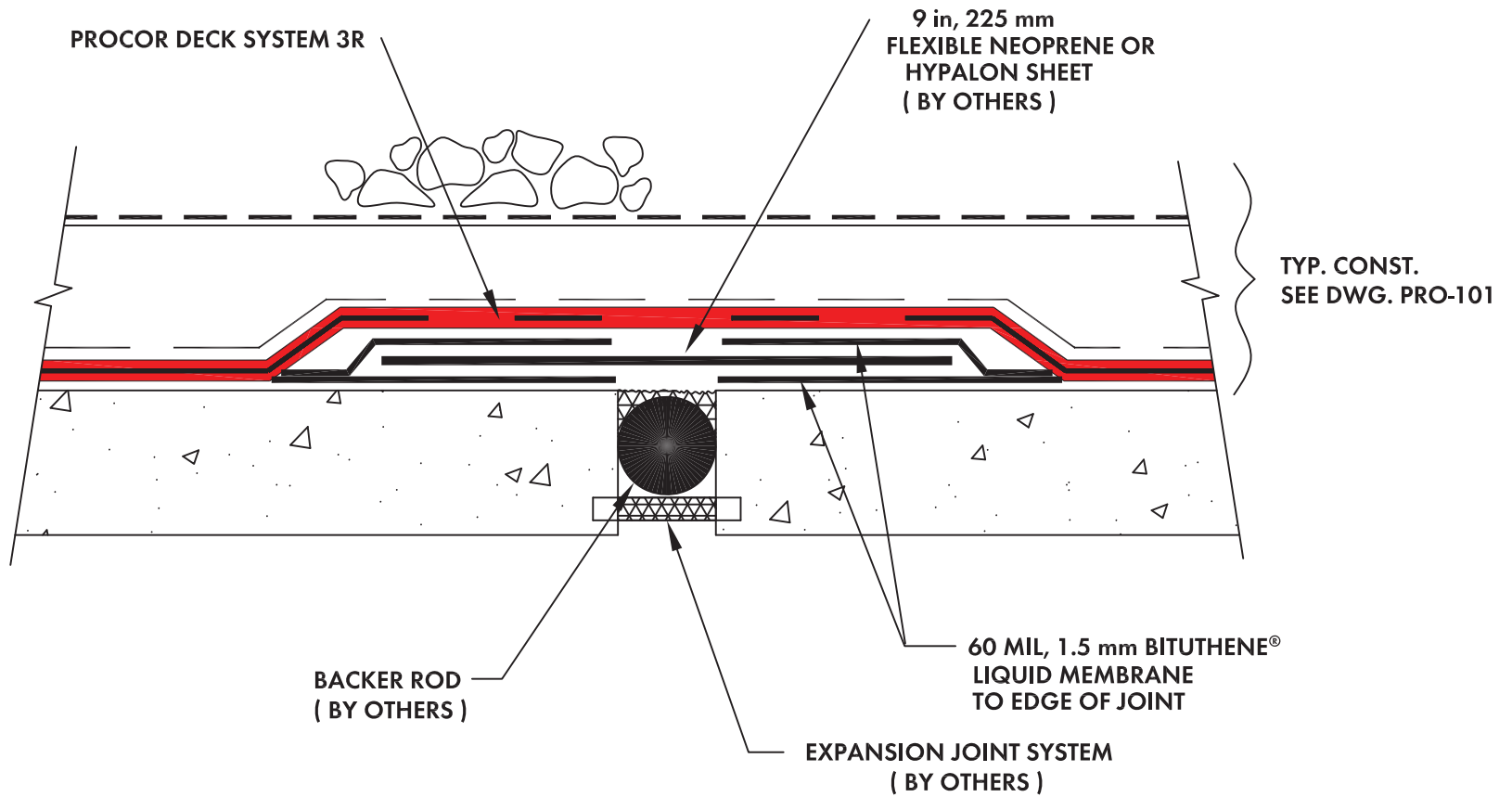
MOVING JOINT COVER FOR JOINT SIZE UP TO 0.5 in, 15 mm

Drawing : PRO-112

Scale: Not To Scale

Effective Date: 08/31/2016

Supersedes: 122000



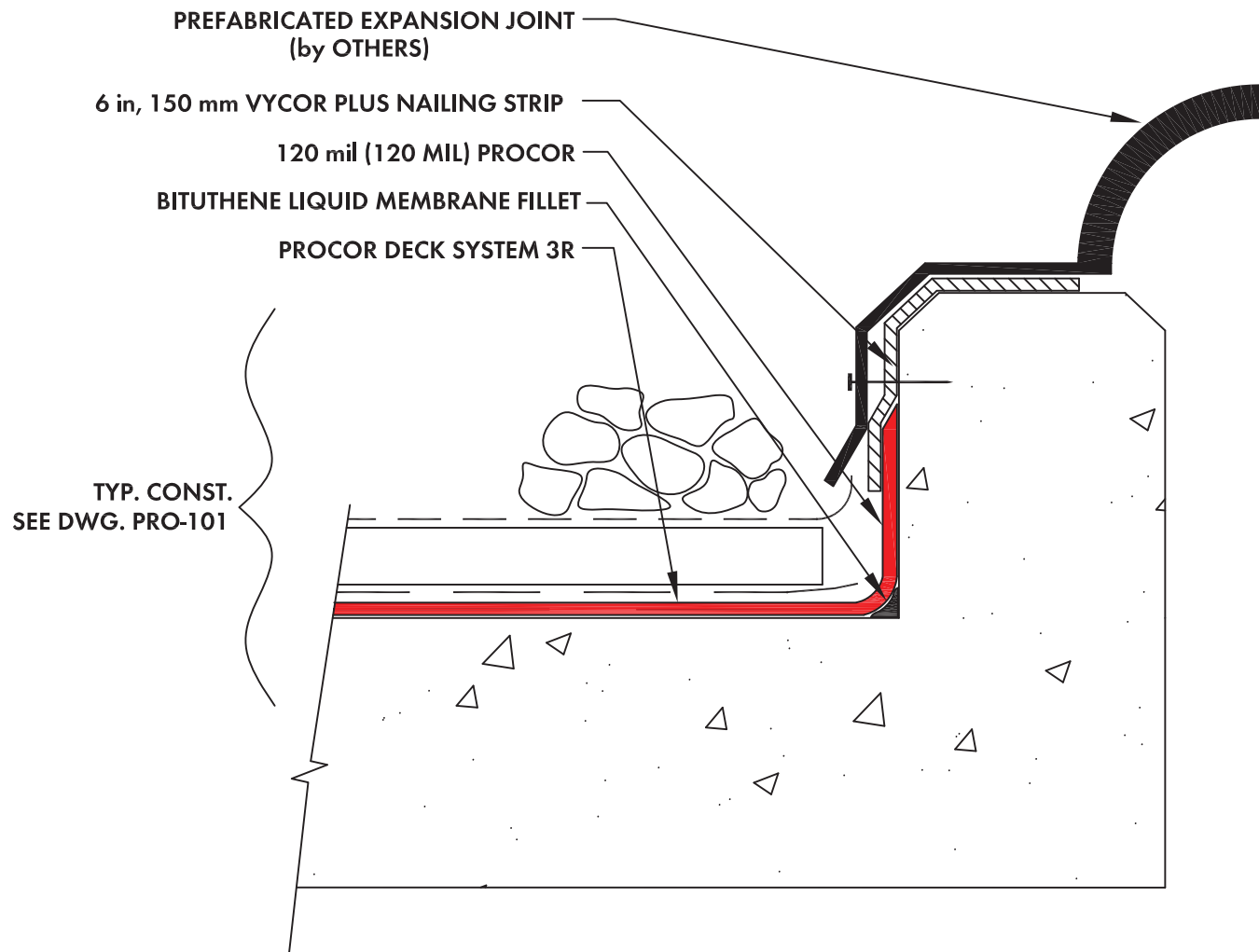
EXPANSION JOINT COVER FOR JOINT SIZE UP TO 2 in, 50 mm

Drawing : PRO-113

Scale: Not To Scale

Effective Date: 08/31/2016

Supercedes: 122000



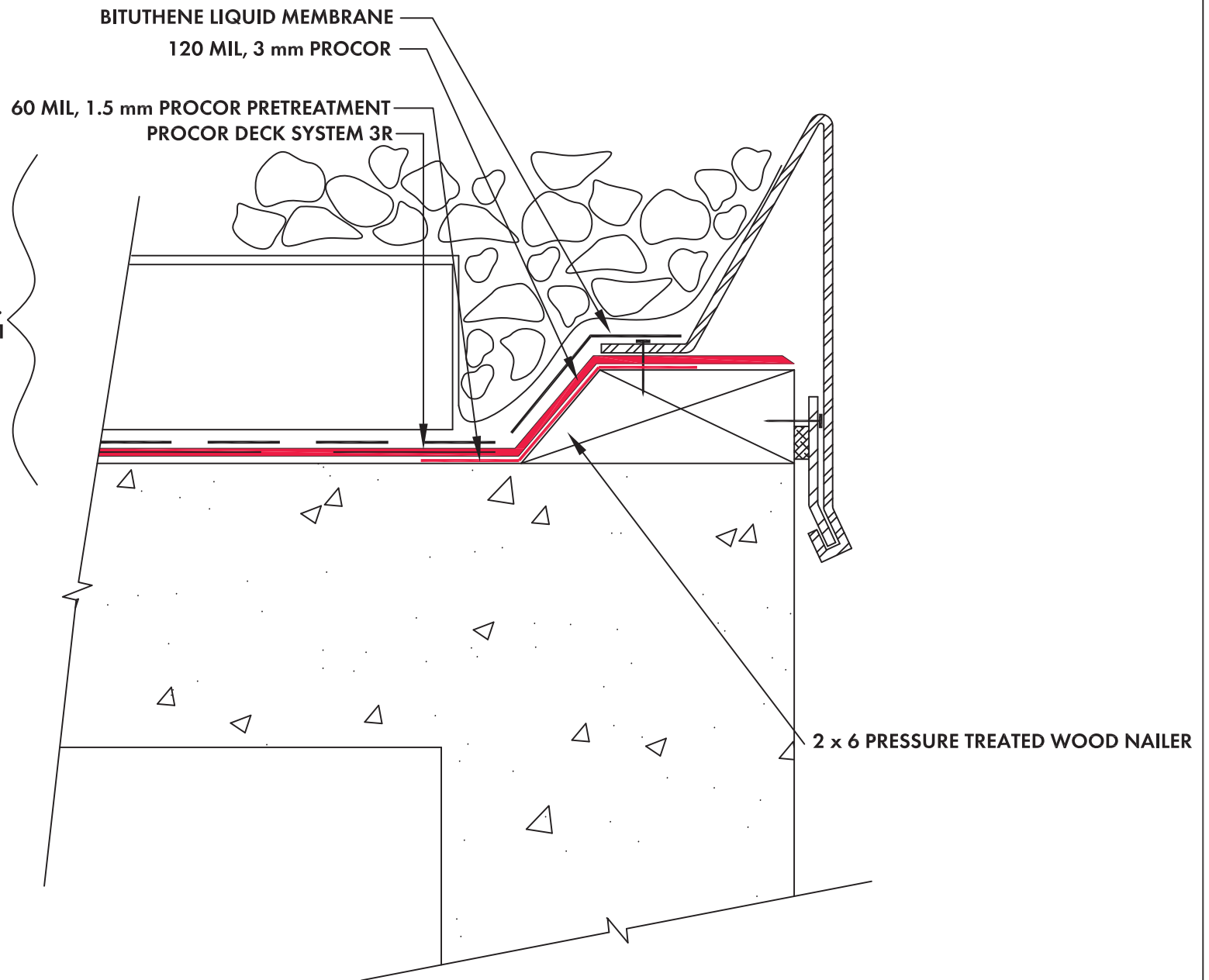
EXPANSION JOINT DECK TO WALL

Drawing : PRO-114

Scale: Not To Scale

Effective Date: 08/31/2016

Succedes: 122000



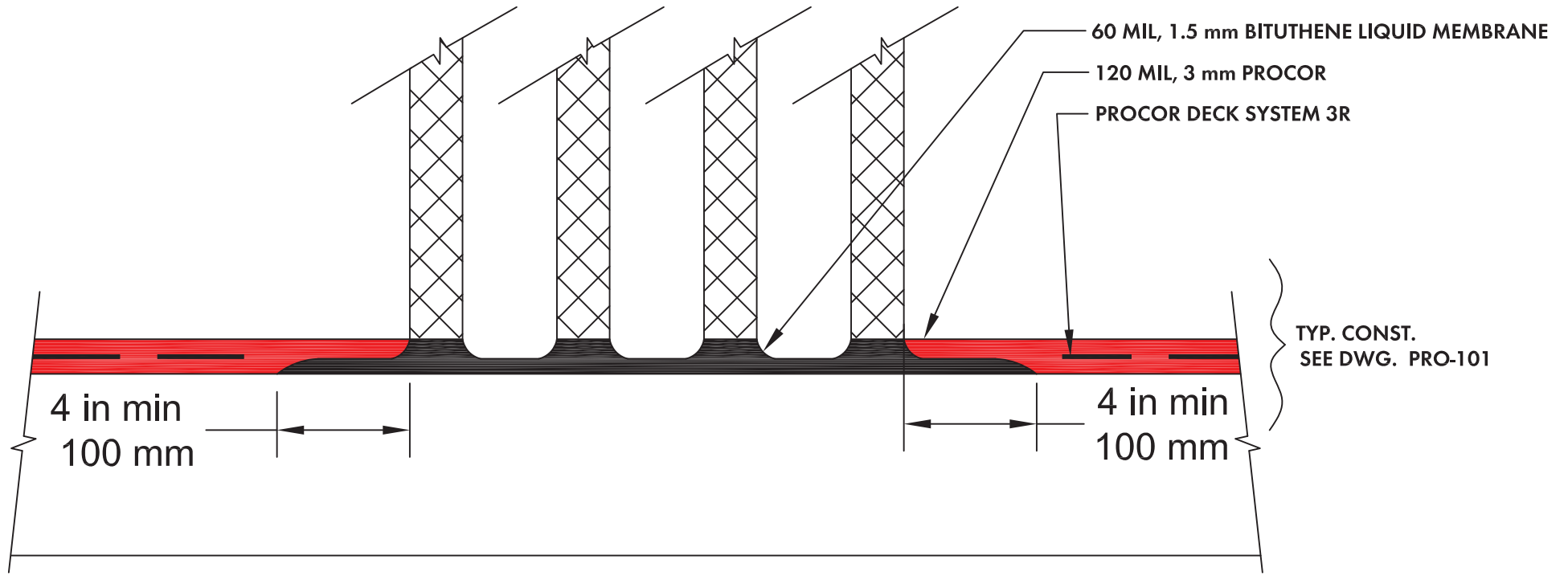
TYPICAL GRAVEL STOP

Drawing : PRO-115

Scale: Not To Scale

Effective Date: 08/31/2016

Supercedes: 112700



TYPICAL REBAR NEST

Drawing : PRO-116
Scale: Not To Scale
Effective Date: 08/31/2016
Supersedes: 122000