

## PRODUCT SUBMITTAL

**Submitted to:**

Project:

Date of Submittal:

**Submitted by, Contact name:**

Company:

Address:

Phone:

Email:

Approved

Approved as Noted

Not Approved

Comments:

By:

Date:

---

List of items from Table A submitted for the project:

--

**Product Family: AEL - Acoustical Eye Lag**

**TABLE A**

Item Number	Screw Size	Length	Head Style	TPI	Thread Length	Point Size/Style	Coating	Maximum Total Drilling Thickness	Drive Type	Bulk Quantity	Application
3ELZ	1/4-in.	3-in.	Eye Lag	11	1-1/2-in	Sharp	Clear Zinc		Eye-lag driver or pole tool	1,000	Acoustical wire to wood
4ELZ	1/4-in.	4-in.	Eye Lag	11	1-1/2-in	Sharp	Clear Zinc		Eye-lag driver or pole tool	1,000	Acoustical wire to wood
5ELZ	1/4-in.	5-in.	Eye Lag	11	1-1/2-in	Sharp	Clear Zinc		Eye-lag driver or pole tool	1,000	Acoustical wire to wood
AL300	1/4-in.	3-in.	Eye Lag	10	1-1/2-in	Type 17	Yellow Zinc		Eye-lag driver or pole tool	1,000	Acoustical wire to wood
AL312	5/16-in.	3-1/2-in.	Eye Lag	10	1-1/2-in	Type 17	Yellow Zinc		Eye-lag driver or pole tool	1,000	Acoustical wire to wood
AL400	1/4-in.	4-in.	Eye Lag	10	1-1/2-in	Type 17	Yellow Zinc		Eye-lag driver or pole tool	1,000	Acoustical wire to wood
AL500	1/4-in.	5-in.	Eye Lag	10	1-1/2-in	Type 17	Yellow Zinc		Eye-lag driver or pole tool	1,000	Acoustical wire to wood
AL600	1/4-in.	6-in.	Eye Lag	10	1-1/2-in	Type 17	Yellow Zinc		Eye-lag driver or pole tool	500	Acoustical wire to wood
H-3	1/4-in.	2-3/4-in.	Eye Lag	14	1-1/2-in	Sharp	Yellow Zinc	0.033-in.	Eye-lag driver or pole tool	1,000	Acoustical wire to metal up to 0.033-in.
JS1	1/4-in.	2-in.	Eye Lag	14	3/4-in	2	Yellow Zinc	0.220-in.	Eye-lag driver or pole tool	1,000	Acoustical wire to metal up to 0.220-in.
H-1	1/4-in.	3-1/4-in.	Eye Lag	14	2-in	2	Yellow Zinc	0.220-in.	Eye-lag driver or pole tool	1,000	Acoustical wire to metal up to 0.220-in.
H-2	1/4-in.	2-in.	Eye Lag	14	3/4-in	2	Clear Zinc	0.220-in.	Eye-lag driver or pole tool	1,000	Acoustical wire to metal up to 0.220-in.
H-4	1/4-in.	2-3/4-in.	Eye Lag	14	1-1/2-in	2	Yellow Zinc	0.220-in.	Eye-lag driver or pole tool	1,000	Acoustical wire to metal up to 0.220-in.

Prefix: V = 5-lb

Suffixes: Z = Clear Zinc, CZ = 100 Count Pack Clear Zinc, CP - 100 Count Pack







Description: Acoustical Eye Lag screws are used to attach acoustical ceiling wire to wood, light-gauge steel or heavy-gauge steel (see TABLE A - Maximum Total Drilling Thickness).

Directions: Use an eye lag driver or pole tool to install screws into wood, light-gauge steel or heavy gauge steel according to Table A using a standard screwgun. In metal applications, the fastener must penetrate beyond the metal a minimum of three full threads. The screws and ceiling wire must be installed vertically to ensure that the tension load is applied along the axis of the screw. H1, H2, H3, and H-4 have serrations under the collar to secure against the metal.

Corrosion: For Corrosion Resistance Testing Results, see TABLE B.

Certifications: All GRABBER® screw products are manufactured in facilities that are ISO 9001 certified.

**AEL - Acoustical Eye Lag**

Light-gauge metal	Heavy-gauge metal			Wood	
					
H-3 Yellow Zinc	H-2 Clear Zinc	H-1 and H-4 Yellow Zinc	JS1 Yellow Zinc	3ELZ, 4ELZ, and 5ELZ Clear Zinc	AL300, AL312, AL400, AL500, AL600 Yellow Zinc

**TABLE B**

CORROSION RESISTANCE TESTING RESULTS			
Finish	Test	Standard/Protocol	Results (minimum)
Clear Zinc	Salt Spray	ASTM B117	12 hours, no red rust
Yellow Zinc	Salt Spray	ASTM B117	24 hours, no red rust

NOTE: Salt Spray Testing (SST) results are not intended to predict corrosion resistance in real-world environments. The ASTM B117 standard for SST is recognized industry-wide as an effective tool to compare different metals and different metal coatings in a tightly controlled highly corrosive environment for specific periods of time. For more information about corrosion resistance, see the *Grabber Guide to Corrosion Resistance for Fasteners*.

Grabber's approved mills keep tight control over all production standards and processes. Grabber's mills are ISO 9001 ensuring Grabber fasteners meet or exceed the highest industry standards.

**TRADEMARKS:**

The following registered trademarks used herein are owned by Grabber Construction Products, Inc.:

GRABBER®

**NOTICE:**

We shall not be liable for incidental and consequential damages, directly or indirectly sustained, nor for any loss caused by application of these goods not in accordance with current printed instruction or for other than the intended use. Our Liability is expressly limited to replacement of defective goods. Any claim shall be deemed waived unless made in writing to us within thirty (30) days of the date it was or reasonably should have been discovered.