



FASTENER SOLUTIONS

PRODUCT GUIDE

www.grabberpro.com

GRABBER
CONSTRUCTION PRODUCTS

"The Professional's Choice"

TABLE OF CONTENTS

DRYWALL TO METAL	4		
Scavenger® head fine thread – drywall to light gauge metal attachment	4		
Bugle head fine thread – drywall to light gauge metal attachment	4		
Scavenger head drill point screws – drywall to heavy gauge metal attachment	4		
Bugle head drill point – drywall to heavy gauge metal attachment	5		
DRYWALL TO WOOD	6		
Scavenger head coarse thread – drywall to wood attachment	6		
Bugle head coarse thread – drywall to wood attachment	6		
Bugle head coarse thread – drywall to exterior wood attachment	7		
DRYWALL TO DRYWALL	7		
Bugle head drywall laminator – laminating drywall	7		
LIGHT GAUGE METAL FRAMING	7		
Pan framing head Vector point fine thread – metal to metal attachment	7		
Modified truss head Vector point fine thread – metal to metal attachment	8		
Scavenger head Vector point fine thread – metal to metal attachment	8		
Modified Truss head sharp point – lath to wood or metal attachment	8		
Flat pan head sharp point – metal to metal attachment	9		
Framecad™ flat pan head sharp point – metal to metal attachment	9		
METAL FRAMING	10		
Modified Truss head drill point – lath to metal attachment	10		
Pan head drill point – metal to metal attachment	10		
Pan framing head drill point – metal framing to metal attachment	11		
HEAVY GAUGE METAL FRAMING	11		
Flat pan head drill point – metal to metal attachment	11		
Framecad flat pan head drill point – metal to metal attachment	12		
Hex head sharp point – sheet metal	12		
Hex head drill point – metal to metal framing	12		
CEMENT BOARD TO WOOD, LIGHT OR HEAVY GAUGE METAL	13		
Flat wafer head sharp point – cement sheathing to wood attachment	13		
Flat wafer head drill point – cement sheathing to metal attachment	14		
Flat wafer head sharp point – high density sheathing to wood attachment	14		
Flat wafer head LOX® winged drill point – high density sheathing to metal attachment	14		
Flat wafer head winged drill point – high density sheathing to metal attachment	14		
PLYWOOD TO LIGHT GAUGE METAL	15		
Stabber flat head – sheathing to light gauge metal	15		
Plylite flat head – sheathing to light gauge metal	15		
SHEATHING TO HEAVY GAUGE METAL	16		
PLYLOCK® wafer head winged pilot point – plywood sheathing to metal attachment	16		
PLYLOCK wafer head pilot drill point – plywood to metal attachment	16		
PLYLOCK wafer head winged drill point – plywood to metal attachment	17		
PLYLOCK flat head drill point – plywood to steel joist attachment	17		
PLYLOCK winged drill point – plywood to metal attachment	17		
PLYLOCK flat head hi-lo thread – sheathing to steel joist attachment	18		
PLYLOCK flat head drill point – plywood to metal attachment	18		
WOOD TO WOOD OR METAL	19		
Trim head sharp point – wood to light gauge metal or wood	19		
Trim head drill point – wood to metal or wood attachment	19		
Flat head XGT – exterior deck and fence wood construction	20		
Trim head XGT – exterior wood general	20		
UltraPro Wood Screw – interior wood general	20		
UltraPro Wood Screw – exterior wood general	20		
Pan head cabinet screws – cabinets and general wood construction	21		
STAINLESS STEEL SCREWS	21		
Bugle head coarse thread – general wood to wood attachment	21		
Flat head coarse thread – deck and fence attachment	22		
Trim head fine thread sharp point – trim to wood or metal attachment	22		
WOOD TO WOOD FRAMING	22		
Hex head Lag-Master – general wood to wood attachment	22		
Flat head star Tie-Master – timber attachment	22		
DRYWALL NAILS	23		
SUPERDRIVE®	25		
SuperDrive tools	25		
SuperDrive Mach1™	26		
Collated application chart for SuperDrive	28		
ACOUSTICAL PRODUCTS	30		
Eye-lag screws – hanger wire attachment	30		
Eye-lag driver – ceiling attachment	30		
Eye-lag poles – ceiling attachment	31		
BITS AND BIT HOLDERS	31		
GRABBER ROCKER SCREW GUNS	33		
RAMSET® POWDER FASTENING SYSTEMS	33		
GRABBER TRACK TOOLS	35		
RAMSET GAS FASTENING SYSTEMS	36		
COATINGS AND FINISHES	37		
GRABBER BRANCH LOCATIONS	38		
REFERENCES AND ASSOCIATED STANDARDS	39		

GRABBER FASTENER APPLICATIONS

GRABBER HAS YOU COVERED

Grabber's extensive line of professional grade fasteners covers just about every fastener need in residential and commercial construction applications.

- Interior Grade Screws
- Exterior Grade Screws
- Light Gauge Metal Screws
- Heavy Gauge Metal Screws
- Stainless Steel Screws
- Cement Board Screws



GAUGE AND STEEL THICKNESS CROSS REFERENCE

CROSS REFERENCE: GAUGE & STEEL THICKNESS

GAUGE NUMBER ¹ (for reference only)	DESIGNATION THICKNESS ² (mil ³)
25	18
22	27
20 ⁴	30
20 ⁴	33
18	43
16	54
14	68
12	97
10	118

¹While gauge is still used in reference to cold-formed steel framing, it is an obsolete method of specifying thickness of cold-formed steel framing member types. Gauge numbers are a rough approximation of steel thickness, and it is recommended gauge not be used to order, design, or specify cold-formed steel framing products.

²These thickness equivalents listed do not conform to gauge systems used for other cold-formed sheet steel products (e.g. cladding, ductwork, and steel decking).

³Mil thickness is the minimum base steel thickness measured in 1/1000 inch. Minimum base steel thickness represents 95 percent of the design thickness.

⁴Typically, 20 gauge material has been furnished in two different thicknesses, 33 mil. for structural and 30 mil. for drywall (nonstructural) applications.



DRYWALL TO METAL

LIGHT GAUGE METAL DRYWALL

SCAVENGER® HEAD STREAKER®



Attaches gypsum board to 18-30 mil nonstructural steel. Unique Scavenger head helps reduce paper burrs. Gauge: 25 - 20. Refer to page 3 for a cross reference and more information about associated gauge.

- Scavenger head
- Fine thread
- No. 2 Phillips
- Gray phosphate

PART NO.	SIZE	WEIGHT	QTY	DESCRIPTION
168S	6 x 1-in	28-lb	10M	SCAVENGER HEAD, #2PHIL, FINE THREAD, GRAY PHOSPHATE
268S	6 x 1-1/8-in	32-lb	10M	SCAVENGER HEAD, #2PHIL, FINE THREAD, GRAY PHOSPHATE
368S	6 x 1-1/4-in	30-lb	8M	SCAVENGER HEAD, #2PHIL, FINE THREAD, GRAY PHOSPHATE
468S	6 x 1-5/8-in	22-lb	5M	SCAVENGER HEAD, #2PHIL, FINE THREAD, GRAY PHOSPHATE

Grabber's unique Scavenger head screws drive cleanly into drywall helping to reduce or eliminate paper burrs. As typical drywall screws are driven they tend to leave behind paper burrs. These paper burrs require more mud to cover and more sanding and finishing time, resulting in lost time and higher labor costs.



LIGHT GAUGE METAL DRYWALL

BUGLE HEAD STREAKER



Attaches gypsum board to wood or 18-30 mil nonstructural steel. Standard bugle head. Gauge: 25 - 20. Refer to page 3 for a cross reference and more information about associated gauge.

- Bugle head
- Fine thread
- No. 2 Phillips
- Gray phosphate

PART NO.	SIZE	WEIGHT	QTY	DESCRIPTION
168	6 x 1-in	28-lb	10M	BUGLE HEAD, #2PHIL, FINE THREAD, GRAY PHOSPHATE
268	6 x 1-1/8-in	32-lb	10M	BUGLE HEAD, #2PHIL, FINE THREAD, GRAY PHOSPHATE
368	6 x 1-1/4-in	30-lb	8M	BUGLE HEAD, #2PHIL, FINE THREAD, GRAY PHOSPHATE
468	6 x 1-5/8-in	22-lb	5M	BUGLE HEAD, #2PHIL, FINE THREAD, GRAY PHOSPHATE
768	6 x 2-in	22-lb	3.5M	BUGLE HEAD, #2PHIL, FINE THREAD, GRAY PHOSPHATE
868	7 x 2-1/4-in	20-lb	3M	BUGLE HEAD, #2PHIL, FINE THREAD, GRAY PHOSPHATE
968	8 x 2-1/2-in	20-lb	2.5M	BUGLE HEAD, #2PHIL, FINE THREAD, GRAY PHOSPHATE
1168	8 x 3-in	22-lb	2M	BUGLE HEAD, #2PHIL, FINE THREAD, GRAY PHOSPHATE
1268	10 x 3-1/2-in	17-lb	1M	BUGLE HEAD, #2PHIL, FINE THREAD, GRAY PHOSPHATE
1368	10 x 4-in	21-lb	1M	BUGLE HEAD, #2PHIL, FINE THREAD, GRAY PHOSPHATE
1468	10 x 4-1/2-in	23-lb	1M	BUGLE HEAD, #2PHIL, FINE THREAD, GRAY PHOSPHATE
1568	10 x 5-in	24-lb	1M	BUGLE HEAD, #2PHIL, FINE THREAD, GRAY PHOSPHATE
1768	10 X 6-in	28-lb	1M	BUGLE HEAD, #2PHIL, FINE THREAD, GRAY PHOSPHATE



Attaches gypsum board to wood or 18-30 mil nonstructural steel. Standard bugle head. Gauge: 25 - 20. Refer to page 3 for a cross reference and more information about associated gauge.

- Bugle head
- Fine thread
- No. 2 Phillips
- Clear Zinc

PART NO.	SIZE	WEIGHT	QTY	DESCRIPTION
168Z	6 x 1-in	28-lb	10M	BUGLE HEAD, #2PHIL, FINE THREAD, CLEAR ZINC
268Z	6 x 1-1/8-in	32-lb	10M	BUGLE HEAD, #2PHIL, FINE THREAD, CLEAR ZINC
368Z	6 x 1-1/4-in	30-lb	8M	BUGLE HEAD, #2PHIL, FINE THREAD, CLEAR ZINC
468Z	6 x 1-5/8-in	22-lb	5M	BUGLE HEAD, #2PHIL, FINE THREAD, CLEAR ZINC
768Z	6 x 2-in	22-lb	3.5M	BUGLE HEAD, #2PHIL, FINE THREAD, CLEAR ZINC
968Z	8 x 2-1/2-in	22-lb	2.5M	BUGLE HEAD, #2PHIL, FINE THREAD, CLEAR ZINC
1168Z	8 x 3-in	22-lb	2M	BUGLE HEAD, #2PHIL, FINE THREAD, CLEAR ZINC

HEAVY GAUGE METAL DRYWALL

SCAVENGER HEAD DRILLER



Attaches gypsum, insulation board, wood, etc. to 33-97 mil cold-formed steel. Unique Scavenger head helps reduce paper burrs. Gauge: 20 - 12. Refer to page 3 for a cross reference and more information about associated gauge.

- Scavenger head
- Drill point
- No. 2 Phillips
- Gray phosphate

PART NO.	SIZE	WEIGHT	QTY	DESCRIPTION
13S	6 x 1-in	33-lb	10M	SCAVENGER HEAD, #2PHIL, DRILL POINT, GRAY PHOSPHATE
135S	6 x 1-1/8-in	37-lb	10M	SCAVENGER HEAD, #2PHIL, DRILL POINT, GRAY PHOSPHATE
14S	6 x 1-1/4-in	33-lb	8M	SCAVENGER HEAD, #2PHIL, DRILL POINT, GRAY PHOSPHATE
15S	6 x 1-5/8-in	22-lb	5M	SCAVENGER HEAD, #2PHIL, DRILL POINT, GRAY PHOSPHATE
16S	6 x 1-7/8-in	26-lb	4M	SCAVENGER HEAD, #2PHIL, DRILL POINT, GRAY PHOSPHATE
30SS	8 x 2-3/8-in	28-lb	3M	SCAVENGER HEAD, #2PHIL, DRILL POINT, GRAY PHOSPHATE
30MS	8 x 2-5/8-in	20-lb	2M	SCAVENGER HEAD, #2PHIL, DRILL POINT, GRAY PHOSPHATE
30LS	8 x 3-in	22-lb	2M	SCAVENGER HEAD, #2PHIL, DRILL POINT, GRAY PHOSPHATE




SCAVENGER HEAD DRILLER



Attaches gypsum, insulation board, wood, etc. to 33-97 mil cold-formed steel. Unique Scavengerhead helps reduce paper burrs.

Gauge: 20 - 12. Refer to page 3 for a cross reference and more information about associated gauge.

- Scavenger head
- Drill point
- No. 2 Phillips
- Clear zinc



Attaches gypsum, insulation board, wood, etc. to 33-97 mil cold-formed steel. Unique Scavenger head helps reduce paper burrs.

Gauge: 20 - 12. Refer to page 3 for a cross reference and more information about associated gauge.

- Scavenger head
- Drill point
- No. 2 LOX
- Clear zinc




BUGLE HEAD DRILLER



Attaches sheathing, insulation board, wood, etc. to 33-97 mil cold-formed steel. Standard bugle head.

Gauge: 20 - 12. Refer to page 3 for a cross reference and more information about associated gauge.

- Bugle head
- Drill point
- No. 2 Phillips
- GrabberGard gray



Attaches sheathing, insulation board, wood, etc. to 33-97 mil cold-formed steel. Standard bugle head.

Gauge: 20 - 12. Refer to page 3 for a cross reference and more information about associated gauge.

- Bugle head
- Drill point
- No. 2 Phillips
- Clear zinc

PART NO.	SIZE	WEIGHT	QTY	DESCRIPTION
13SZ	6 x 1-in	33-lb	10M	SCAVENGER HEAD, #2PHIL, DRILL POINT, CLEAR ZINC
135SZ	6 x 1-1/8-in	37-lb	10M	SCAVENGER HEAD, #2PHIL, DRILL POINT, CLEAR ZINC
14SZ	6 x 1-1/4-in	33-lb	8M	SCAVENGER HEAD, #2PHIL, DRILL POINT, CLEAR ZINC
15SZ	6 x 1-5/8-in	22-lb	5M	SCAVENGER HEAD, #2PHIL, DRILL POINT, CLEAR ZINC
16SZ	6 x 1-7/8-in	26-lb	4M	SCAVENGER HEAD, #2PHIL, DRILL POINT, CLEAR ZINC
14SZ8	8 X 1-1/4-in	26-lb	6M	SCAVENGER HEAD, #2PHIL, DRILL POINT, CLEAR ZINC
30SSZ	8 x 2-3/8-in	28-lb	3M	SCAVENGER HEAD, #2PHIL, DRILL POINT, CLEAR ZINC
30MSZ	8 x 2-5/8-in	20-lb	2M	SCAVENGER HEAD, #2PHIL, DRILL POINT, CLEAR ZINC
30LSZ	8 x 3-in	22-lb	2M	SCAVENGER HEAD, #2PHIL, DRILL POINT, CLEAR ZINC

PART NO.	SIZE	WEIGHT	QTY	DESCRIPTION
14Z8LOX	8 X 1-1/4-in	29-lb	6M	SCAVENGER HEAD, LOX, DRILL POINT, CLEAR ZINC

PART NO.	SIZE	WEIGHT	QTY	DESCRIPTION
14RG	6 x 1-1/4-in	33-lb	8M	BUGLE HEAD, #2PHIL, DRILL POINT, GRABBERGARD
15RG	6 x 1-5/8-in	22-lb	5M	BUGLE HEAD, #2PHIL, DRILL POINT, GRABBERGARD
16RG	6 x 1-7/8-in	26-lb	4M	BUGLE HEAD, #2PHIL, DRILL POINT, GRABBERGARD
14RG8F	8 x 1-1/4in	30-lb	6M	BUGLE HEAD, #2PHIL, DRILL POINT, GRABBERGARD
30SRG	8 x 2-3/8-in	28-lb	3M	BUGLE HEAD, #2PHIL, DRILL POINT, GRABBERGARD
30MRG	8 x 2-5/8-in	20-lb	2M	BUGLE HEAD, #2PHIL, DRILL POINT, GRABBERGARD
30LRG	8 x 3-in	22-lb	2M	BUGLE HEAD, #2PHIL, DRILL POINT, GRABBERGARD
B10350SDRG	10 x 3-1/2-in	17-lb	1M	BUGLE HEAD, #2PHIL, DRILL POINT, GRABBERGARD
B10400SDRG	10 x 4-in	20-lb	1M	BUGLE HEAD, #2PHIL, DRILL POINT, GRABBERGARD
B10500SDRG	10 x 5-in	25-lb	1M	BUGLE HEAD, #2PHIL, DRILL POINT, GRABBERGARD
16RG8F	8 x 1-7/8-in	30-lb	4M	BUGLE HEAD, #2PHIL, DRILL POINT, GRABBERGARD

GrabberGard finish is a high-grade proprietary metal surface processing technology that prevents corrosion. Suitable for use in non-coastal areas with all pressure treated lumbers including ACQ.

PART NO.	SIZE	WEIGHT	QTY	DESCRIPTION
B10350SDZ	10 x 3-1/2-in	24-lb	1M	BUGLE HEAD, #2PHIL, DRILL POINT, CLEAR ZINC
B10400SDZ	10 x 4-in	20-lb	1M	BUGLE HEAD, #2PHIL, DRILL POINT, CLEAR ZINC
B10500SDZ	10 x 5-in	25-lb	1M	BUGLE HEAD, #2PHIL, DRILL POINT, CLEAR ZINC
14Z8LOX	8 x 1-1/4-in	31-lb	6M	BUGLE HEAD, #2LOX, DRILL POINT, CLEAR ZINC

HEAVY GAUGE METAL DRYWALL

HEAVY GAUGE METAL SHEATHING



DRYWALL TO WOOD

SCAVENGER HEAD GRABBER



Attaches gypsum board to wood. Unique Scavenger head helps reduce paper burrs.

- Scavenger head
- Coarse thread
- No. 2 Phillips
- Gray phosphate

PART NO.	SIZE	WEIGHT	QTY	DESCRIPTION
108	6 x 1-in	28-lb	10M	SCAVENGER HEAD, #2PHIL, COARSE THREAD, GRAY PHOSPHATE
208	6 x 1-1/8-in	32-lb	10M	SCAVENGER HEAD, #2PHIL, COARSE THREAD, GRAY PHOSPHATE
308	6 x 1-1/4-in	30-lb	8M	SCAVENGER HEAD, #2PHIL, COARSE THREAD, GRAY PHOSPHATE
408	6 x 1-5/8-in	22-lb	5M	SCAVENGER HEAD, #2PHIL, COARSE THREAD, GRAY PHOSPHATE
508	7 x 2-in	21-lb	3.5M	SCAVENGER HEAD, #2PHIL, COARSE THREAD, GRAY PHOSPHATE

BUGLE HEAD GRABBER



Attaches gypsum board to wood. Extra sharp point and threads make driving easier and provide better holding power.

- Bugle head
- Coarse thread
- No. 2 Phillips
- Gray phosphate

PART NO.	SIZE	WEIGHT	QTY	DESCRIPTION
100	6 x 1-in	29-lb	10M	BUGLE HEAD, #2PHIL, COARSE THREAD, GRAY PHOSPHATE
200	6 x 1-1/8-in	32-lb	10M	BUGLE HEAD, #2PHIL, COARSE THREAD, GRAY PHOSPHATE
300	6 x 1-1/4-in	33-lb	8M	BUGLE HEAD, #2PHIL, COARSE THREAD, GRAY PHOSPHATE
400	6 x 1-5/8-in	22-lb	5M	BUGLE HEAD, #2PHIL, COARSE THREAD, GRAY PHOSPHATE
500	7 x 2-in	21-lb	3.5M	BUGLE HEAD, #2PHIL, COARSE THREAD, GRAY PHOSPHATE
600	7 x 2-1/4-in	20-lb	3M	BUGLE HEAD, #2PHIL, COARSE THREAD, GRAY PHOSPHATE
900	8 x 2-1/2-in	25-lb	2.5M	BUGLE HEAD, #2PHIL, COARSE THREAD, GRAY PHOSPHATE
1100	8 x 3-in	22-lb	2M	BUGLE HEAD, #2PHIL, COARSE THREAD, GRAY PHOSPHATE
1200	10 x 3-1/2-in	17-lb	1M	BUGLE HEAD, #2PHIL, COARSE THREAD, GRAY PHOSPHATE
1300	10 x 4-in	20-lb	1M	BUGLE HEAD, #2PHIL, COARSE THREAD, GRAY PHOSPHATE



Ideal for general purpose interior soft wood to wood applications. Extra sharp point and threads make driving easier and provide better holding power.

- Bugle head
- Coarse thread
- No. 2 Phillips
- Yellow zinc

PART NO.	SIZE	WEIGHT	QTY	DESCRIPTION
100YZ	6 x 1-in	29-lb	10M	BUGLE HEAD, #2PHIL, COARSE THREAD, YELLOW ZINC
200YZ	6 x 1-1/8-in	32-lb	10M	BUGLE HEAD, #2PHIL, COARSE THREAD, YELLOW ZINC
300YZ	6 x 1-1/4-in	33-lb	8M	BUGLE HEAD, #2PHIL, COARSE THREAD, YELLOW ZINC
400YZ	6 x 1-5/8-in	22-lb	5M	BUGLE HEAD, #2PHIL, COARSE THREAD, YELLOW ZINC
500YZ	7 x 2-in	21-lb	3.5M	BUGLE HEAD, #2PHIL, COARSE THREAD, YELLOW ZINC
600YZ	7 x 2-1/4-in	20-lb	3M	BUGLE HEAD, #2PHIL, COARSE THREAD, YELLOW ZINC
900YZ	8 x 2-1/2-in	25-lb	2.5M	BUGLE HEAD, #2PHIL, COARSE THREAD, YELLOW ZINC
1100YZ	8 x 3-in	22-lb	2M	BUGLE HEAD, #2PHIL, COARSE THREAD, YELLOW ZINC
1200YZ	10 x 3-1/2-in	17-lb	1M	BUGLE HEAD, #2PHIL, COARSE THREAD, YELLOW ZINC
1300YZ	10 x 4-in	20-lb	1M	BUGLE HEAD, #2PHIL, COARSE THREAD, YELLOW ZINC



Attaches sheathing, insulation board, wood to wood. Standard bugle head.

Note: Staining may occur when using freshly cut lumber.

- Bugle head
- Coarse thread
- No. 2 Phillips
- GrabberGard gray

PART NO.	SIZE	WEIGHT	QTY	DESCRIPTION
100RG	6 x 1-in	30-lb	10M	BUGLE HEAD, #2PHIL, COARSE THREAD, GRABBERGARD
200RG	6 x 1-1/8-in	32-lb	10M	BUGLE HEAD, #2PHIL, COARSE THREAD, GRABBERGARD
300RG	6 x 1-1/4-in	33-lb	8M	BUGLE HEAD, #2PHIL, COARSE THREAD, GRABBERGARD
400RG	6 x 1-5/8-in	22-lb	5M	BUGLE HEAD, #2PHIL, COARSE THREAD, GRABBERGARD
500RG	7 x 2-in	21-lb	3.5M	BUGLE HEAD, #2PHIL, COARSE THREAD, GRABBERGARD
600RG	7 x 2-1/4-in	20-lb	3M	BUGLE HEAD, #2PHIL, COARSE THREAD, GRABBERGARD
900RG	8 x 2-1/2-in	25-lb	2.5M	BUGLE HEAD, #2PHIL, COARSE THREAD, GRABBERGARD
1100RG	8 x 3-in	22-lb	2M	BUGLE HEAD, #2PHIL, COARSE THREAD, GRABBERGARD
1200RG	10 x 3-1/2-in	17-lb	1M	BUGLE HEAD, #2PHIL, COARSE THREAD, GRABBERGARD
1300RG	10 x 4-in	20-lb	1M	BUGLE HEAD, #2PHIL, COARSE THREAD, GRABBERGARD

INTERIOR WOOD DRYWALL

EXTERIOR WOOD GENERAL




DRYWALL TO DRYWALL

BUGLE HEAD DRYWALL LAMINATOR



Laminates gypsum board. #10 laminator screws are also ideal for wood to wood connection.

- Bugle head
- Coarse thread
- No. 2 Phillips
- Gray phosphate



Laminates gypsum board. #10 laminator screws are also ideal for wood to wood connection.

- Bugle head
- Coarse thread
- No. 2 Phillips
- Clear zinc

PART NO.	SIZE	WEIGHT	QTY	DESCRIPTION
12	10 x 1-1/2-in	37-lb	5M	BUGLE HEAD, #2PHIL, COARSE THREAD, GRAY PHOSPHATE

Use with Grabber drywall adhesive, item number: GDWAW or GDWAV



PART NO.	SIZE	WEIGHT	QTY	DESCRIPTION
12Z	10 x 1-1/2-in	37-lb	5M	BUGLE HEAD, #2PHIL, COARSE THREAD, CLEAR ZINC

Use with Grabber drywall adhesive, item number: GDWAW or GDWAV



LAMINATING DRYWALL

LIGHT GAUGE METAL FRAMING

PAN FRAMING HEAD VECTOR POINT



- Pan Framing head
- Fine thread
- Vector point
- No. 2 Phillips
- Phosphate
- Faster seating
- Sharper/steeper angle point
- Faster penetration
- Better holding power

Pan Framing Head Vector point fasteners are designed for exceptionally fast driving into 18-30 mil nonstructural steel. Unique grip-tight, high torque pan framing head design. Gauge: 25 - 20. Refer to page 3 for a cross reference and more information about associated gauge.

PART NO.	SIZE	WEIGHT	QTY	DESCRIPTION
23V	7 x 7/16-in	35-lb	15M	PAN FRAMING HEAD, #2PHIL, VECTOR POINT, FINE THREAD

PRO-FIT recess for fewer cam-outs.



Serrated under surface for better holding power

Steep-angled point drives up to 50% faster than traditional metal framing fasteners

Vector sharp point for faster starts and quick penetration

LIGHT GAUGE METAL FRAMING



MODIFIED TRUSS HEAD VECTOR POINT




- Modified Truss head
- Fine thread
- Vector point
- No. 2 Phillips
- Clear zinc
- Faster seating
- Sharper/steeper angle point
- Faster penetration
- Better holding power

Modified Truss Head Vector point fasteners are designed for exceptionally fast driving into 18-30 mil nonstructural steel. Attaches lath to light gauge metal or wood.

Gauge: 25 - 20. Refer to page 3 for a cross reference and more information about associated gauge.

PART NO.	SIZE	WEIGHT	QTY	DESCRIPTION
31ZV	7 x 9/16-in	35-lb	10M	MODIFIED TRUSS HEAD, #2PHIL, VECTOR POINT, FINE THREAD



PRO-FIT recess for fewer cam-outs.

Steep-angled point drives up to 50% faster than traditional metal framing fasteners

Vector sharp point for faster starts and quick penetration

SCAVENGER HEAD VECTOR POINT



Attaches gypsum board to wood or 18-30 mil nonstructural steel. Unique Scavenger head helps reduce paper burrs.

Gauge: 25 - 20. Refer to page 3 for a cross reference and more information about associated gauge.

- Scavenger head
- Fine thread
- No. 2 Phillips
- Gray phosphate

PART NO.	SIZE	WEIGHT	QTY	DESCRIPTION
368SV	6 x 1-1/4-in	30-lb	8M	SCAVENGER HEAD, #2PHIL, VECTOR POINT, FINE THREAD, PHOSPHATE

Grabber's Vector screw significantly reduces drive time and increases productivity with its much sharper and steeper-angled point compared to traditional drywall fasteners. In a drive comparison with standard drywall fasteners, the Vector performed considerably better across the board in multiple drive test comparisons.

MODIFIED TRUSS HEAD STREAKER



Attaches metal lath to wood or to 18-30 mil nonstructural steel studs and framing.

Gauge: 25 - 20. Refer to page 3 for a cross reference and more information about associated gauge.

- Modified Truss Head
- Fine thread
- No. 2 Phillips
- Clear zinc

PART NO.	SIZE	WEIGHT	QTY	DESCRIPTION
3119Z	8 x 3/4-in	37-lb	10M	MODIFIED TRUSS HEAD, #2PHIL, FINE THREAD, CLEAR ZINC
31Z	8 x 9/16-in	37-lb	10M	MODIFIED TRUSS HEAD, #2PHIL, FINE THREAD, CLEAR ZINC
32Z	8 x 1-in	26-lb	5M	MODIFIED TRUSS HEAD, #2PHIL, FINE THREAD, CLEAR ZINC
33Z	8 x 1-1/4-in	31-lb	5M	MODIFIED TRUSS HEAD, #2PHIL, FINE THREAD, CLEAR ZINC
3138Z	8 x 1-1/2-in	21-lb	3M	MODIFIED TRUSS HEAD, #2PHIL, FINE THREAD, CLEAR ZINC
3140Z	8 x 1-5/8	22-lb	3M	MODIFIED TRUSS HEAD, #2PHIL, FINE THREAD, CLEAR ZINC
3151Z	8 x 2-in	22-lb	2.5M	MODIFIED TRUSS HEAD, #2PHIL, FINE THREAD, CLEAR ZINC
3163Z	8 x 2-1/2-in	27-lb	2.5M	MODIFIED TRUSS HEAD, #2PHIL, FINE THREAD, CLEAR ZINC
3176Z	8 x 3-in	12-lb	1M	MODIFIED TRUSS HEAD, #2PHIL, FINE THREAD, CLEAR ZINC
311038Z	10 x 1-1/2-in	36-lb	4M	MODIFIED TRUSS HEAD, #2PHIL, FINE THREAD, CLEAR ZINC



Attaches metal lath to wood or to 18-30 mil nonstructural steel studs and framing.

Gauge: 25 - 20. Refer to page 3 for a cross reference and more information about associated gauge.

- Modified Truss Head
- Fine thread
- No. 2 Phillips
- GrabberGard gray

PART NO.	SIZE	WEIGHT	QTY	DESCRIPTION
31RG	8 x 9/16-in	37-lb	10M	MODIFIED TRUSS HEAD, #2PHIL, FINE THREAD, GRABBERGARD
32RG	8 x 1-in	26-lb	5M	MODIFIED TRUSS HEAD, #2PHIL, FINE THREAD, GRABBERGARD
33RG	8 x 1-1/4-in	31-lb	5M	MODIFIED TRUSS HEAD, #2PHIL, FINE THREAD, GRABBERGARD
313BRG	8 x 1-1/2	21.82-lb	3M	MODIFIED TRUSS HEAD, #2PHIL, FINE THREAD, GRABBERGARD



FLAT PAN HEAD SHARP POINT



Flat pan head sharp point screws are designed for attaching 18-30 mil light gauge steel.
Gauge: 25 - 20. Refer to page 3 for a cross reference and more information about associated gauge.

- Flat Pan head
- Sharp point
- No. 2 LOX
- Yellow zinc



PART NO.	SIZE	WEIGHT	QTY	DESCRIPTION
FP101875SLVZ	10 x 3/4-in	33-lb	10M	FLAT PAN HEAD, LOX 2, SHARP POINT, YELLOW ZINC

LIGHT GAUGE METAL FRAMING

FRAMECAD™ FLAT PAN HEAD SHARP POINT



Attaches prepunched metal framing to 18 - 30 mil light gauge metal.
Gauge: 25 - 20. Refer to page 3 for a cross reference and more information about associated gauge.

- Flat Pan head
- X-Drive
- Sharp point
- Yellow zinc

PART NO.	SIZE	WEIGHT	QTY	DESCRIPTION
FP101875XSYZ	10 x 18-3/4-in	35-lb	8M	FLAT PAN HEAD, X-DRIVE, FINE THREAD STREAKER POINT, YELLOW ZINC

Bits: SCR1, SCR1002, SCR153, CF153X1

LIGHT GAUGE METAL FRAMING



Attaches prepunched metal framing to 18 - 30 mil light gauge metal.
Gauge: 25 - 20. Refer to page 3 for a cross reference and more information about associated gauge.

- Flat Pan head
- X-Drive
- Sharp point
- GrabberGard green

PART NO.	SIZE	WEIGHT	QTY	DESCRIPTION
FP101875XSG	10 x 18-3/4-in	37-lb	8M	FLAT PAN HEAD, X-DRIVE, FINE THREAD STREAKER POINT, GRABBERGARD

Bits: SCR1, SCR1002, SCR153, CF153X1



METAL FRAMING

HEAVY GAUGE METAL FRAMING

MODIFIED TRUSS HEAD DRILLER



Attaches framing or metal lathing to 33-97 mil cold-formed steel studs.
Gauge: 20 - 12. Refer to page 3 for a cross reference and more information about associated gauge.

Note: Super Point Type 3 Available in bulk. Part numbers: 234Z, 235Z, 236Z, and 237Z. Specific fasteners are listed in an ICC approval, ESR-1271. Check the report for listed item numbers.

- Modified Truss head
- Drill point
- No. 2 Phillips
- Clear zinc



PART NO.	SIZE	WEIGHT	QTY	DESCRIPTION
34Z	8 x 1/2-in	37-lb	10M	MODIFIED TRUSS HEAD, #2PHIL, DRILL POINT, CLEAR ZINC
35Z	8 x 1-in	27-lb	5M	MODIFIED TRUSS HEAD, #2PHIL, DRILL POINT, CLEAR ZINC
36Z	8 x 1-1/4-in	32-lb	5M	MODIFIED TRUSS HEAD, #2PHIL, DRILL POINT, CLEAR ZINC
37Z	8 x 1-5/8-in	32-lb	4M	MODIFIED TRUSS HEAD, #2PHIL, DRILL POINT, CLEAR ZINC
39Z	8 x 3-in	31-lb	1M	MODIFIED TRUSS HEAD, #2PHIL, DRILL POINT, CLEAR ZINC
234Z	8 x 1/2-in	37-lb	10M	MODIFIED TRUSS HEAD, #2PHIL, DRILL POINT, CLEAR ZINC
235Z	8 x 1-in	27-lb	5M	MODIFIED TRUSS HEAD, #2PHIL, DRILL POINT, CLEAR ZINC
236Z	8 x 1-1/4-in	32-lb	5M	MODIFIED TRUSS HEAD, #2PHIL, DRILL POINT, CLEAR ZINC
237Z	8 x 1-5/8-in	32-lb	4M	MODIFIED TRUSS HEAD, #2PHIL, DRILL POINT, CLEAR ZINC
238Z	8 x 2-1/2-in	31-lb	2.5M	MODIFIED TRUSS HEAD, #2PHIL, DRILL POINT, CLEAR ZINC
234Z10CW	10 x 3/4-in	34-lb	5M	MODIFIED TRUSS HEAD, #2PHIL, DRILL POINT, CLEAR ZINC
236Z10CW	10 x 1-1/4-in	34-lb	5M	MODIFIED TRUSS HEAD, #2PHIL, DRILL POINT, CLEAR ZINC
234Z12CW	12 x 3/4-in	34-lb	5M	MODIFIED TRUSS HEAD, #2PHIL, DRILL POINT, CLEAR ZINC
35Z10CW	10 x 1-in	N/A	4M	MODIFIED TRUSS HEAD, #2 PHIL, DRILL POINT, CLEAR ZINC
37Z10CW	10 x 1-1/2-in	37-lb	4M	MODIFIED TRUSS HEAD, #2 PHIL, DRILL POINT, CLEAR ZINC
240Z	10 x 3-1/2-in	20-lb	1M	MODIFIED TRUSS HEAD, #2 PHIL, DRILL POINT, CLEAR ZINC
241Z	10 x 4-in	19-lb	1M	MODIFIED TRUSS HEAD, #2 PHIL, DRILL POINT, CLEAR ZINC
242Z	10 x 5-in	15-lb	500	MODIFIED TRUSS HEAD, #2 PHIL, DRILL POINT, CLEAR ZINC

Grabber's SuperPoint premium lathing and framing fasteners feature sharper threads and drill points and are designed to meet the most demanding metal framing applications.

HEAVY GAUGE METAL FRAMING

PAN HEAD DRILLER



Framing screw for 33-97 mil cold-formed steel.
Gauge: 20 - 12. Refer to page 3 for a cross reference and more information about associated gauge.

- Pan head
- Drill point
- No. 2 Phillips
- Clear zinc



PART NO.	SIZE	WEIGHT	QTY	DESCRIPTION
20Z	8 x 1/2-in	33-lb	10M	PAN HEAD, #2PHIL, DRILL POINT, CLEAR ZINC
10058P3	10 x 5/8-in	38-lb	7.5M	PAN HEAD, #2PHIL, DRILL POINT, CLEAR ZINC
10050P	10 x 1/2-in	35-lb	7.5M	PAN HEAD, #2PHIL, DRILL POINT, CLEAR ZINC
10075P	10 x 3/4-in	29-lb	5M	PAN HEAD, #2PHIL, DRILL POINT, CLEAR ZINC
10075P3	10 x 3/4-in	29-lb	5M	PAN HEAD, #2PHIL, DRILL POINT, CLEAR ZINC



Framing screw for 33-97 mil cold-formed steel.
Gauge: 20 - 12. Refer to page 3 for a cross reference and more information about associated gauge.

- Pan head
- Drill point
- No. 2 Phillips
- GrabberGard gray



PART NO.	SIZE	WEIGHT	QTY	DESCRIPTION
10058P3RG	10 x 5/8-in	39-lb	7.5	PAN HEAD, #2PHIL, DRILL POINT, GRABBERGARD
10075P3RG	10 x 3/4-in	30-lb	5M	PAN HEAD, #2PHIL, DRILL POINT, GRABBERGARD



PAN FRAMING HEAD DRILLER



Framing screw for 33-97 mil cold-formed steel.
Gauge: 20 - 12. Refer to page 3 for a cross reference and more information about associated gauge.

- Pan framing head
- Drill point
- No. 2 Phillips
- Clear zinc



Framing screw for 33-97 mil cold-formed steel.
Gauge: 20 - 12. Refer to page 3 for a cross reference and more information about associated gauge.

- Pan framing head
- Drill point
- No. 2 Phillips
- Gray phosphate

PART NO.	SIZE	WEIGHT	QTY	DESCRIPTION
19Z	6 x 7/16-in	38-lb	15M	PAN FRAMING HEAD, #2PHIL, DRILL POINT, CLEAR ZINC

PART NO.	SIZE	WEIGHT	QTY	DESCRIPTION
19	6 x 7/16-in	38-lb	15M	PAN FRAMING HEAD, #2PHIL, DRILL POINT, GRAY PHOSPHATE

HEAVY GAUGE METAL FRAMING - SELF DRILLING SCREWS

FLAT PAN HEAD DRILLER



Flat pan head drill point fasteners designed for attaching 33-97 mil cold-formed steel. LOX recess for better driving performance. Unique grip-tight, high torque pan head design.
Gauge: 20 - 12. Refer to page 3 for a cross reference and more information about associated gauge.

- Flat Pan head
- Drill point
- No. 2 LOX
- Yellow zinc



PART NO.	SIZE	WEIGHT	QTY	DESCRIPTION
FP101875LYZ	10-18 x 3/4-in	42-lb	8M	FLAT PAN HEAD, LOX 2, YELLOW ZINC
FP102275LYZ	10-22 X 3/4-in	40-lb	8M	FLAT PAN HEAD, LOX 2, YELLOW ZINC
SP12125JBWZ	12-18 x 1-1/4-in	32-lb	10M	FLAT PAN HEAD, LOX 2, CLEAR ZINC

Specific fasteners are listed in an ICC approval, ESR-1271. Check the report for listed item numbers.



Flat pan head drill point fasteners designed for attaching 33-97 mil cold-formed steel. LOX recess for better driving performance. Unique grip-tight, high torque pan head design.
Gauge: 20 - 12. Refer to page 3 for a cross reference and more information about associated gauge.

- Flat Pan head
- Drill point
- No. 2 LOX
- Clear zinc



PART NO.	SIZE	WEIGHT	QTY	DESCRIPTION
FP121878JBWZ	12-18 x 7/8-in	43-lb	6M	FLAT PAN HEAD, LOX 2, CLEAR ZINC
SP12125JBWZ	12-18 x 1-1/4-in	32-lb	3.5M	FLAT PAN HEAD, LOX 2, CLEAR ZINC



FRAMECAD FLAT PAN HEAD DRILLER



Attaches prepunched metal framing to 33 mil or thicker heavy gauge metal.
Gauge: 20 - 12. Refer to page 3 for a cross reference and more information about associated gauge.

- Flat Pan head
- X-Drive
- Drill point
- Yellow zinc



Attaches prepunched metal framing to 33 mil or thicker heavy gauge metal.
Gauge: 20 - 12. Refer to page 3 for a cross reference and more information about associated gauge.

- Flat Pan head
- X-Drive
- Drill point
- GrabberGard green

PART NO.	SIZE	WEIGHT	QTY	DESCRIPTION
FP101875XDYZ	10-18 x 3/4-in	34-lb	8M	FRAMECAD FLAT PAN HEAD, X-DRIVE, DRILL POINT, YELLOW ZINC

Bits: SCR1, SCR1002, SCR153, CF153X1

PART NO.	SIZE	WEIGHT	QTY	DESCRIPTION
FP101875XDG	10-18 x 3/4-in	34-lb	8M	FRAMECAD FLAT PAN HEAD, X-DRIVE, DRILL POINT, GRABBERGARD

Bits: SCR1, SCR1002, SCR153, CF153X1

HEX HEAD STREAKER



High-torque washer head for fast framing and sheet metal work in 18-30 mil nonstructural steel. Use 1/4-in nutsetter.
Gauge: 25 - 20. Refer to page 3 for a cross reference and more information about associated gauge.

- Hex head
- Fine thread
- Clear zinc

PART NO.	SIZE	WEIGHT	QTY	DESCRIPTION
25Z	8 x 9/16-in	33-lb	10M	HEX HEAD, FINE THREAD, CLEAR ZINC

HEX HEAD DRILLER



Attaches fixtures, backup plates, door frames and lathers channel to structural studs, metal checks, etc. in 33-97 mil cold-formed steel.
Gauge: 20 - 12. Refer to page 3 for a cross reference and more information about associated gauge.

- Hex head
- Fine thread
- GrabberGard gray



PART NO.	SIZE	WEIGHT	QTY	DESCRIPTION
10075H3RG	10 x 3/4-in	34-lb	5M	#10 HEX HEAD DRILLER, GRABBERGARD
10150H3RG	10 x 1-1/2-in	34-lb	3.5M	#10 HEX HEAD DRILLER, GRABBERGARD
12075H3RG	12 x 3/4-in	35-lb	5M	#12 HEX HEAD DRILLER, GRABBERGARD
12150H3RG	12 x 1-1/2-in	35-lb	3.5M	#12 HEX HEAD DRILLER, GRABBERGARD
1224150H4RG	12-24 x 1-1/2-in	33-lb	2.5M	#12 HEX HEAD DRILLER, GRABBERGARD
1224200H4RG	12-24 x 2-in	36-lb	2M	#12 HEX HEAD DRILLER, GRABBERGARD
1224125H5RG	12-24 x 1-1/4-in	36-lb	2M	#12 HEX HEAD DRILLER, GRABBERGARD
1224150H5RG	12-24 x 1-1/2-in	33-lb	2.5M	#12 HEX HEAD DRILLER, SLOTTED SHANK, GRABBERGARD
1224200H5RG	12-24 x 2-in	N/A	2M	#12 HEX HEAD DRILLER, SLOTTED SHANK, GRABBERGARD
1224250H5RG	12-24 x 2-1/2-in	41-lb	2M	#12 HEX HEAD DRILLER, GRABBERGARD
1224300H5RG	12-24 x 3-in	N/A	1M	#12 HEX HEAD DRILLER, GRABBERGARD
1420150H5RG	14-20 X 1-1/2-in	36-lb	2M	#14 HEX HEAD DRILLER, GRABBERGARD

Specific fasteners are listed in an ICC approval, ESR-1271. Check the report for listed item numbers.



Attaches fixtures, backup plates, door frames and lathers channel to structural studs in 33-97 mil cold-formed steel.

Gauge: 20 - 12. Refer to page 3 for a cross reference and more information about associated gauge.

- Hex head
- Drill point
- Clear zinc



Grabber's #10, #12 & #14 zinc-plated drill point fasteners are manufactured in ISO 9001 factories,

PART NO.	SIZE	WEIGHT	QTY	DESCRIPTION
H10050H3	10 x 1/2-in	34-lb	5M	#10 HIGH HEX HEAD DRILLER, CLEAR ZINC
H10075H3	10 x 3/4-in	30-lb	5M	#10 HIGH HEX HEAD DRILLER, CLEAR ZINC
H10100H3	10 x 1-in	37-lb	5M	#10 HIGH HEX HEAD DRILLER, CLEAR ZINC
H10125H3	10 x 1-1/4-in	33-lb	5M	#10 HIGH HEX HEAD DRILLER, CLEAR ZINC
H10150H3	10 x 1-1/2-in	35-lb	3.5M	#10 HIGH HEX HEAD DRILLER, CLEAR ZINC
H10200H3	10 x 2-in	31-lb	3M	#10 HIGH HEX HEAD DRILLER, CLEAR ZINC
H12075H3	12 x 3/4-in	40-lb	5M	#12 HIGH HEX HEAD DRILLER, CLEAR ZINC
H12100H3	12 x 1-in	40-lb	3.5M	#12 HIGH HEX HEAD DRILLER, CLEAR ZINC
H12125H3	12 x 1-1/4-in	34-lb	3.5M	#12 HIGH HEX HEAD DRILLER, CLEAR ZINC
H12150H3	12 x 1-1/2-in	35-lb	3.5M	#12 HIGH HEX HEAD DRILLER, CLEAR ZINC
H12200H3	12 x 2-in	32-lb	3.5M	#12 HIGH HEX HEAD DRILLER, CLEAR ZINC
H12250H3	12 x 2-1/2-in	30-lb	2M	#12 HIGH HEX HEAD DRILLER, CLEAR ZINC
H12300H3	12 x 3-in	22-lb	1M	#12 HIGH HEX HEAD DRILLER, CLEAR ZINC
H1224125H4	12-24 x 1-1/4-in	50-lb	3M	#12-24 HIGH HEX HEAD DRILLER, CLEAR ZINC
H1224200H4	12-24 x 2-in	50-lb	2M	#12-24 HIGH HEX HEAD DRILLER, CLEAR ZINC

PART NO.	SIZE	WEIGHT	QTY	DESCRIPTION
08050H3	8 x 1/2-in	37-lb	10M	#8 HEX HEAD DRILLER, CLEAR ZINC
08058H3	8 x 5/8-in	37-lb	10M	#8 HEX HEAD DRILLER, CLEAR ZINC
08075H3	8 x 3/4-in	42-lb	10M	#8 HEX HEAD DRILLER, CLEAR ZINC
08100H3	8 x 1-in	38-lb	7.5M	#8 HEX HEAD DRILLER, CLEAR ZINC
08125H3	8 x 1-1/4-in	35-lb	5M	#8 HEX HEAD DRILLER, CLEAR ZINC
08200H3	8 x 2-in	32-lb	3M	#8 HEX HEAD DRILLER, CLEAR ZINC
H10050H3	10 x 1/2-in	34-lb	5M	#10 HEX HEAD DRILLER, CLEAR ZINC
H10058H3	10 x 5/8-in	41-lb	7.5M	#10 HEX HEAD DRILLER, CLEAR ZINC
H10075H3	10 x 3/4-in	30-lb	5M	#10 HEX HEAD DRILLER, CLEAR ZINC
H10100H3	10 x 1-in	37-lb	5M	#10 HEX HEAD DRILLER, CLEAR ZINC
H10125H3	10 x 1-1/4-in	33-lb	5M	#10 HEX HEAD DRILLER, CLEAR ZINC
H10150H3	10 x 1-1/2-in	35-lb	3.5M	#10 HEX HEAD DRILLER, CLEAR ZINC
H10200H3	10 x 2-in	31-lb	3M	#10 HEX HEAD DRILLER, CLEAR ZINC
H12075H3	12 x 3/4-in	40-lb	5M	#12 HEX HEAD DRILLER, CLEAR ZINC
H12100H3	12 x 1-in	40-lb	3.5M	#12 HEX HEAD DRILLER, CLEAR ZINC
H12125H3	12 x 1-1/4-in	34-lb	3.5M	#12 HEX HEAD DRILLER, CLEAR ZINC
H12150H3	12 x 1-1/2-in	35-lb	3.5M	#12 HEX HEAD DRILLER, CLEAR ZINC
H12200H3	12 x 2-in	32-lb	3.5M	#12 HEX HEAD DRILLER, CLEAR ZINC
H12250H3	12 x 2-1/2-in	30-lb	2M	#12 HEX HEAD DRILLER, CLEAR ZINC
H12300H3	12 x 3-in	22-lb	1M	#12 HEX HEAD DRILLER, CLEAR ZINC
H12350H3	12 x 3-1/2-in	21-lb	1M	#12 HEX HEAD DRILLER, CLEAR ZINC
H14075H3	14 x 3/4-in	61-lb	5M	#14 HEX HEAD DRILLER, CLEAR ZINC
H14100H3	14 x 1-in	52-lb	3.5M	#14 HEX HEAD DRILLER, CLEAR ZINC
H14125H3	14 x 1-1/4-in	35-lb	2M	#14 HEX HEAD DRILLER, CLEAR ZINC
H14150H3	14 x 1-1/2-in	33-lb	2M	#14 HEX HEAD DRILLER, CLEAR ZINC
H14200H3	14 x 2-in	34-lb	1.5M	#14 HEX HEAD DRILLER, CLEAR ZINC
H14250H3	14 x 2-1/2-in	33-lb	2M	#14 HEX HEAD DRILLER, CLEAR ZINC
H14300H3	14 x 3-in	22-lb	2M	#14 HEX HEAD DRILLER, CLEAR ZINC
H14400H4	14 x 4-in	21-lb	.5M	#14 HEX HEAD DRILLER, CLEAR ZINC
H122478H4	12-24 x 7/8-in	50-lb	3.5M	#12-24 HEX HEAD DRILLER, CLEAR ZINC
H1224125H4	12-24 x 1-1/4-in	50-lb	3M	#12-24 HEX HEAD DRILLER, CLEAR ZINC
H1224125H5	12-24 x 1-1/4-in	33-lb	3M	#12 HEX HEAD DRILLER, CLEAR ZINC
H1224200H5SL	12-24 x 2-in	33-lb	2M	#12 HEX HEAD DRILLER, SLOTTED SHANK, CLEAR ZINC

HEAVY GAUGE METAL GENERAL

CEMENT BOARD TO WOOD, LIGHT OR HEAVY GAUGE METAL

FLAT WAFER HEAD



Attaches cement board to light gauge metal (18-30 mil nonstructural steel) or wood. Features a .40 diameter head and GrabberGard exterior coating.

Gauge: 25 - 20. Refer to page 3 for a cross reference and more information about associated gauge.

- Flat wafer head
- ASTM B117 1500 hours
- Alternating thread
- No. 2 Phillips
- GrabberGard gray

PART NO.	SIZE	WEIGHT	QTY	DESCRIPTION
GCB8125HL	8 x 1-1/4-in	37-lb	5M	FLAT WAFER HEAD, #2PHIL, ALT THREAD, GRABBERGARD
GCB8158HL	8 x 1-5/8-in	31-lb	4M	FLAT WAFER HEAD, #2PHIL, ALT THREAD, GRABBERGARD
GCB8238HL	8 x 2-3/8-in	31-lb	3M	FLAT WAFER HEAD, #2PHIL, ALT THREAD, GRABBERGARD
GCB10350HL	10 x 3-1/2-in	31-lb	2M	FLAT WAFER HEAD, #2PHIL, ALT THREAD, GRABBERGARD

CEMENT BOARD SHEATHING



CEMENT BOARD SHEATHING

FLAT WAFER HEAD



Attaches cement board to steel (33 -97 mil). Features a .40 diameter head and GrabberGard exterior coating. Gauge: 20 - 12. Refer to page 3 for a cross reference and more information about associated gauge.

- Flat wafer head
- ASTM B117 1500 hours
- Drill point
- No. 2 Phillips
- GrabberGard gray

PART NO.	SIZE	WEIGHT	QTY	DESCRIPTION
GCB8125SD	8 x 1-1/4-in	29-lb	5M	FLAT WAFER HEAD, #2PHIL, SELF DRILL, GRABBERGARD
GCB8158SD	8 x 1-5/8-in	29-lb	4M	FLAT WAFER HEAD, #2PHIL, SELF DRILL, GRABBERGARD
GCB8238SD	8 x 2-3/8-in	29-lb	3M	FLAT WAFER HEAD, #2PHIL, SELF DRILL, GRABBERGARD
GCB10350SD	10 x 3-1/2-in	29-lb	2M	FLAT WAFER HEAD, #2PHIL, SELF DRILL, GRABBERGARD

HIGH DENSITY SHEATHING

FLAT WAFER HEAD



Attaches high density sheathing to light gauge metal (18-30 mil nonstructural steel) or wood. Features .375 diameter head and GrabberGard exterior coating. Gauge: 25 - 20. Refer to page 3 for a cross reference and more information about associated gauge.

- Flat wafer head
- Fine thread
- No. 2 LOX
- GrabberGard gray



PART NO.	SIZE	WEIGHT	QTY	DESCRIPTION
GHS8114LG	8 x 1-1/4-in	26-lb	5M	FLAT WAFER HEAD, LOX 2, FINE THREAD, GRABBERGARD
GHS8158LG	8 x 1-5/8-in	29-lb	4M	FLAT WAFER HEAD, LOX 2, FINE THREAD, GRABBERGARD
GHS8238LG	8 x 2-3/8-in	27-lb	3M	FLAT WAFER HEAD, LOX 2, FINE THREAD, GRABBERGARD
CGHM8200LG	8 x 2-in	10-lb	1M	FLAT WAFER HEAD, LOX 2, SELF DRILL, GRABBERGARD

HIGH DENSITY SHEATHING

FLAT WAFER HEAD



Attaches high density sheathing and fiber cement siding to heavy gauge metal (33 -97 mil). Features a .375 diameter head and GrabberGard exterior coating. Gauge: 20 - 12. Refer to page 3 for a cross reference and more information about associated gauge.

- Flat wafer head
- Winged drill point
- No. 2 LOX
- GrabberGard gray



PART NO.	SIZE	WEIGHT	QTY	DESCRIPTION
GH8114LG	8 x 1-1/4-in	26-lb	5M	FLAT WAFER HEAD, #2LOX, WINGED DRILLER, GRABBERGARD
GH8158LG	8 x 1-5/8-in	25-lb	4M	FLAT WAFER HEAD, #2LOX, WINGED DRILLER, GRABBERGARD
GH8238LG	8 x 2-3/8-in	31-lb	3M	FLAT WAFER HEAD, #2LOX, WINGED DRILLER, GRABBERGARD

HIGH DENSITY SHEATHING

FLAT WAFER HEAD WINGED DRILLER



Attaches high density sheathing to steel (33 -97 mil). Features a .375 diameter head and GrabberGard exterior coating. Gauge: 20 - 12. Refer to page 3 for a cross reference and more information about associated gauge.

- Flat wafer head
- Winged drill point
- No. 2 Phillips
- GrabberGard gray

PART NO.	SIZE	WEIGHT	QTY	DESCRIPTION
8125SDW	8 x 1-1/4-in	27-lb	5M	FLAT WAFER HEAD, #2PHIL, WINGED DRILLER, GRABBERGARD
8158SDW	8 x 1-5/8-in	27-lb	4M	FLAT WAFER HEAD, #2PHIL, WINGED DRILLER, GRABBERGARD



PLYWOOD TO LIGHT GAUGE METAL

STABBER® FLAT HEAD



Attaches sheathing and subfloor to light gauge metal or wood.
Gauge: 25 - 20. Refer to page 3 for a cross reference and more information about associated gauge.

- Flat head
- No. 2 LOX
- Streaker point
- Yellow zinc



PART NO.	SIZE	WEIGHT	QTY	DESCRIPTION
S8150JBWYZ	8 x 1-1/2-in	35-lb	3.5M	FLAT HEAD, #2 LOX, STREAKER POINT, YELLOW ZINC
CS8150L3YZ	8 x 1-1/2-in	9-lb	1M	FLAT HEAD, #2 LOX, STREAKER POINT, YELLOW ZINC
CS8175LYZ	8 x 1-3/4-in	9-lb	1M	FLAT HEAD, #2 LOX, STREAKER POINT, YELLOW ZINC
CS8200JBWYZ	8 x 2-in	10-lb	1M	FLAT HEAD, #2 LOX, STREAKER POINT, YELLOW ZINC
CS8250JBWYZ	8 x 2-1/2-in	12-lb	1M	FLAT HEAD, #2 LOX, STREAKER POINT, YELLOW ZINC



Attaches sheathing and subfloor to light gauge metal or wood.
Gauge: 25 - 20. Refer to page 3 for a cross reference and more information about associated gauge.

- Flat head
- No. 2 LOX
- Streaker point
- GrabberGard gray



PART NO.	SIZE	WEIGHT	QTY	DESCRIPTION
C10158JBWG2	10 x 1-5/8-in	9-lb	1M	FLAT HEAD, #2 LOX, STREAKER POINT, GRABBERGARD
CS8175LRG	7 x 2-in	9-lb	1M	FLAT HEAD, #2 LOX, STREAKER POINT, GRABBERGARD

PLYLITE FLAT HEAD



"The miracle fastener" Attaches and countersinks plywood, plywood sheathing, dense board, slat-wall, OSB & FRP to 18-30 mil nonstructural steel.

Gauge: 25 - 20. Refer to page 3 for a cross reference and more information about associated gauge.

- Flat head
- PLYLITE threaded point
- No. 2 Phillips
- Yellow zinc

PART NO.	SIZE	WEIGHT	QTY	DESCRIPTION
GPLY150	7 x 1-1/2-in	35-lb	7.5M	FLAT HEAD, #2 PHILLIPS RECESS, YELLOW ZINC
GPLY200	7 x 2-in	31-lb	5M	FLAT HEAD, #2 PHILLIPS RECESS, YELLOW ZINC
GPLY275	7 x 2-3/4-in	25-lb	7.5M	FLAT HEAD, #2 PHILLIPS RECESS, YELLOW ZINC

LIGHT GAUGE METAL SHEATHING

LIGHT GAUGE METAL SHEATHING

SHEATHING TO HEAVY GAUGE METAL

PLYLOCK WAFER HEAD WINGED



Attaches 3/16-in to 3/4-in plywood to 33-97 mil cold-formed steel.
Gauge: 20 - 12. Refer to page 3 for a cross reference and more information about associated gauge.

- Wafer head
- No. 3 winged drill point
- No. 2 Phillips
- Clear zinc

PART NO.	SIZE	WEIGHT	QTY	DESCRIPTION
101716W3	10 x 1-7/16-in	39-lb	4M	WAFER HEAD WINGED 3PT DRILLER, #2PHIL, CLEAR ZINC
10150WSDZ	10 x 1-1/2-in	34-lb	3.5M	WAFER HEAD WINGED 3PT DRILLER, #2PHIL, CLEAR ZINC
10175WSDZ	10 x 1-3/4-in	34-lb	3.5M	WAFER HEAD WINGED 3PT DRILLER, #2PHIL, CLEAR ZINC
12200FW3	12 x 2-in	33-lb	2M	WAFER HEAD WINGED 3PT DRILLER, #2PHIL, CLEAR ZINC
12250FW3	12 x 2-1/2-in	30-lb	1.5M	WAFER HEAD WINGED 3PT DRILLER, #2PHIL, CLEAR ZINC
12275FW4	12 x 2-3/4-in	22-lb	1M	WAFER HEAD WINGED 3PT DRILLER, #3PHIL, CLEAR ZINC
14275FW3	14 x 2-3/4-in	30-lb	1M	WAFER HEAD WINGED 3PT DRILLER, #3PHIL, CLEAR ZINC



Attaches 3/16-in to 3/4-in plywood to 33-97 mil cold-formed steel.
Gauge: 20 - 12. Refer to page 3 for a cross reference and more information about associated gauge.

- Wafer head
- No. 3 winged drill point
- No. 2 Phillips
- GrabberGard gray

PART NO.	SIZE	WEIGHT	QTY	DESCRIPTION
101716W3RG	10 x 1-7/16-in	39-lb	4M	WAFER HEAD WINGED 3PT DRILLER, #2PHIL, GRABBERGARD
12200FW3RG	12 x 2-in	33-lb	2M	WAFER HEAD WINGED 3PT DRILLER, #3PHIL, GRABBERGARD
12250FW3RG	12 x 2-1/2-in	31-lb	1.5M	WAFER HEAD WINGED 3PT DRILLER, #3PHIL, GRABBERGARD
12275FW3RG	12 x 2-3/4-in	23-lb	1M	WAFER HEAD WINGED 3PT DRILLER, #3PHIL, GRABBERGARD
14300FW4RG	14 x 3-in	32-lb	1M	WAFER HEAD WINGED 3PT DRILLER, #3PHIL, GRABBERGARD
14325FW4RG	14 x 3-1/4-in	34-lb	1M	WAFER HEAD WINGED 3PT DRILLER, #3PHIL, GRABBERGARD
14350FW4RG	14 x 3-1/2-in	37-lb	500	WAFER HEAD WINGED 3PT DRILLER, #3PHIL, GRABBERGARD
14375FW4RG	14 x 3-3/4-in	20-lb	500	WAFER HEAD WINGED 3PT DRILLER, #3PHIL, GRABBERGARD

PLYLOCK WAFER HEAD DRILLER



Attaches 3/16-in to 3/4-in plywood to 33-97 mil cold-formed steel.
Gauge: 20 - 12. Refer to page 3 for a cross reference and more information about associated gauge.

- Wafer head
- No. 3 pilot drill point
- No. 2 Phillips
- Clear zinc

PART NO.	SIZE	WEIGHT	QTY	DESCRIPTION
101716	10 x 1-7/16-in	39-lb	4M	WAFER HEAD PILOT 3 PT DRILLER, #2PHIL, CLEAR ZINC



Attaches 3/16-in to 3/4-in plywood to 33-97 mil cold-formed steel.
Gauge: 20 - 12. Refer to page 3 for a cross reference and more information about associated gauge.

- Wafer head
- No. 3 pilot drill point
- No. 2 Phillips
- GrabberGard gray

PART NO.	SIZE	WEIGHT	QTY	DESCRIPTION
101716	10 x 1-7/16-in	39-lb	4M	WAFER HEAD PILOT 3 PT DRILLER, #2PHIL, GRABBERGARD



PLYLOCK WAFER HEAD DRILLER



Attaches 3/16-in to 3/4-in plywood to 33-97 mil cold-formed steel.
Gauge: 20 - 12. Refer to page 3 for a cross reference and more information about associated gauge.

- Wafer head
- No. 4 winged drill point
- No. 2 Phillips
- Clear zinc



Attaches 3/16-in to 3/4-in plywood to 33-97 mil cold-formed steel.
Gauge: 20 - 12. Refer to page 3 for a cross reference and more information about associated gauge.

- Wafer head
- No. 4 winged drill point
- No. 2 Phillips
- Clear zinc

PART NO.	SIZE	WEIGHT	QTY	DESCRIPTION
10158W4	10 x 1-5/8-in	39-lb	4M	WAFER HEAD NO 4 WINGED DRILLER, #2PHIL, CLEAR ZINC

PART NO.	SIZE	WEIGHT	QTY	DESCRIPTION
10158W4	10 x 1-5/8-in	39-lb	4M	WAFER HEAD NO 4 WINGED DRILLER, #2PHIL, CLEAR ZINC

PLYLOCK FLAT HEAD



Attaches 3/8-in to 1-in plywood to steel joist 33-97 mil cold-formed steel.
Gauge: 20 - 12. Refer to page 3 for a cross reference and more information about associated gauge.

- Flat head
- No. 3 pilot drill point
- No. 2 Phillips
- Clear zinc

PART NO.	SIZE	WEIGHT	QTY	DESCRIPTION
P8516F3	8 x 1-5/16-in	30lb	6M	FLAT HEAD PILOT POINT DRILLER, #2PHIL, 3 PT, CLEAR ZINC
P81516F3	8 x 1-15/16-in	31lb	4m	FLAT HEAD PILOT POINT DRILLER, #2PHIL, 3 PT, CLEAR ZINC

PLYLOCK FLAT HEAD



Attaches 3/8-in to 1-in plywood to steel joist 33-97 mil cold-formed steel.
Gauge: 20 - 12. Refer to page 3 for a cross reference and more information about associated gauge.

- Flat head
- No. 3 winged drill point
- No. 2 Phillips
- Clear zinc

PART NO.	SIZE	WEIGHT	QTY	DESCRIPTION
12200FW3	12 x 2-in	33-lb	2M	FLAT HEAD WINGED DRILLER, #3PHIL, 3 PT, CLEAR ZINC
12225FW3	12 x 2-1/4-in	30-lb	2M	FLAT HEAD WINGED DRILLER, #3PHIL, 3 PT, CLEAR ZINC
12250FW3	12 x 2-1/2-in	33-lb	1.5M	FLAT HEAD WINGED DRILLER, #3PHIL, 3 PT, CLEAR ZINC
12275FW3	12 x 2-3/4-in	33-lb	1M	FLAT HEAD WINGED DRILLER, #3PHIL, 3 PT, CLEAR ZINC
14275FW3	14 x 2-3/4-in	33-lb	1M	FLAT HEAD WINGED DRILLER, #3PHIL, 3 PT, CLEAR ZINC

HEAVY GAUGE METAL SHEATHING

HEAVY GAUGE METAL SHEATHING

HEAVY GAUGE METAL SHEATHING



Attaches 1-in or thicker, plywood to 54-118 mil cold-formed steel.
Gauge: 16 - 10. Refer to page 3 for a cross reference and more information about associated gauge.

- Flat head
- No. 3 winged drill point
- No. 3 Phillips
- GrabberGard gray

PART NO.	SIZE	WEIGHT	QTY	DESCRIPTION
12200FW3RG	12 x 2-in	33-lb	2M	FLAT HEAD WINGED DRILLER, #3PHIL, 3 PT, GRABBERGARD
12250FW3RG	12 x 2-1/2-in	30-lb	1.5M	FLAT HEAD WINGED DRILLER, #3PHIL, 3 PT, GRABBERGARD
12275FW3RG	12 x 2-3/4-in	30-lb	1M	FLAT HEAD WINGED DRILLER, #3PHIL, 3 PT, GRABBERGARD
14325FW4RG	14 x 3-1/4-in	34-lb	.9M	FLAT HEAD WINGED DRILLER, #3PHIL, 3 PT, GRABBERGARD
14350FW4RG	14 x 3-1/2-in	34-lb	.5M	FLAT HEAD WINGED DRILLER, #3PHIL, 3 PT, GRABBERGARD
14375FW4RG	14 x 3-3/4-in	34-lb	.5M	FLAT HEAD WINGED DRILLER, #3PHIL, 3 PT, GRABBERGARD

PLYLOCK FLAT HEAD HI-LO THREAD



Attaches Sheathing/Sure-Board® to steel joist 33-97 mil cold-formed steel.
Gauge: 20 - 12. Refer to page 3 for a cross reference and more information about associated gauge.

- Flat head
- No. 3 winged drill point
- No. 2 LOX
- Yellow zinc



PART NO.	SIZE	WEIGHT	QTY	DESCRIPTION
C10175L3YZE	10 x 1-3/4-in	11-lb	1M	FLAT HEAD WINGED DRILLER, #3LOX, HI-LO THREAD, YELLOW ZINC
10200L3YZE	10 x 2-in	40-lb	3.5M	FLAT HEAD WINGED DRILLER, #3LOX, HI-LO THREAD, YELLOW ZINC
C10250L3YZE	10 x 2-1/2-in	15-lb	1M	FLAT HEAD WINGED DRILLER, #3LOX, HI-LO THREAD, YELLOW ZINC



Attaches Sheathing/Sure-Board® to steel joist 33-97 mil cold-formed steel.
Gauge: 20 - 12. Refer to page 3 for a cross reference and more information about associated gauge.

- Flat head
- No. 3 winged drill point
- No. 2 LOX
- GrabberGard gray



PART NO.	SIZE	WEIGHT	QTY	DESCRIPTION
C10200L3GE	10 x 2-in	12-lb	1M	FLAT HEAD WINGED DRILLER, #3LOX, HI-LO THREAD, GRABBERGARD

PLYLOCK FLAT HEAD



Attaches 1-in or thicker, plywood to 54-118 mil cold-formed steel.
Gauge: 16 - 10. Refer to page 3 for a cross reference and more information about associated gauge.

- Flat head
- No. 3 pilot drill point
- No. 2 LOX
- Clear zinc



PART NO.	SIZE	WEIGHT	QTY	DESCRIPTION
M175SDZJBW	8 x 1-3/4-in	30-lb	4M	FLAT HEAD PILOT POINT DRILLER, #2LOX, 3PT, CLEAR ZINC
M10178SDZJBW	10 X 1-7/8-IN	29-lb	3M	FLAT HEAD PILOT POINT DRILLER, #2LOX, 3PT, CLEAR ZINC



Attaches 1-in or thicker, plywood to 54-118 mil cold-formed steel.
Gauge: 16 - 10. Refer to page 3 for a cross reference and more information about associated gauge.

- Flat head
- No. 3 pilot drill point
- No. 2 LOX
- GrabberGard gray

PART NO.	SIZE	WEIGHT	QTY	DESCRIPTION
CM10178JBWRG	10 x 1-7/16-in	11-lb	1M	FLAT HEAD PILOT POINT DRILLER, #2LOX, 3PT, GRABBERGARD
CMG158SD	8 x 1-5/8-in	8-lb	1M	FLAT HEAD PILOT POINT DRILLER, #2LOX, 3PT, GRABBERGARD

WOOD TO WOOD OR METAL

TRIM HEAD STREAKER



Attaches interior wood to light gauge metal (18 - 30 mil) and wood. Streaker point means quick and easy penetration while the smaller, less noticeable head provides a finished look.
Gauge: 25 - 20. Refer to page 3 for a cross reference and more information about associated gauge.

- Trim head
- No. 1 square recess
- Gray phosphate

PART NO.	SIZE	WEIGHT	QTY	DESCRIPTION
17S100	7 x 1-in	29-lb	10M	TRIM HEAD, #1SQ, FINE THREAD, GRAY PHOSPHATE
17S	7 x 1-5/8-in	49-lb	10M	TRIM HEAD, #1SQ, FINE THREAD, GRAY PHOSPHATE
18S	7 x 2-1/4-in	34-lb	5M	TRIM HEAD, #1SQ, FINE THREAD, GRAY PHOSPHATE
17S76	8 x 3-in	21-lb	2M	TRIM HEAD, #1SQ, FINE THREAD, GRAY PHOSPHATE



Attaches interior wood to light gauge metal (18 - 30 mil) and wood. Streaker point means quick and easy penetration while the smaller, less noticeable head provides a finished look.
Gauge: 25 - 20. Refer to page 3 for a cross reference and more information about associated gauge.

- Trim head
- No. 1 square recess
- GrabberGard gray

PART NO.	SIZE	WEIGHT	QTY	DESCRIPTION
17S76RG	8 x 3-in	21-lb	2M	TRIM HEAD, #1SQ, FINE THREAD, GRABBERARD

TRIM HEAD DRILLER



Attaches wood trim over single or double layer gypsum board to 33-54 mil cold-formed steel.
Gauge: 20 - 16. Refer to page 3 for a cross reference and more information about associated gauge.

- Trim head
- Drill point
- No. 1 square recess
- Gray phosphate

PART NO.	SIZE	WEIGHT	QTY	DESCRIPTION
17SD	7 x 1-5/8-in	28-lb	5M	TRIM HEAD, #1SQ, DRILL POINT, GRAY PHOSPHATE
18SD	7 x 2-1/4-in	29-lb	4M	TRIM HEAD, #1SQ, DRILL POINT, GRAY PHOSPHATE
17SD76	8 x 3-in	22-lb	2M	TRIM HEAD, #1SQ, DRILL POINT, GRAY PHOSPHATE

LIGHT GAUGE METAL TRIM

HEAVY GAUGE METAL TRIM



EXTERIOR WOOD GENERAL

XGT WOOD SCREW



Dependable performance in most wood to wood applications.

Note: Staining may occur when using freshly cut lumber.

- Flat head
- Star recess
- Draw-Tite shank
- QuickGrab point
- GrabberGard gray

PART NO.	SIZE	WEIGHT	QTY	DESCRIPTION
G6125G	6 x 1-1/4-in	30-lb	5M	FLAT HEAD, STAR T20, COARSE THREAD, GrabberGard gray
G6150G	6 x 1-1/2-in	32-lb	4M	FLAT HEAD, STAR T20, COARSE THREAD, GrabberGard gray
G7200G	7 x 2-in	33-lb	4M	FLAT HEAD, STAR T20, COARSE THREAD, GrabberGard gray
G8225G	8 x 2-1/4-in	33-lb	3M	FLAT HEAD, STAR T20, COARSE THREAD, GrabberGard gray
G8250G	8 x 2-1/4-in	33-lb	2.5M	FLAT HEAD, STAR T20, COARSE THREAD, GrabberGard gray
G8300G	8 x 3-in	22-lb	2M	FLAT HEAD, STAR T20, COARSE THREAD, GrabberGard gray
G9300G	9 x 3-in	20 lb	2M	FLAT HEAD, STAR T20, COARSE THREAD, GrabberGard gray
G10350G	10 x 3-1/2-in	23 lb	1M	FLAT HEAD, STAR T25, COARSE THREAD, GrabberGard gray
G10400G	10 x 4-in	22 lb	1M	FLAT HEAD, STAR T25, COARSE THREAD, GrabberGard gray
G10500G	10 x 5-in	21 lb	1M	FLAT HEAD, STAR T25, COARSE THREAD, GrabberGard gray

EXTERIOR WOOD GENERAL

XGT WOOD SCREW



Dependable performance in most wood to wood applications.

Note: Staining may occur when using freshly cut lumber.

- Trim head
- Star recess
- Draw-Tite shank
- QuickGrab point
- GrabberGard gray

PART NO.	SIZE	WEIGHT	QTY	DESCRIPTION
G7158G	7 x 1-5/8-in	30-lb	5M	TRIM HEAD, STAR T15, COARSE THREAD, GrabberGard gray
G7225G	7 x 2-1/4-in	32-lb	3M	TRIM HEAD, STAR T15, COARSE THREAD, GrabberGard gray
G78300G	8 x 3-in	33-lb	2M	TRIM HEAD, STAR T20, COARSE THREAD, GrabberGard gray

EXTERIOR WOOD GENERAL

ULTRAPRO WOOD SCREW



The ultimate screw for interior and exterior wood to wood connection.

Note: Staining may occur when using freshly cut lumber.

- Scavenger II head
- No. 2 LOX
- Draw-Tite threads
- Ultracut threads
- QuickGrab point
- GrabberGard gold



PART NO.	SIZE	WEIGHT	QTY	DESCRIPTION
U8125G	8 x 1-1/4-in	30-lb	4.5M	FLAT HEAD, #2 LOX, COARSE THREAD, GRABBERGARD GOLD
U8150G	8 x 1-1/2-in	32-lb	3.5M	FLAT HEAD, #2 LOX, COARSE THREAD, GRABBERGARD GOLD
U8200G	8 x 2-in	33-lb	2.5M	FLAT HEAD, #2 LOX, COARSE THREAD, GRABBERGARD GOLD
U9250G	9 x 2-1/2-in	22-lb	2M	FLAT HEAD, #2 LOX, COARSE THREAD, GRABBERGARD GOLD
U10300G	10 x 3-in	21-lb	1.5M	FLAT HEAD, #2 LOX, COARSE THREAD, GRABBERGARD GOLD
U10350G	10 x 3-1/2-in	20-lb	1.5M	FLAT HEAD, #2 LOX, COARSE THREAD, GRABBERGARD GOLD
U10400G	10 x 4-in	20-lb	1M	FLAT HEAD, #2 LOX, COARSE THREAD, GRABBERGARD GOLD
U10450G	10 x 4-1/2-in	20-lb	1M	FLAT HEAD, #2 LOX, COARSE THREAD, GRABBERGARD GOLD
U10500G	10 x 5-in	20-lb	1M	FLAT HEAD, #2 LOX, COARSE THREAD, GRABBERGARD GOLD

INTERIOR WOOD GENERAL

ULTRAPRO WOOD SCREW



The ultimate screw for interior wood to wood connection.

Note: Staining may occur when using freshly cut lumber.

- Scavenger II head
- No. 2 LOX
- Draw-Tite threads
- Ultracut threads
- QuickGrab point
- Yellow zinc coating



PART NO.	SIZE	WEIGHT	QTY	DESCRIPTION
U8125Y	8 x 1-1/4-in	30-lb	4.5M	FLAT HEAD, #2 LOX, COARSE THREAD, YELLOW ZINC
U8150Y	8 x 1-1/2-in	32-lb	3.5M	FLAT HEAD, #2 LOX, COARSE THREAD, YELLOW ZINC
U8200Y	8 x 2-in	33-lb	2.5M	FLAT HEAD, #2 LOX, COARSE THREAD, YELLOW ZINC
U9250Y	9 x 2-1/2-in	22-lb	2M	FLAT HEAD, #2 LOX, COARSE THREAD, YELLOW ZINC
U10300Y	10 x 3-in	21-lb	1.5M	FLAT HEAD, #2 LOX, COARSE THREAD, YELLOW ZINC
U10350Y	10 x 3-1/2-in	20-lb	1.5M	FLAT HEAD, #2 LOX, COARSE THREAD, YELLOW ZINC
U10400Y	10 x 4-in	20-lb	1M	FLAT HEAD, #2 LOX, COARSE THREAD, YELLOW ZINC
U10450Y	10 x 4-1/2-in	20-lb	1M	FLAT HEAD, #2 LOX, COARSE THREAD, YELLOW ZINC
U10500Y	10 x 5-in	20-lb	1M	FLAT HEAD, #2 LOX, COARSE THREAD, YELLOW ZINC



PAN HEAD CABINET SCREWS



Pan head screw used for joining together cabinet face frames. Type 17 point provides easy penetration and minimal expansion of material.

- Pan head
- Type 17 point
- No. 2 square recess
- Gray phosphate



Pan head screw used for joining together cabinet face frames. Type 17 point provides easy penetration and minimal expansion of material.

- Pan head
- Type 17 point
- No. 2 Phillips recess
- Gray phosphate

PART NO.	SIZE	WEIGHT	QTY	DESCRIPTION
90204	6 x 1-1/4-in	24-lb	10M	PAN HEAD, #2 SQUARE, TP17 POINT, PHOSPHATE
9020	6 x 1-1/2-in	44-lb	5M	PAN HEAD, #2 SQUARE, TP17 POINT, PHOSPHATE

PART NO.	SIZE	WEIGHT	QTY	DESCRIPTION
90-4	6 x 1-1/4-in	44-lb	10M	PAN HEAD, #2 PHILLIPS, TP17 POINT, PHOSPHATE
90	6 x 1-1/2-in	24-lb	5M	PAN HEAD, #2 PHILLIPS, TP17 POINT, PHOSPHATE

STAINLESS STEEL

302 S/STEEL BUGLE HEAD SCREW



302 heavy-duty #10 stainless steel designed specifically for application in redwood, cedar & pressure treated lumber.

- Bugle head
- Type 17 point
- No. 2 square recess
- 302 stainless steel

PART NO.	SIZE	WEIGHT	QTY	DESCRIPTION
10200SSQ	10 x 2-in	36-lb	3.5M	BUGLE HEAD WOOD SCREW, #2SQ, TP17, 302 S/STEEL
10250SSQ	10 x 2-1/2-in	26-lb	2.5M	BUGLE HEAD WOOD SCREW, #2SQ, TP17, 302 S/STEEL
10300SSQ	10 x 3-in	22-lb	2M	BUGLE HEAD WOOD SCREW, #2SQ, TP17, 302 S/STEEL

302 S/STEEL BUGLE HEAD SCREW



302 heavy-duty #10 stainless steel designed specifically for application in redwood, cedar & pressure treated lumber.

- Bugle head
- Type 17 point
- No. 2 Phillips recess
- 302 stainless steel

PART NO.	SIZE	WEIGHT	QTY	DESCRIPTION
10200SS	10 x 2-in	36-lb	3.5M	BUGLE HEAD WOOD SCREW, #2PHIL, TP17, 302 S/STEEL
10250SS	10 x 2-1/2-in	26-lb	2.5M	BUGLE HEAD WOOD SCREW, #2PHIL, TP17, 302 S/STEEL
10300SS	10 x 3-in	22-lb	2M	BUGLE HEAD WOOD SCREW, #2PHIL, TP17, 302 S/STEEL

INTERIOR WOOD CABINET

STAINLESS STEEL DECK & FENCE

STAINLESS STEEL DECK & FENCE



STAINLESS STEEL DECK & FENCE

305 STAINLESS STEEL FLAT HEAD SCREW



305 stainless steel, flat head, star drive screws designed for deck and fence fastening where additional corrosion protection is needed. Pre-drill holes for best results.

- Flat head
- Type 17 point
- Star recess
- 305 stainless steel

PART NO.	SIZE	WEIGHT	QTY	DESCRIPTION
GTST125	8 x 1-1/4-in	30-lb	5M	FLAT HEAD WOOD SCREW, STAR T20, TP17, 305 S/STEEL
GTST150	8 x 1-1/2-in	32-lb	4M	FLAT HEAD WOOD SCREW, STAR T20, TP17, 305 S/STEEL
GTST200	8 x 2-in	33-lb	3M	FLAT HEAD WOOD SCREW, STAR T20, TP17, 305 S/STEEL
GTST250	10 x 2-1/2-in	24-lb	2M	FLAT HEAD WOOD SCREW, STAR T25, TP17, 305 S/STEEL
GTST300	10 x 3-in	21-lb	1.5M	FLAT HEAD WOOD SCREW, STAR T25, TP17, 305 S/STEEL
GTST350	10 x 3-1/2-in	20-lb	1M	FLAT HEAD WOOD SCREW, STAR T25, TP17, 305 S/STEEL
GTST400	10 x 4-in	20-lb	1M	FLAT HEAD WOOD SCREW, STAR T25, TP17, 305 S/STEEL

STAINLESS STEEL DECK & FENCE

305 S/S TRIM HEAD DECK SCREW



305 stainless steel, trim head, star drive, fine thread screws designed for fastening decks and trim to light gauge steel or wood. Pre-drill holes for best results.

- Trim head
- Type 17 point
- Star recess
- 305 stainless steel

PART NO.	SIZE	WEIGHT	QTY	DESCRIPTION
GTSTR158	7 x 1-5/8-in	36-lb	5M	TRIM HEAD WOOD SCREW, T15 STAR, TP17, 305 S/STEEL
GTSTR225	7 x 2-1/4-in	26-lb	3M	TRIM HEAD WOOD SCREW, T15 STAR, TP17, 305 S/STEEL
GTSTR300	8 x 3-in	22-lb	2M	TRIM HEAD WOOD SCREW, T20 STAR, TP17, 305 S/STEEL

WOOD TO WOOD FRAMING

STRUCTURAL FRAMING FASTENERS

LAG-MASTER



Multi-purpose wood fastener for general wood construction such as laminated beams, under-deck connections, dimensional lumber and timber framing.

Lag-Master and Tie-Master: TWO FASTENERS FOR ALL YOUR STRUCTURAL WOOD FRAMING NEEDS.

- ICC-ES 3531
- 3/8-in Hex head
- Type 17 point
- Draw-Tite shank
- Mechanical Galvanized

PART NO.	SIZE	COUNT	DESCRIPTION
GLM312	14 x 3-1/2-in	BULK, 500-CT	HEX HEAD, COARSE THREAD, TYPE 17 POINT, MECH.GALVANIZED
GLM400	14 x 4-in	BULK, 500-CT	HEX HEAD, COARSE THREAD, TYPE 17 POINT, MECH.GALVANIZED
GLM412	14 x 4-1/2-in	BULK, 500-CT	HEX HEAD, COARSE THREAD, TYPE 17 POINT, MECH.GALVANIZED
GLM500	14 x 5-in	BULK, 500-CT	HEX HEAD, COARSE THREAD, TYPE 17 POINT, MECH.GALVANIZED
GLM600	14 x 6-in	BULK, 500-CT	HEX HEAD, COARSE THREAD, TYPE 17 POINT, MECH.GALVANIZED



TIE-MASTER



Multi-purpose wood fastener for general wood construction such as laminated beams, under-deck connections, dimensional lumber, decks, docks, boardwalks and timber framing.

Tie-Master and Lag-Master: Two fasteners for all your structural wood framing needs.

- ICC-ES 3531
- Flat head
- Star recess
- Type 17 point
- Draw-Tite shank
- Mechanical Galvanized

PART NO.	SIZE	COUNT	DESCRIPTION
GTIE4	14 X 4-in	BULK, 500-CT	FLAT HEAD, COARSE THREAD, TYPE 17, STAR T40, MECH.GALVANIZED
GTIE412	14 X 4-1/2-in	BULK, 500-CT	FLAT HEAD, COARSE THREAD, TYPE 17, STAR T40, MECH.GALVANIZED
GTIE5	14 X 5-in	BULK, 500-CT	FLAT HEAD, COARSE THREAD, TYPE 17, STAR T40, MECH.GALVANIZED
GTIE6	14 X 6-in	BULK, 500-CT	FLAT HEAD, COARSE THREAD, TYPE 17, STAR T40, MECH.GALVANIZED
GTIE8	14 X 8-in	BULK, 500-CT	FLAT HEAD, COARSE THREAD, TYPE 17, STAR T40, MECH.GALVANIZED
GTIE10	14 X 10-in	BULK, 500-CT	FLAT HEAD, COARSE THREAD, TYPE 17, STAR T40, MECH.GALVANIZED
GTIE12	14 X 12-in	BULK, 500-CT	FLAT HEAD, COARSE THREAD, TYPE 17, STAR T40, MECH.GALVANIZED

DRYWALL NAILS

SMOOTH SHANK CUP HEAD



For attaching drywall to wood framing. Smooth shank design. Extra sharp long diamond point reduces the possibility of drywall cracking. Cupped saucer head is designed to countersink into drywall. The phosphate coating reduces possible chemical reaction with joint compound.

- Cup Head
- Smooth shank
- Phosphate
- Long sharp diamond point (LSDP)

PART NO.	SIZE	WEIGHT	QTY
DWCH1316	13 GA x 19/64 HD x 1-3/16-in	50-LB	BOX
DWCH138	13 GA x 19/64 HD x 1-3/8-in	50-LB	BOX
DWCH158	13 GA x 19/64 HD x 1-5/8-in	50-LB	BOX
DWCH178	13 GA x 19/64 HD x 1-7/8-in	50-LB	BOX
DWCH1386	12.5 GA x 11/32 HD x 1-3/8-in	50-LB	BOX
DWCH1386-25	12.5 GA x 11/32 HD x 1-3/8-in	25-LB	BOX
DWCH1586	12.5 GA x 11/32 HD x 1-5/8-in	50-LB	BOX
DWCH1786	12.5 GA x 11/32 HD x 1-7/8-in	50-LB	BOX
DWCH2386	11.5 GA x 3/8 HD x 2-3/8-in	50-LB	BOX

RING SHANK



For attaching drywall to wood framing. Ring shank design reduces back out and nail pops. Extra sharp long diamond point reduces the possibility of drywall cracking.

- Ring shank
- Bright finish
- Long sharp diamond point (LSDP)

PART NO.	SIZE	WEIGHT	QTY
DWAT125	12.5 GA x 11/32 x 1-1/4-in	50-LB	BOX
DWAT138	12.5 GA x 11/32 x 1-3/8-in	50-LB	BOX
DWAT158	12.5 GA x 11/32 x 1-5/8-in	50-LB	BOX
DWAT200	12.5 GA x 11/32 x 2-in	50-LB	BOX
DWAT125-25	12.5 GA x 11/32 x 1-1/4-in	25-LB	BOX

SMOOTH SHANK CEMENT-COATED



For attaching drywall to wood framing. Smooth shank design. Extra sharp long diamond point reduces the possibility of drywall cracking.

- Smooth shank
- Cement coated
- Long sharp diamond point (LSDP)

PART NO.	SIZE	WEIGHT	QTY
DWCC125H	12.5 GA x 11/32 x 1-1/4-in	50-LB	BOX
DWCC138	13 GA x 3/8 x 1-3/8-in	50-LB	BOX
DWCC138-25	13 GA x 3/8 x 1-3/8-in	25-LB	BOX
DWCC200	13 GA x 3/8 x 2-in	50-LB	BOX

SMOOTH SHANK VINYL-COATED



For attaching drywall to wood framing. Smooth shank design. Extra sharp long diamond point reduces the possibility of drywall cracking. Vinyl coating helps prevent pullouts.

- Smooth shank
- Vinyl coated
- Long sharp diamond point (LSDP)

PART NO.	SIZE	WEIGHT	QTY
DWVC158	12.5 GA x 19/64 x 1-5/8-in	50-LB	BOX
DWVC200	12.5 GA x 19/64 x 2-in	50-LB	BOX

RING SHANK CUP HEAD



For attaching drywall to wood framing. Ring shank design reduces back out and nail pops. Extra sharp long diamond point reduces the possibility of drywall cracking.

- Cupped head
- Ring shank
- Phosphate coated
- Long sharp diamond point (LSDP)

PART NO.	SIZE	WEIGHT	QTY
DWCH138RS	13 GA x 19/64 HD x 1-3/8-in	50-LB	BOX

TENSION PIN



Tension Pins are tempered steel designed for attaching clips, hangers, furring strips, etc. to concrete blocking.

- Flat head
- Smooth shank
- Bright finish
- 30 degree point

PART NO.	SIZE	WEIGHT	QTY
TP118	14 x 1-1/8-in	50-LB	BOX

This line includes several nail types including common, vinyl, box, finish, casing, sinker, roofing, drywall, flooring, and masonry, among many other nails.

These drywall nails are designed to meet the requirements in ASTM C514 Standard Specification for Nails for the Application of Gypsum Board.



SUPERDRIVE® TOOLS

SuperDrive®

GRABBER SuperDrive® N7 Series



PART NO.	DESCRIPTION	WORKS WITH	BIT TIPS
SDN7M1	N7 SERIES ATTACHMENT - MAKITA CORDED AND CORDLESS	FS4200, FS4300, XSF03, XSF04	(BIT - CF155 W/E-RING)
SDN7D1	N7 SERIES ATTACHMENT - ROCKER SCREW GUNS AND DEWALT CORDED	4060, 4063, DW272, DW266, DW274K	(BIT - CF155 W/E-RING)
SDN7D2B	N7 SERIES ATTACHMENT- DEWALT CORDLESS	DCF620M2 or DCF620D2	(BIT - CF155)
SDN7M18	N7 SERIES ATTACHMENT - MILWAUKEE CORDLESS	2866 M18 FUEL	(BIT - CF155)



- SDN7M1 for use with Makita XSF03, FS4200 and FS4300



- SDN7D2B for use with DeWalt DCF620M2, DCF620D2 and DFC630



- SDN7D1 for use with Rocker 4060, 4063 and DeWalt DW272, DW266, DW274K



- SDN7M18 for use with Milwaukee 2866 M18 FUEL

The SuperDrive N7, is a light weight easy-to-use automated fastening tool designed to work with your favorite driver. N7 works with DeWalt, Makita, and Milwaukee drivers.

SUPERDRIVE N7 HEAD WITH DRYWALL CLIP FEATURES:

- Quick adjustment for fastener length from 3/4-in - 2-3/16-in
- Use with screw diameters from #6 - #12
- Simple design, easy to service
- Compact and lightweight industrial-strength design
- SureLock fine depth control adjustment
- Works with DeWalt, Makita, and Milwaukee drivers

RECOMMENDED APPLICATIONS:

- Drywall and Sheathing to Wood or Metal
- Light or Heavy Gauge Metal
- Sub-floor
- Wood to Wood

SuperDrive® 55 Series



FEATURES AND BENEFITS:

- Use for any screw application from 1-in - 2-in
- Use with screw diameters from #6 - #12
- Simple design, easy to service
- Compact and lightweight industrial design
- SureLock fine depth control adjustment
- Extra long bit life with patented LOX® bits

RECOMMENDED APPLICATIONS:

- Drywall and Sheathing to Wood or Metal
- Metal to Metal
- Light or Heavy Gauge Metal
- Sub-floor
- Wood to Wood

PART NO.	DESCRIPTION
CW55G	SUPERDRIVE ATTACHMENT HEAD WITH DRYWALL CLIP
CW55F	SUPERDRIVE ATTACHMENT HEAD WITH FEEDTRACK



SUPERDRIVE TOOLS

SuperDrive®

GRABBER SuperDrive MACH1™



In steel framing construction, precision and speed are critical. Every second counts and that's where the Grabber SuperDrive Mach1™ comes in.

The SuperDrive Mach1 is the first collated system truly designed to meet the demands of onsite and offsite steel framing construction, offering unparalleled speed, precision, and efficiency. It's the perfect solution for professionals who are looking to enhance productivity, improve installer safety and reduce material waste.

FEATURES AND BENEFITS:

- No Slip Tip
- Reversible (R or L) feed track
- SureLock Fine Depth Adjustment
- Coupler allows LED pass-through
- Quick removal strap
- Compact and durable design
- 7/16" - 7/8" screw length options

RECOMMENDED APPLICATIONS:

- Stud and track connections
- Ridge connections
- Flat strapping
- Web stiffeners
- Box beam headers
- Cripple stud connections
- Resilient channel
- Bracing, blocking, clips
- In-line framing



PART NO.	DESCRIPTION
SDIM10	DEWALT DRIVER
SDIM1M	MAKITA DRIVER
SDIM1ML1	MILWAUKEE 2853 DRIVER
SDIM1ML2	MILWAUKEE 2953 DRIVER
CF124	PHILLIPS BITS (WORKS WITH C23V & C34DZ COLLATED SCREWS)
CF124LN	LOX BITS (WORKS WITH CFP COLLATED SCREWS)

SuperDrive® 75 Series



FEATURES AND BENEFITS:

- Use for any screw application from 5/8-in - 3-in
- Use with screw diameters from #6 - #12
- Simple design, easy to service
- Compact and lightweight industrial design
- Most versatile tool on the market
- Set and forget depth control system
- Extra long bit life with patented LOX bits

RECOMMENDED APPLICATIONS:

- Sub-floor/deck/dock
- Roof tile
- Wood to metal
- Drywall and sheathing
- Wood to wood construction

PART NO. DESCRIPTION

PART NO.	DESCRIPTION
CW75F	SUPERDRIVE 75 ATTACHMENT WITH FEED TRACK
SDEXT18	EXTENSION ROD AND COUPLER
EXT520	DRIVE SHAFT
DHHLO3A	HANDLE

SuperDrive® 80 Series



Use with your choice of DeWalt, Makita, Metabo or as pictured here with Grabber Rocker power tool.

FEATURES AND BENEFITS:

- Compact
- Light weight
- Low profile
- Use for any screw application from 3/4-in - 1-1/4-in
- Fine depth control adjustment
- Drywall clip (pictured) or feedtrack options

RECOMMENDED APPLICATIONS:

- Drywall and sheathing to wood or metal
- Metal to metal

PART NO. DESCRIPTION

PART NO.	DESCRIPTION
SDDW	SUPERDRIVE 80 ATTACHMENT WITH FEEDTRACK CLIP

SuperDrive® 85 Series



Use with your choice of DeWalt, Makita, Metabo or as pictured here with Grabber Rocker power tool.

FEATURES AND BENEFITS:

- Compact
- Light weight
- Low profile
- Use for any screw application from 3/4-in - 7/8-in
- Fine depth control adjustment
- Drywall clip or feedtrack (pictured) options

RECOMMENDED APPLICATIONS:

- Sheathing to wood or metal
- Metal to metal


PART NO. DESCRIPTION

PART NO.	DESCRIPTION
SDFD	SUPERDRIVE 85 ATTACHMENT WITH FEEDTRACK CLIP



WOOD & METAL FRAME - RESIDENTIAL COLLATED SCREW APPLICATIONS

1 BUGLE HEAD GRABBER



- Bugle head
- Coarse thread
- No. 2 Phillips
- Gray phosphate

SIZE	ITEM NO.	COUNT
6 x 1-1/4-in	C300	1,000
6 x 1-5/8-in	C400	1,000
7 x 2-in	C500	1,000
8 x 2-1/2-in	C900	1,000

Attaches gypsum board and wood to wood. Extra sharp point and threads make driving easier and provide better holding power.



- Bugle head
- Coarse thread
- No. 2 Phillips
- Yellow zinc

SIZE	ITEM NO.	COUNT
6 x 1-1/4-in	C300YZ	1,000
6 x 1-5/8-in	C400YZ	1,000

Ideal for general purpose interior soft wood to wood applications. Extra sharp point and threads make driving easier and provide better holding power.

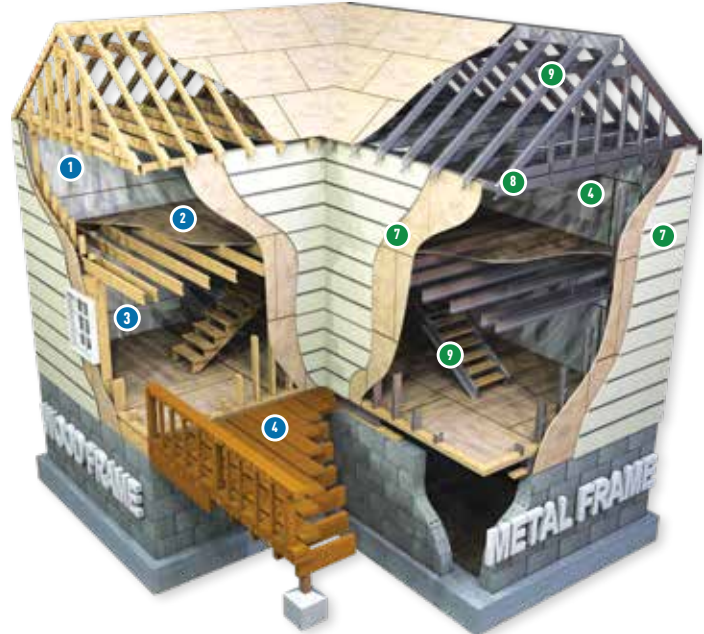
BUGLE HEAD LAMINATOR



- Bugle head
- Coarse thread
- No. 2 Phillips
- Gray phosphate

SIZE	ITEM NO.	COUNT
10 x 1-1/2-in	C12	1,000
10 x 2-in	C12-2	1,000

Attaches gypsum board to gypsum board. Extra sharp point and threads make driving easier and provide better holding power.



2 LOX RECESS SUB-FLOOR SCREWS



- Flat head
- Coarse thread
- No. 3 LOX
- Yellow zinc

SIZE	ITEM NO.	COUNT
8 x 1-3/4-in	C8175L3YZ	1,000
8 x 2-in	C8200L3YZ	1,000
8 x 2-1/2-in	C8250L3YZ	1,000

Designed for sub-floor attachment to wood. LOX sub-floor screws provide a secure attachment and eliminate squeaks. Experience fewer cam-outs and an unparalleled driving experience with LOX recess fasteners.

3 BUGLE HEAD GRABBER



- Bugle head
- Coarse thread
- No. 2 Phillips
- GrabberGard gray

SIZE	ITEM NO.	COUNT
6 x 1-1/4-in	C300RG	1,000
6 x 1-5/8-in	C400RG	1,000
7 x 2-in	C500RG	1,000

Attaches sheathing, insulation board, wood, etc. wood. Standard bugle head. NOTE: Staining may occur when using freshly cut lumber.

4 LOX RECESS DECK SCREWS



- Flat head
- Coarse thread
- No. 2 LOX
- GrabberGard gray

SIZE	ITEM NO.	COUNT
8 x 2-in	C8200L2M	1,000
8 x 2-1/2-in	C8250L2M	1,000
9 x 3-in	C9300L2M	1,000

Designed for exterior deck & fence construction. Experience fewer cam-outs and an unparalleled driving experience with LOX recess fasteners. NOTE: Staining may occur when using freshly cut lumber.



- Bugle head
- Coarse thread
- No. 2 LOX
- 316 Stainless steel

SIZE	ITEM NO.	COUNT
10 x 3-in	C810300L316	1,000

Designed for exterior deck & fence construction. Experience fewer cam-outs and an unparalleled driving experience with LOX recess fasteners. NOTE: Staining may occur when using freshly cut lumber.

5 INTERIOR FINE THREAD




- Bugle head
- Fine thread
- No. 2 Phillips
- Gray phosphate

SIZE	ITEM NO.	COUNT
6 x 1-1/4-in	C368	1,000
6 x 1-5/8-in	C468	1,000
6 x 1-3/4-in	C568	1,000
6 x 2-in	C768	1,000

Attaches gypsum board to wood or 18-30 mil nonstructural steel. Standard bugle head.

6 BUGLE HEAD DRILL POINT



- Bugle head
- Drill point
- No. 2 Phillips
- Clear zinc

SIZE	ITEM NO.	COUNT
6 x 1-1/4-in	C14Z	1,000
6 x 1-5/8-in	C15Z	1,000
6 x 1-7/8-in	C16Z	1,000

Attaches gypsum board to 33-48 mil cold-formed steel. Standard bugle head.

SUPERDRIVE IS STATE-OF-THE-ART:

Professional tools designed to do the job.

- **SUPERDRIVE N7** drives screws from 3/4-in to 2-3/16-in and up to #10. N7's light-weight and compact design make it the ideal tool for hanging drywall.
- **SUPERDRIVE 05** drives screws from 3/4-in to 2-in and is most often used for metal to metal construction.
- **SUPERDRIVE 55** drives screws from 1-in to 2-in and is ideal for metal framing and drywall fastening applications.
- **SUPERDRIVE 75** drives screws from 5/8-in to 3-in and is designed for sub-floor, roof tile, docks and deck fastening applications.
- **SUPERDRIVE 85** features a narrow indexing module designed to reach into tight corners and recess. SuperDrive 85 is perfect for metal framing, and metal roof stitching, and drives 3/4-in - 7/8-in screws.

SuperDrive is a modular, professional automated fastening system. The tools described above are combined with any number of screws and two nose-piece types to meet the specific demands of particular applications. SuperDrive can be used with or without an extension and can be used with most major screw-guns including Makita, Metabo, DeWalt and Rocker.

Note: reference our resource AC1001, Collated Fastener Applications for SuperDrive Tools, for a full listing of associated bits and collated fasteners.

SUPERDRIVE IS SIMPLY THE BEST:

- Will not jam
- Rapid change bits
- 50 screws per strip
- Low maintenance modular design
- Custom designed hardened nose piece
- Accurate depth control
- Drives at angles
- Works in narrow and restricted spaces

QUALITY EVERY STEP OF THE WAY... THE REASON THE PROS CHOOSE GRABBER

GRABBER sweats the small stuff, and that makes all the difference. The professionals first choice for half a century, GRABBER premium quality screws are built for performance. Sharper threads mean a better driving experience so GRABBER changes thread dies more frequently. Tight recesses mean screws are less likely to cam-out and bit tips will last longer so GRABBER changes recess dies more frequently. Consistent heat treating means screw heads will be less likely to pop off, so GRABBER heat treats fewer screws at a time ensuring more even heat treatment. These are small things most people don't notice, but they are also small things that make the difference between average fasteners and professional grade fasteners.

If you use power tools... You should use screws designed for power tools.

11

Phillips

15

Square

20

Star

26

LOX



GRABBER SuperDrive®



ITEM NO.	DESCRIPTION
SDDW25IT	MAKITA, 2500RPM, W/DRYWALL CLIP
SDDWIT	GRABBER ROCKER, 4000RPM, W/DRYWALL CLIP



ITEM NO.	DESCRIPTION
SDDW25IT	MAKITA, 2500RPM, W/DRYWALL CLIP
SDDWIT	GRABBER ROCKER, 4000RPM, W/DRYWALL CLIP



ITEM NO.	DESCRIPTION
SDFD25IT	MAKITA, 2500RPM, FEEDTRACK, NO EXTENSION
SDFD25XT	MAKITA, 2500RPM, W/EXTENSION




ITEM NO.	DESCRIPTION
7520VXT	DEWALT, 2500RPM, W/ FEEDTRACK
7540XT	GRABBER ROCKER, 4000RPM, W/DRYWALL CLIP



ITEM NO.	DESCRIPTION
SDN7M1	N7 SERIES ATTACHMENT - MAKITA CORDED AND CORDESS
SDN7D1	N7 SERIES ATTACHMENT - ROCKER SCREW GUNS AND DEWALT CORDED
SDN7D2B	N7 SERIES ATTACHMENT - DEWALT CORDESS
SDN7M18	N7 SERIES ATTACHMENT - MILWAUKEE CORDESS

COMMERCIAL APPLICATIONS



Note: reference our resource AC1001, Collated Fastener Applications for SuperDrive Tools, for a full listing of associated bits and collated fasteners.

4 BUGLE HEAD STREAKER



SIZE	ITEM NO.	COUNT
6 x 1-1/4-in	C36BRG	1,000

Attaches sheathing, insulation board, wood, etc. to 18-30 mil nonstructural steel studs. Standard bugle head. Features GrabberGard exterior coating.

- Bugle head
- Fine thread
- No. 2 Phillips
- GrabberGard gray

5 SCAVENGER HEAD VECTOR POINT



SIZE	ITEM NO.	COUNT
6 x 1-1/4-in	C36BSV	1,000

Attaches gypsum board to wood or 18-30 mil nonstructural steel.

- Scavenger head
- Fine thread
- No. 2 Phillips
- Phosphate

6 FLAT WAFER HEAD WINGED DRILL POINT



SIZE	ITEM NO.	COUNT
8 x 1-1/4-in	CGH8114LG	1,000
8 x 1-5/8-in	CGH8158LG	1,000

Attaches high density sheathing and fiber cement siding to heavy gauge metal. Features a .375 diameter head and GrabberGard® exterior coating.

- Flat wafer head
- Winged drill point
- No. 2 LOX
- GrabberGard gray

7 FLAT HEAD STABBER



SIZE	ITEM NO.	COUNT
8 x 1-1/2-in	CS8150JBWVZ	1,000
8 x 2-in	CS8200JBWVZ	1,000

STABBER sub-floor screws attach plywood/OSB to 27-54 mil cold-formed steel. Flat head provides a flush finished surface. LOX recess does not require a magnetic bit tip holder and provides a sure driving experience.

- Flat head
- Fine thread
- No. 2 LOX
- Yellow zinc

FLAT HEAD PILOT POINT



SIZE	ITEM NO.	COUNT
8 x 1-5/8-in	CM158SDZJBW	1,000
8 x 1-3/4-in	CM175SDZJBW	1,000
8 x 2-in	CM200SDZJBW	1,000

Attaches 3/8-in to 1-in plywood to 33-97 mil cold-formed steel. LOX recess does not require a magnetic bit tip holder and provides a sure driving experience.

- Flat head
- Fine thread
- No. 2 LOX
- Clear zinc

FLAT HEAD PLYLOK



SIZE	ITEM NO.	COUNT
10 x 2-in	C10200L3YZE	1,000
10 x 2-1/2-in	C10250L3YZE	1,000

#10 with winged drill point PLYLOK screws attach plywood/ OSB sub-floor panels to 33-97 mil cold-formed steel. LOX recess does not require a magnetic bit tip holder and provides a sure driving experience.

- Flat head
- Winged drill point
- No. 3 LOX
- Yellow zinc



SIZE	ITEM NO.	COUNT
10 x 2-in	C10200L3GE	1,000

#10 with winged drill point PLYLOK screws attach plywood/ OSB sub-floor panels to 33-97 mil cold-formed steel. LOX recess does not require a magnetic bit tip holder and provides a sure driving experience.

- Flat head
- Winged drill point
- No. 3 LOX
- GrabberGard gray

8 FLAT PAN HEAD DRILL POINT



SIZE	ITEM NO.	COUNT
10-18 x 3/4-in	CFP101875SLYZ	1,000
10-22 x 3/4-in	CFP102275SLYZ	1,000

Flat pan head drill point fasteners designed for attaching 33-97 mil cold-formed steel.

- Flat pan head
- Drill point
- No. 2 LOX
- Yellow zinc

FLAT PAN HEAD DRILL POINT



SIZE	ITEM NO.	COUNT
12-18 x 7/8-in	CFP121878JBWZ	1,000

Flat pan head drill point fasteners designed for attaching 33-97 mil cold-formed steel.

- Flat pan head
- Drill point
- No. 2 LOX
- Clear zinc

FLAT PAN HEAD SHARP POINT



SIZE	ITEM NO.	COUNT
10-18 x 3/4-in	CFP101875SLYZ	1,000

Flat pan head sharp point fasteners designed for attaching 18-30 mil light gauge steel.

- Flat pan head
- Sharp point
- No. 2 LOX
- Yellow zinc

9 BUGLE HEAD DRILL POINT



SIZE	ITEM NO.	COUNT
6 x 1-1/4-in	C14RG	1,000
8 x 1-5/8-in	C15GG8P	1,000
6 x 1-7/8-in	C16RG	1,000
8 x 1-1/4-in	C14RG8F2	1,000

Attaches sheathing, insulation board, wood, etc. to 33-97 mil cold-formed steel studs. Standard bugle head.

- Bugle head
- Drill point
- No. 2 Phillips
- GrabberGard gray



ACOUSTICAL PRODUCTS

EYE-LAG SCREWS



Attaches hanger wire to wooden ceiling joist.

- Gray phosphate



Attaches hanger wire to wooden ceiling joist.

- Clear zinc (Z)

PART NO.	SIZE	WEIGHT	QTY
3EL	1/4 x 3-in	36-LB	1,000
4EL	1/4 x 4-in	38-LB	1,000
3ELZ	1/4 x 3-in	36-LB	1,000
4ELZ	1/4 x 4-in	38-LB	1,000
5ELZ	1/4 x 5-in	40-LB	1,000

INTERIOR WOOD HANGER

EYE-LAG SCREWS



Attaches hanger wire to steel deck or joist ceiling. 18-33 mil nonstructural steel.
Gauge: 25 - 20. Refer to page 3 for a cross reference and more information about associated gauge.

- Clear zinc

PART NO.	SIZE	WEIGHT	QTY
H-3	1/4 x 2-7/8-in	20-LB	1,000

LIGHT GAUGE METAL HANGER

EYE-LAG SCREWS



Attaches hanger wire to steel deck or joist ceiling. 33-97 mil cold-formed steel.
Gauge: 20 - 12. Refer to page 3 for a cross reference and more information about associated gauge.

- Clear zinc

PART NO.	SIZE	WEIGHT	QTY
H-2	1/4 x 2-in	20-LB	1,000
H-1	1/4 x 3-in	20-LB	1,000

HEAVY GAUGE METAL HANGER

EYE-LAG DRIVER



PART NO.	DESCRIPTION
ALD14	EYE LAG INSTALLATION TOOL



EYE LAG POLE



Note: Other sizes available upon request

ITEM NO.	DESCRIPTION
LM12	EYE LAG POLE, 4' - 12'
LM18	EYE LAG POLE, 6' - 18'
LM24	EYE LAG POLE, 8' - 24'

INSERT BITS AND BIT HOLDERS

PHILLIPS BIT TIPS



ITEM NO.	SIZE	LENGTH	DESCRIPTION
2BIT	No. 2	1-in	PHILLIPS BIT (REDUCED)
250PB1	No. 1	2-1/2-in	PHILLIPS BIT
250PB2	No. 2	2-1/2-in	PHILLIPS BIT (REGULAR)
250PB3	No. 3	2-1/2-in	PHILLIPS BIT
30-2P	No. 2	1-15/16-in	PHILLIPS BIT
30-3P	No. 3	1-15/16-in	PHILLIPS BIT

LOX 1-IN BIT TIPS



ITEM NO.	SIZE	LENGTH	DESCRIPTION
1002LN	No. 2	1-in	LOX BIT
SF 1002LB2	No. 2	1-in	LOX BIT (2 PC)
SF 1002LB5	No. 2	1-in	LOX BIT (5 PC)
SF 1002L	No. 2	1-in	LOX BIT (STICK FIT)
SF 100L3	No. 3	1-in	LOX BIT (STICK FIT)

PHILLIPS SUPERDRIVE BIT TIPS



ITEM NO.	SIZE	LENGTH	DESCRIPTION
T TCW153	No. 2	6-in	PHILLIPS BIT
CF155	No. 2	6-1/4-in	PHILLIPS BIT (SD, N7)
CF158	No. 2	6-3/8-in	PHILLIPS BIT (SD, N7)
T TCW178B	No. 2	7-in	PHILLIPS BIT

LOX 2-IN BIT TIPS



ITEM NO.	SIZE	LENGTH	DESCRIPTION
SF 2002L	No. 2	2-in	LOX BIT (STICK FIT)
2002LN	No. 2	2-in	LOX BIT
2002LB5	No. 2	2-in	LOX BIT (5 PC)
SF 2002L3	No. 3	2-in	LOX BIT (STICK FIT)

STAR BIT TIPS



ITEM NO.	SIZE	LENGTH	DESCRIPTION
SZT25	T25	1-in	STAR BIT
SZT20	T20	1-in	STAR BIT

LOX 3-IN BIT TIPS



ITEM NO.	SIZE	LENGTH	DESCRIPTION
SF 3002L	No. 2	3-in	LOX BIT (STICK FIT)

SQUARE BIT TIPS



ITEM NO.	SIZE	LENGTH	DESCRIPTION
250R1	No. 1	1-in	SQUARE BIT
250R2	No. 2	1-in	SQUARE BIT



MAGNETIC NUT SETTERS



ITEM NO.	LENGTH	DESCRIPTION
MSH516	1-1/8 x 5/16-in	SHORT NUTSETTER
MSH538	1-1/8 x 3/8-in	SHORT NUTSETTER
MSH14	1-3/4 x 1/4-in	MEDIUM NUTSETTER
MSH516	1-3/4 x 5/16-in	MEDIUM NUTSETTER
MSH38	1-3/4 x 3/8-in	MEDIUM NUTSETTER
MSHL14	2-9/16 x 1/4-in	LONG NUTSETTER
MSHL516	2-9/16 x 5/16-in	LONG NUTSETTER
MSHL38	2-9/16 x 3/8-in	LONG NUTSETTER

LOX #2 SUPERDRIVE BIT TIPS



ITEM NO.	SIZE	LENGTH	DESCRIPTION
T2153L	No. 2	6-in	LOX "STICK-FIT" BIT
T2153LN	No. 2	6-in	LOX BIT
T2178LN	No. 2	7-in	LOX BIT

MAGNETIC BIT HOLDERS



ITEM NO.	LENGTH	DESCRIPTION
MBHW14	1/4 x 2-3/8-in	MAGNETIC BIT HOLDER
MBH143	1/4 x 3-in	MAGNETIC BIT HOLDER
MBH146	1/4 x 6-in	MAGNETIC BIT HOLDER
MBH148	1/4 x 8-in	MAGNETIC BIT HOLDER
MBH1410	1/4 x 10-in	MAGNETIC BIT HOLDER
MBH1412	1/4 x 12-in	MAGNETIC BIT HOLDER

LOX #3 SUPERDRIVE BIT TIPS



ITEM NO.	SIZE	LENGTH	DESCRIPTION
T3153LN	No. 3	6-in	LOX BIT
T3178LN	No. 3	7-in	LOX BIT

QUICK CONNECT BIT HOLDER



ITEM NO.	DESCRIPTION
BH142	QUICK CONNECT BIT HOLDER
BPBH142	QUICK CONNECT BIT HOLDER (2 PACK)

LOX IS DESIGNED FOR POWER TOOLS

In a recent independent torque test, LOX screws demonstrated almost double the torque capacity of a four point contact recess. Applying increased torque to the recess — the standard drive cammed out with 15 Nm (well before the screw was fully seated). In every comparable test, the LOX recess screw seated completely with an average force of 26 Nm.

ADVANTAGES OF LOX®

- Less Waste
- Less Wobble
- Less Cam Out
- Fewer Slivers
- Stick Torque
- Drives Off-angle
- Exceptional Bit Life



TENSOR BIT WITH REDUCED SHANK



- Tensor reduced shank bit tips minimize engagement shock extending bit tip life. Tensor bits are designed specifically for impact drivers and screw guns.



- LOX Stick-Fit bit tips are ideal for use with Grabber bulk screws. Stick-fit bit tips are precision bit tips designed to fit snugly into a LOX recess allowing screws to be held in place on the end of the bit tip. No magnetic bit is required. Stick-fit also means a better driving experience drive after drive with less chance for cam-outs.



SCREW GUN

GRABBER ROCKER SCREW GUN



SPECIFICATIONS:

- High torque pro clutch heavy-duty screw driver 120V AC, 50-60 Hz
- 6.3 Amp HD 0 - 4,000 RPM variable speed reversible
- Set & forget aluminum depth locator pop-on/pop-off nose piece
- Includes #2 Phillips bit-tip and magnetic bit-tip holder 3.1 lb. (1.4 Kg)

ITEM NO.	RPM	AMP	WEIGHT
4063	0-4000	6.3	3.1-lb

RAMSET® POWDER FASTENING SYSTEMS



RAMSET RA27



ADVANTAGES:

- Lower pushdown force and back end padding reduces fatigue.
- Long lasting piston reduces downtime.
- Collar requires only 1/4 turn for quicker cleaning.
- More power load-for-load provides flexibility in a wide range of applications.
- Power adjust dial provides the ability to dial down power for ideal pin embedment.
- Durable magazine provides up to 30% longer life.

SPECIFICATIONS:

- .27 Single Shot Tool
- Uses standard .27 caliber single shot powder loads: 3 (Green), 4 (Yellow), 5 (Red)
- Weight: 5.3 lb.
- Maximum pin length without washer: 1-1/2-in
- Maximum pin length with washer: 2-in

INCLUDED:

- Safety glasses
- Spall guard
- Two cleaning brushes
- Operators manual

RAMSET XT540 — SEMI AUTOMATIC



ADVANTAGES:

- Power adjust dial down two full loads
- Quick & easy front end maintenance
- Fully automatic piston return
- Shock absorbing rubber grip
- Ergonomically balanced
- Trigger lock & hand guard for safety

SPECIFICATIONS:

- Low recoil .27 caliber strip tool
- Capacity for up to 3-in pin

ITEM NO.	LENGTH MM	EMBEDMENT LENGTH	PIN LENGTH
TE12	13.8-mm	1/2-in PREMIUM STEEL PIN	.545-in
TE34	20.6-mm	3/4-in TRUE EMBEDMENT PIN	13/16-in
TE114	33.3-mm	1-1/4-in TRUE EMBEDMENT PIN	1-5/16-in

The Ramset XT540 was specifically designed for the commercial framer for heavy-duty interior and exterior applications. The XT540's combination of high power and durability make it the ideal tool for the following applications:

- Driving 1-1/4-in embedment for perimeter track
- Fastening track & clips to structural steel
- Track to hard concrete
- Excellent complement to the Ramset TrakFast tool

*To protect the operator and assure safety on the jobsite, OSHA and ANSI require all powder actuated tool users to be trained and certified for the tool that will be used.

RAMSET VIPER — SEMI AUTOMATIC



ADVANTAGES:

- Automatic load advance
- Automatic piston return
- Overdrive protection
- Open front-end design
- Simplified barrel retention collar
- Stable steel collar
- Uses Viper pole system

SPECIFICATIONS:

- .27 Caliber strip tool
- Semi-Automatic
- Designed specifically for overhead applications
- 3 year warranty
- .27 caliber 10-shot strip loads, 3 (green), 4 (yellow), 5 (red)
- Weight: 4.5 lb.
- Length: 17-in
- Maximum pin length: 1-1/2-in

SHANK IN	LENGTH MM	APPLICATION	ITEM NO.
1-in	25.4-mm	THREADED ROD HANGER	14TRHSS10
1-in		THREADED ROD HANGER	38TRHSS10
1-in		CEILING CLIP	SDC100
1-1/4-in	31.8-mm	CEILING CLIP	SDC125
7/8-in		CEILING CLIP	SPC78
1-1/4-in	31.8-mm	CEILING CLIP	SPC114



GRABBER TRACK TOOLS

GTT150



ADVANTAGES:

- High performance gas powered tool
- 2 lithium ion batteries included
- Battery life gauge included
- Depth-of-drive adjustment
- Quick release 40-pin magazine
- Light weight - only 8.3 lb
- Magnetic lath adaptor available
- Belt clip included

SPECIFICATIONS:

- Weight: 8.32 lb
- Height: 14-in
- Length: 15-3/4-in
- Fastener compatibility: 1/2" - 1-1/2"
- Shots per battery: 8,000
- Shots per fuel cell: 1,000
- Power: 90 Joules
- Fuel cell shelf life: 4-year shelf life
- Battery charge time: 1-hour
- Mag capacity: 40
- Applications: Shoot into concrete and steel
- Warranty: 2-year

GTT150HD



ADVANTAGES:

- High performance gas powered tool
- 2 lithium ion batteries included
- Battery life gauge included
- Depth-of-drive adjustment
- Quick release 40-pin magazine
- Light weight - only 8.8 lb
- Magnetic lath adaptor available
- Belt clip included

SPECIFICATIONS:

- Weight: 8.8 lb
- Height: 14.96-in
- Length: 17.3-in
- Fastener compatibility: 1/2" - 1-1/2"
- Shots per battery: 8,000
- Shots per fuel cell: 1,000
- Power: 105 Joules
- Fuel cell shelf life: 4-year shelf life
- Battery charge time: 1-hour
- Mag capacity: 40
- Applications: Shoot into concrete, hard concrete, steel, and structural steel
- Warranty: 2-year

GTPINS & ACCESSORIES



GTPINS

ITEM NO.	HEAD DIA.	SHANK SIZE	APPLICATION
GTP012	.250#	1/2-in	TRACK TO CONCRETE OR STEEL
GTP034	.250#	3/4-in	TRACK TO CONCRETE OR STEEL
GTPPE034	.250#	3/4-in	TRACK TO CONCRETE OR STEEL
GTP100	.250#	1-in	TRACK TO CONCRETE OR STEEL
GTP114	.250#	1-1/4-in	TRACK TO CONCRETE OR STEEL
GTP112	.250#	1-1/2-in	TRACK TO CONCRETE OR STEEL

LATH MAGNETIC ADAPTORS AND WASHERS

ITEM NO.	DESCRIPTION
GTTLDW	1" LATH DISC WASHER (1M/BOX, 5M/CASE)
GTTLA	MAGNETIC LATH WASHER ADAPTER FOR GTT150
GTTDLA	MAGNETIC LATH WASHER ADAPTER FOR GTT150HD

FUEL CELL

ITEM NO.	DESCRIPTION
GTFUELB	GAS FUEL CELL FOR GTT150 & GTT150HD (CASE OF 12)

GTPINS are listed in ESR-4492



RAMSET T4MAG



RAMSET T4MAG



T4MAG (COMMON FASTENERS)

ACCESSORIES:

- T4FUEL FUEL CELL
- 18581 BATTERY

ADVANTAGES:

- Higher stick rate (.125 diameter pin)
- 30% more power
- Easy push-down force
- Deep leg track capable
- 45 pin magazine capacity
- Newly designed fitted dust shield
- Battery charger provides constant charging even with voltage drops.
- Pins ICC approved (ESR -1955)

SPECIFICATIONS:

- Weight: 9.2 lb
- Height: 15-in, Length: 18-1/2-in, Width: 4.3-in
- Fuel cell design: One step insert and click
- 45 pin magazine capacity
- Fastener assembly: 15 pin (strip)
- Fastener length capability: 0.5 – 1.0-in
- Fastener pin diameter: .125-in
- Fuel cell capacity: Over 1000 shots
- Shots per battery charge: 3000 (approx.)

ITEM NO.	SHANK MM	APPLICATION	SHANK IN
T4012	1000	10 BOXES (5100)	1/2-in STEEL PIN W/ T4 FUEL
T4012S	1000	10 BOXES (5100)	1/2-in PREMIUM PIN W/ T4 FUEL
T4034B	1000	10 BOXES (5100)	3/4-in CONCRETE PIN W/T4 FUEL
T4034S	1000	10 BOXES (5100)	3/4-in PREMIUM PIN W/T4 FUEL
T4100	1000	10 BOXES (5100)	1-in CONCRETE PIN W/T4 FUEL

RAMSET TRAKFAST



STILL THE MOST REVOLUTIONARY FASTENING SYSTEM IN THE CONSTRUCTION INDUSTRY

Since its introduction in 1991, TrakFast has been the tool of choice for both interior and exterior contractors. The TrakFast Automatic Fastening System fastens all types of track, from standard track to hat channel, deep leg, Z, and J channel. Contractors continue to report tremendous savings when using TrakFast for high production fastening.

ADVANTAGES:

- Increased durability and reliability
- Off position to prevent battery drainage
- Three to five times faster than powder tools
- 42 pin magazine
- Piston automatically resets
- No recoil
- No licensing required
- No changing loads
- Narrow nose & profile
- 2 year warranty (6 months on wearable parts)

SPECIFICATIONS:

- Gas technology
- Fully automatic
- 1-1/2-in pin capacity
- 42 pin magazine capacity
- Length: 17.5-in
- Height: 15-in
- Weight: 8.3-lb.
- Maximum cycles per second: 2
- Fuel cell: 1000 shots
- Battery (charged): 3000 shots

ITEM NO.	LENGTH MM	APPLICATION	SHANK IN
FPP012		PIN	1/2-in
FPP012S	12.7-mm	STEP DOWN PIN	1/2-in
FPP034B	19.1-mm	BLACK PIN	3/4-in
FPP034S		STEP DOWN PIN,	3/4-in
FPP100		PIN CLEAR ZINC COLLATED	1-in
FPP114		PIN CLEAR ZINC COLLATED	1-1/4-in
FPP034T		PIN BREAKAWAY STRIP	3/4-in
FPP100T		PIN	1-in
FPP112T		PIN	1-1/2-in
FPP114T		PIN	1-1/4-in
PLY138		WOOD TO METAL PIN	1- 3/4-in

ACCESSORIES

T FUEL	FUEL CELL
B0092	BATTERY

COATINGS AND FINISHES

GRAY PHOSPHATE

SALT SPRAY RESULTS ASTM B117 MINIMUM 24 HOURS, NO RED RUST

Recommended for interior applications.

CLEAR ZINC

SALT SPRAY RESULTS ASTM B117 MINIMUM 12 HOURS, NO RED RUST

Recommended for interior applications and exterior applications where the fastener will be encapsulated, i.e. the attachment of lathing prior to the application of stucco.

YELLOW ZINC

SALT SPRAY RESULTS ASTM B117 MINIMUM 24 HOURS, NO RED RUST

Recommended for interior applications and exterior applications where the fastener will be encapsulated, i.e. the attachment of lathing prior to the application of stucco.



SALT SPRAY RESULTS ASTM B117 1000 HOURS, 15 CYCLES KESTERNICH PER DIN 50018, NO RED RUST

GrabberGard metal finish is a high-grade proprietary metal surface processing technology that prevents corrosion. It is a duplex coating constituting a zinc substrate and organic polymer topcoat. These layers are bonded together through thermal fusion, and this unique method of combining layers results in a combination of the coating films. GrabberGard treatment does not attribute its anti-corrosion properties to any single material when combined has superb corrosion resistant qualities. Suitable for use in non coastal areas with all pressure treated lumbars including ACQ.



GRABBERGARD 15 — SALT SPRAY RESULTS ASTM B117 1500 HOURS, 20 CYCLES KESTERNICH PER DIN 50018, NO RED RUST

GrabberGard metal finish is a high-grade proprietary metal surface processing technology that prevents corrosion. It is a RHDS compliant coating constituting a Hexavalent chromium-free zinc substrate and organic polymer topcoat. The distinguishing feature of GrabberGard 15 is the joining and encapsulation the substrate with the fused organic surface coating. GrabberGard 15 treatment does not attribute its anti-corrosion properties to any single material, but the synergy of these two layers, which when combined has superb corrosion resistant qualities.



302 STAINLESS STEEL NON-COASTAL GRADE

Type 302 stainless steel is an extremely tough, ductile grade that demonstrates superior corrosion resistance compared to 400 series, or zinc plated fasteners. This grade as well as the rest of the 300 series we offer can be used in MRI and other applications calling out non-magnetic parts. Suitable for exterior grade that is not in coastal areas when used in conjunction with untreated wood, MCO, CCA or Borate and other NON ACQ treated lumber.



305 STAINLESS STEEL NON-COASTAL GRADE

Type 305 stainless steel is a nickel chromium austenitic grade of stainless steel and is inherently non-magnetic. This material is not hardened by heat treatment and provides very good corrosion protection. Suitable for exterior grade that is not in coastal areas when used in conjunction with untreated or treated wood, including ACQ.



316 STAINLESS STEEL MARINE GRADE

Type 316 stainless steel is a nickel chromium austenitic grade of stainless steel and is inherently non-magnetic. This material provides the highest level of corrosion protection. This austenitic stainless steel has an increased molybdenum content to increase its resistance to corrosion when compared to other 300 series alloys. It is suitable for use in coastal areas and is considered Marine grade stainless. Suitable for exterior grade in coastal areas, and around pools and spas, acidic conditions, and can be used in conjunction with untreated or treated, including ACQ.



MECHANICAL GALVANIZED

Mechanical Galvanizing results in a very uniform coating thickness reducing thread fit issues at assembly, making it a preferable coating for structural applications. Not only does Mechanical Galvanizing provide excellent coating uniformity, but the process is consistent from batch to batch. Mechanical Galvanizing is a room temperature process in which zinc coatings are applied to fasteners without the electricity used for electroplating, and without heat used for Hot-Dip Galvanizing. This eliminates hydrogen embrittlement issues, and tempering issues with hardened fasteners, the room temperature process ensures no chance of re-tempering or softening high strength fasteners and guards against hydrogen embrittlement because the fasteners are also never exposed to acid pickling in the process. All exposed surfaces can be coated very uniformly, and are processed to minimize thread nicking. The requirements for Mechanical Galvanizing are covered in ASTM B695, "Coatings of Zinc Mechanically Deposited on Iron and Steel" and are applied to a Class 55 thickness (.0022"), to provide you with the corrosion protection you expect from Galvanized products.



MANY GRABBER FASTENERS ARE PROTECTED AGAINST HYDROGEN EMBRITTLEMENT FAILURE.

Hydrogen embrittlement (HE) refers to any time-delayed failure mechanism that is aggravated or accelerated because of the presence of hydrogen. Most self-drilling fasteners are case-hardened, which provides the necessary hardness for drilling and tapping, but can leave the screws vulnerable to (HE) due to their high surface hardness and the opportunity for introduction of hydrogen during the electroplating manufacturing processes. Grabber fasteners are specially designed and processed to help prevent hydrogen-induced brittle failures. Each fastener undergoes a post plating baking process to ensure the optimal combination of hardness and hydrogen relief required for maximum performance in the field.



GRABBER BRANCH LOCATIONS



WEST REGION

Grabber San Diego
858.292.6022
9466 Chesapeake Drive
San Diego CA 92123-1353

Grabber Salt Lake
801.266.4151
4273 South 590 West
Murray UT 84123-3615

Grabber Portland
503.467.5001
15031 NE Airport Way Ste 300
Portland OR 97230-8333

Grabber L.A.
562.696.5122
8319 Allport Ave
Santa Fe Springs CA 90670-2107

Grabber NorCal
925.687.6606
2241 Carion Court
Pittsburg CA 94565-4029

CENTRAL REGION

Grabber Memphis
662.895.9300
6045 E Shelby Drive Ste 1
Memphis TN 38141-7601

Grabber Dallas
972.470.9044
10990 Petal Street Ste 400
Dallas TX 75238-2487

Grabber Houston
713.545.6424
2121 Britmoore Road Ste 1600
Houston TX 77043-2230

Grabber Cincinnati
513.874.9027
4325 Mulhauser Road Ste 8
Fairfield OH 45014-2266

Grabber Maumee
419.794.8212
370 W Dussel Drive Ste 5
Maumee OH 43537-1604

Grabber Kansas City
816.931.8816
805 Liberty Street
Kansas City MO 64102-1009

NORTHEAST REGION

Grabber DC
301.808.5100
850 B Hampton Park Blvd
Capitol Heights MD 20743-4917

Grabber New England
860.623.3600
120 Newberry Road
East Windsor CT 06088-9544

Grabber Jersey
856.662.2525
1125 Thomas Busch Memorial Hwy
Pennsauken NJ 08110-2310

Grabber Virginia
703.631.8770
14801 Willard Road Ste 700
Chantilly VA 20151-3719

SOUTHEAST REGION

Grabber Conover
828.267.6245
1136 Industrial Dr SW
Conover NC 28613-2753

Grabber Ft. Myers
239.278.1888
12570 Metro Pkwy
Fort Myers FL 33966-8356

Grabber Tampa
813.249.2281
5106 W Hanna Ave
Tampa, FL 33634

Grabber Pompano
954.971.4730
1857 SW 3rd Street
Pompano FL 33069-3105

Grabber Orlando
407.297.7278
3714 Silver Star Road
Orlando FL 32808-6605

Grabber Jacksonville
904.739.2760
5913 Saint Augustine Rd Ste 7
Jacksonville FL 32207-8000

Grabber Atlanta
770.813.1332
2605 N Berkeley Lake Rd NW
Ste 500
Duluth GA 30096-3099

CANADA

Vancouver, BC
604.856.1444
#1, 5563 - 268th Street
Langley, British Columbia V4W 3W1



REFERENCES AND ASSOCIATED STANDARDS

AISI S100, North American Specification for the Design of Cold-Formed Steel Structural Members, American Iron and Steel Institute, Washington, D.C. www.steel.org.

AISI S200, North American Standard for Cold-Formed Steel Framing—General Provisions, American Iron and Steel Institute, Washington, D.C. www.steel.org.

AISI S220, North American Standard for Cold-Formed Steel Framing—Non-Structural Members, American Iron and Steel Institute, Washington, D.C. www.steel.org.

AISI S240, North American Standard for Cold-Formed Steel Structural Framing, American Iron and Steel Institute, Washington, D.C. www.steel.org.

AISI S904, Standard Test Methods for Determining the Tensile and Shear Strength of Screws, American Iron and Steel Institute, Washington, D.C. www.steel.org.

ANSI/ASME B18.6.4, Standard Specifications for Thread Forming and Thread Cutting-Screws, ASME International, New York, NY. www.asme.org.

AC118, Acceptance Criteria for Tapping Screw Fasteners, International Code Council Evaluation Service (ICC-ES), Brea, CA. www.icc-es.org.

ASTM B117, Standard Practice for Operating Salt Spray (Fog) Apparatus, ASTM International, West Conshohocken, PA. www.astm.org.

ASTM C475, Standard Specification for Joint Compound and Joint Tape for Finishing Gypsum Board, ASTM International, West Conshohocken, PA. www.astm.org.

ASTM C645, Standard Specification for Nonstructural Steel Framing Members, ASTM International, West Conshohocken, PA. www.astm.org.

ASTM C754, Standard Specification for Installation of Steel Framing Members to Receive Screw-Attached Gypsum Panel Products, ASTM International, West Conshohocken, PA. www.astm.org.

ASTM C955, Standard Specification for Cold-Formed Steel Structural Framing Members, ASTM International, West Conshohocken, PA. www.astm.org.

ASTM C1002, Standard Specification for Steel Self-Piercing Tapping Screws for Application of Gypsum Panel Products or Metal Plaster Bases to Wood Studs or Steel Studs, ASTM International, West Conshohocken, PA. www.astm.org.

ASTM A1003, Standard Specification for Steel Sheet, Carbon, Metallic- and Nonmetallic Coated for Cold-Formed Framing Members, ASTM International, West Conshohocken, PA. www.astm.org.

ASTM C1063, Standard Specification for Installation of Lathing and Furring to Receive Interior and Exterior Portland Cement-Based Plaster, ASTM International, West Conshohocken, PA. www.astm.org.

ASTM C1396, Standard Specification for Gypsum Board, ASTM International, West Conshohocken, PA. www.astm.org.

ASTM C1513-10, Standard Specification for Steel Tapping Screws for Cold-Formed Steel Framing Connections, ASTM International, West Conshohocken, PA. www.astm.org.

ASTM F1667, Standard Specification for Driven Fasteners: Nails, Spikes, and Staples, ASTM International, West Conshohocken, PA. www.astm.org.

GA-235, Gypsum Board Typical Mechanical and Physical Properties, Gypsum Association, Silver Spring, MD. www.gypsum.org.

ROHS, Restriction of Hazardous Substances Directive, European Union.

SFIA, Steel Framing Industry Association. www.steel framing.org.

SSMA, Steel Stud Manufacturers Association. www.ssma.com.

Grabber has you covered with more than just great fastening products

In short, Grabber is here to help you build a better product and make you more money. Through constant innovation, Grabber helps you do every job faster, better, and safer – with the industry's best, most technologically advanced products.



DRYWALL SCREWS
METAL FRAMING SCREWS
DIRECT FASTENING
PNEUMATIC NAILS

FASTEN IT

Grabber invented the drywall screw and changed an entire industry – but we didn't stop there. From drywall screws to heavy gauge framing screws, Grabber has a fastener for just about everything.



SUPERDRIVE
SCREW GUNS
CHOP SAWS
LASERS

DRIVE IT

Grabber's SuperDrive tool makes driving screws faster and more accurate than ever. Beyond SuperDrive, Grabber offers other tools that make your job easier including chop saws, routers, lasers and more.



SUBFLOOR ADHESIVES
DRYWALL ADHESIVES
ACOUSTICAL SEALANTS
FIRESTOPPING CAULKS

CAULK IT

For all your caulk projects, trust Grabber's complete line of caulks, including sound control sealants, subfloor adhesives, drywall adhesives, insulation foam and more. We also offer EFC and IFC firestopping caulks.



CERTAINTEED® CORNERS
STRAIT-FLEX® CORNERS
DRYWALL TAPE
FINISHING TOOLS

FINISH IT

Finishing never came faster than with Grabber drywall products. From fiberglass mesh tape to spark perforated drywall tape to the innovative No-Coat® structural drywall system, Grabber has what you need to do the job right.



PANELMAX MACHINES
ST-48
FT-30
CNC
CM10P

PRE-FAB IT

PanelMax is a revolutionary system that makes creating intricate shapes and assemblies from drywall much more affordable. Now even the most challenging assemblies can be completed more efficiently with less finishing, less labor and fewer materials.

Discover the Grabber Difference

Grabber products are trusted to perform at the highest levels so you can do more, better. Since 1967, contractors have relied on the quality, value, consistency and performance of Grabber products, box after box. In a post-pandemic environment, you can count on Grabber to start boosting your productivity and profitability even before you reach the jobsite with easy purchasing options and valuable advice.

Visit www.grabberpro.com or call 800-477-8876 to find a dealer near you.



Learn more at GrabberPro.com.

©2023 GRABBER CONSTRUCTION PRODUCTS. ALL RIGHTS RESERVED. | PG1001/10-23 | PRINTED IN U.S.A

The trademarks GRABBER, GRABBERGUARD, LOX, PANELMAX, PLYLOCK, SCAVENGER, STABBER, STREAKER, SUPERDRIVE, are trademarks of Grabber Construction Products, Inc.

CertainTeed and No-Coat are trademarks of CertainTeed. DeWalt is a trademark of Stanley Black & Decker, Inc. Makita is a trademark of Makita U.S.A., Inc. Milwaukee is a trademark of Milwaukee Tool. Ramset is a trademark of Illinois Tool Works, Inc. Straight-Flex is a trademark of Clarkwestern Dietrich Building Systems LLC.



Technical information contained herein is furnished without charge or obligation and is given and accepted at the recipient's sole risk. Because conditions of use may vary and are beyond our control, Grabber Construction Products makes no representation about, and is not responsible or liable for, the accuracy or reliability of data associated with uses of any product described herein. Grabber Construction Products reserves the right to modify this document without prior notice.