



# GREATER SPEED AND SAFETY ON EVERY JOB

Hilti solutions for metal  
deck installation


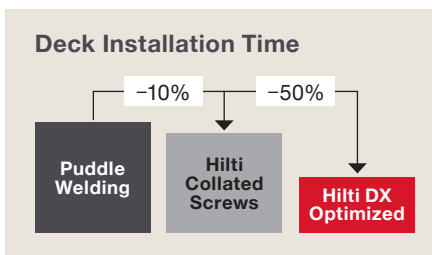


# THE INDUSTRY STANDARD FOR DECK INSTALLATION

Delivering unmatched speed and quality while helping to keep installers safer on your decking projects for over two decades.

Our product offering of deck installation tools, highly engineered fasteners and high-quality inserts allow contractors to install decks with greater quality and safety in a cordless installation environment.

Professional metal deck design software and comprehensive contractor and engineering field support are offered to help ensure customers are fully supported at each stage of the project.



## PRODUCTIVITY

- Our innovative decking system delivers projects up to 50% faster
- Little to no downtime due to rain or snow
- Little to no need to touch up painted decks or repair welds due to burn through

## HEALTH AND SAFETY

- Stand-up tools allow users to more comfortably complete installation without bending over while being 100% tied off
- Weld-free installation means little risk of fire or exposure to toxic fumes

## TRAINING

- Hilti can provide dedicated jobsite training during the pre-installation phase to help your projects run safer and on time
- Online DX Operator Safety Training, how-to videos and additional guides to get operators up and running



## RELIABILITY

- Mechanical fasteners can be visually inspected easier and re-installed to help avoid costly callbacks due to failed inspections

## FLEXIBILITY

- Backed by the industry's best tool services, we offer tools on Fleet Management, Tools on Demand or with Life Time Service

## TECHNICAL SUPPORT

- Submittal and technical support services through Hilti Technical Support Engineering
- Available on [hilti.ca](http://hilti.ca): training videos and additional guides for self-service options

# METAL DECK INSTALLATION

## Bar Joist



### DX 9-HSN POWDER-ACTUATED DECKING TOOL



- Revolutionary design—upright working position for high speed of use and long-term user comfort
- Ergonomically designed handle to enhance user comfort
- Adjustable power regulator—precise control for more reliable fastenings
- Unique piston brake system helps to prevent fasteners from punching through the deck
- Easy to clean and maintain on jobsites

#### Applications

- Fastening metal roof decks to 1/8" to 3/8" thick supports with X-HSN 24 nails



### SDT 9 STAND-UP HANDLE



- High speed, high productivity method for driving decking screws using a compatible screwdriver
- More comfortable, upright working position—less downtime due to operator fatigue
- Collated screw strips designed to provide trouble-free operation with reduced jamming
- Long, slender nosepiece—for easier access to deep and narrow profiles

#### Applications

- Fastening metal sheets to 1/8" to 3/8" thick supports
- Fastening overlapping metal sheets on insulated roofs



### DX 5-SM POWDER-ACTUATED TOOL




- Smart tool that tells you when it needs cleaning or maintenance
- High productivity—fully automatic piston return and cartridge transport
- High performance on steel
- Features power regulation for optimum fastener driving control

#### Applications

- Fastening metal roof decks to 1/8" to 3/8" thick supports with X-HSN 24 nails

# METAL DECK INSTALLATION

## Structural Steel



### DX 9-ENP POWDER-ACTUATED DECKING TOOL



- Revolutionary design—upright working position for high speed of use and long-term user comfort
- Ergonomically designed handle to enhance user comfort
- Adjustable power regulator—precise control for more reliable fastenings
- Easy to clean and maintain on jobsites

#### Applications

- Fastening metal floor decks to steel structures with a minimum thickness of 6 mm (¼") with X-ENP metal sheet nails for flooring




### DX 76-MX



- Outstanding ergonomic design—padded, non-slip cycling grip and excellent balance means less fatigue during use
- Built-in safety mechanisms—for safer and more reliable operation
- Easy to clean and maintain on jobsites
- Ruggedly built to withstand the toughest jobsite conditions
- Adjustable power regulator—precise control for more reliable fastenings

#### Applications

- Fastening metal floor decks to steel structures with a minimum thickness of 6 mm (¼") with X-ENP metal sheet nails for flooring




### DX 9 ACCESSORIES

1	Nail Magazine MX 9-HSN	For use with DX 9 HSN
2	Nail Magazine MX 9-ENP	For use with DX 9 ENP
3	Piston X-9-HSN Kit	For use with DX 9 HSN
4	Piston X-9-ENP Kit	For use with DX 9 ENP
5	DX 76/860-ENP Cleaning Kit	For use with DX 9 tools

# FASTENERS

## Deck Installation



### DX COLLATED NAILS

- A much faster and safer fastening system compared to welding
- No risk of burn-through—little to no painting rework needed
- Can be used on epoxy-coated or galvanized joists with little risk of zinc fumes
- Performs well in inclement weather conditions

#### X-HSN 24 Ultimate



##### Applications

Fastening metal floor decks to steel structures with a minimum thickness of 1/8" to 3/8"

##### Approvals

- FM
- ICC-ES
- LR
- SDI
- UL



#### X-ENP 19 Ultimate



##### Applications

Fastening metal floor decks to steel structures with a minimum thickness of 6 mm (1/4")

##### Approvals

- FM
- ICC-ES
- LR
- SDI
- UL



### M9 COLLATED SCREWS

#### S-RT5+ M9 Ultimate



##### Applications

Fastening metal floor decks to steel structures with a minimum thickness of 1/8" to 3/8"

##### Approvals

- FM
- ICC-ES
- LR
- SDI
- UL



#### S-RT5 M9 Ultimate



##### Applications

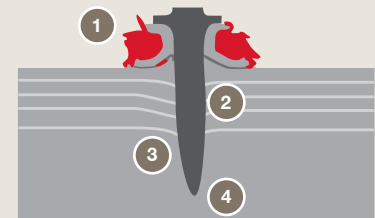
Fastening metal floor decks to steel structures with a minimum thickness of 16 gauge to 1/4"

##### Approvals

- FM
- ICC-ES
- LR
- SDI
- UL



### HOW DOES A NAIL HOLD IN STEEL?




- 1. Clamping:** washer clamps the steel
- 2. Keying:** knurling creates a keying effect
- 3. Brazing or Soldering:** the zinc electro plate creates a brazed or soldering effect to the base steel
- 4. Fusion:** fusion welding created by heat during placement of the nail

- Fastest speed through Racing tip, Zi-Ni Coating and collation
- Best load value through optimized head and screw design
- Optimized design to cover all relevant deck types



#### Estimated fasteners per hour\*




**RT5+ screws drill faster and increase productivity on the job.**

\*Estimated fasteners per hour based on 1 mm sheet metal installed on a 5 mm base steel.

# FASTENERS

## Deck and Sidelaps Installation



### FRAME FASTENER — DX/SCREW FASTENER AND CARTRIDGE SELECTOR

	Fastener	Performance	Base Steel Thickness <sup>1</sup>			
			1/8" to 1/4"	1/4" to 3/8"	3/8" to 5/8"	> 5/8"
Nails	X-HSN 24 	●●●●●● Ultimate 6x speed vs. welding	●  Short		⊗	⊗
	X-ENP 19 	●●●●●● Ultimate 6x speed vs. welding	⊗	●  Long	●  Long	●  Long
Screws	S-RT5+ M9 	●●●●●● Ultimate	✓	✓	⊗	⊗
	S-RT5 M9 	●●●●●● Ultimate	✓	✓	⊗	⊗

1) S235 Steel, for other contact Hilti.

⊗ Not Recommended

### SIDELAP FASTENERS — M9 COLLATED SCREWS

	Screw	Gauge	Optimization Possible
SLC	SLC 01	20, 22, 25	✓
	SLC 02	18, 20	✓
Standard	#10-16 x 3/4"	16, 18, 20, 22	N/A
	#12-24 x 7/8"	16, 18, 20, 22	N/A

#### UTILIZE PROFIS DF OPTIMIZATION FUNCTIONALITY TO:

- Design the most efficient roof and floor decks
- Propose more productive fastening patterns

- Use our SLC sidelap screws in combination with X-HSN nails or S-RT5+ screws to achieve high system load values with fewer fastening points
- SLC technology deforms the steel, instead of cutting it, to create higher load values in laps
- Higher productivity in sidelap applications when used with the Hilti SDT 9 stand-up handle
- User stands upright while driving screws on roofs, helping to reduce user fatigue and increase productivity

#### Applications

- Fastening overlapping metal sheets under insulated roofs
- Fastening metal sheets to support bar joists



Click images for more information

# SIDELAP ATTACHMENTS

## SDT 9 Stand-Up System



### SDT 9 STAND-UP HANDLE







- High speed, high productivity method for driving decking screws using a compatible screwdriver
- More comfortable, upright working position—less downtime due to operator fatigue
- Collated screw strips designed to provide trouble-free operation with reduced jamming
- Long, slender nosepiece—for easier access to deep and narrow profiles
- Height can be adjusted (36" –59")

#### Applications

- Fastening overlapping metal sheets under insulated roofs
- Fastening metal sheets to bar joists supports



### SDT 9 COMPATIBLE SCREWDRIVERS

	Tool	Speed	Frame	Gauge	Speed Kit	Battery
Cordless	ST 1800-A22 	1,800 rpm	< 3/16"	18, 20, 22	N/A	<b>B22 8.0</b> B22 5.2
	SD 5000-A22 	5,000 rpm	N/A	20, 22	✓	<b>B22 8.0</b> B22 5.2
Corded	ST 1800 	1,800 rpm	< 3/16"	16, 18, 20, 22	N/A	N/A
	SD 4500 	4,200 rpm	N/A	20, 22	✓	N/A

### SDT 9 ACCESSORIES



1	SDT 9 Screw Magazine	Replacement magazine for SDT 9
2	SDT Speed Kit	For use with SD 4500/5000 and SLC 01 #10-16x3/4" (HWH3)
3	SDT 9-NP B Nose Piece	Nose piece for black M9 collation with large screw heads like S-RT5+
4	SDT 9-NP R Nose Piece	Nose piece for red M9 collation like SLC and sidelap screws
5	S-SY NS SDT Speed	Replacement nut setter for use with speed kit
6	S-SY NS Nut Setter	Standard replacement nut setter
7	SDT 9-SG Strip Guide	Magazine strip guide

Click images for more information

# SHEAR CONNECTORS


## HVB System



## X-HVB SHEAR CONNECTORS

Economical alternative to stud welding—no expensive equipment required

- No welding—reduces risk of fire and toxic fumes caused by welding to galvanized steel
- Easier inspection—no need for destructive testing, as piston leaves a clear piston mark on top of washer
- No cables or power required—hand-held, powder-actuated system requiring no external power source
- Work in any weather—no need to wait for the rain to stop or the jobsite to dry; Hilti shear connectors can be fastened into place in virtually any weather



## HVB SYSTEM COMPONENTS

1	DX 76-MX	Tool
2	X-76-F-HVB	Fastener guide for HVB shear connectors
3	Piston X-76-P-HVB	Piston for DX 76 for HVB shear connectors
4	HVB Element	Shear element, various sizes
5	X-ENP-21 HVB	Single nail for shear connectors
6	6.8/18 M10	M10 .27 caliber long cartridge



# GAS CUTTING TOOLS

## Metal Deck



### DSH 600-X

- Top handle for more compact and lightweight design
- Fast blade stop—in less than 10 seconds
- Aluminum belt cover

#### Technical Data

- Motor cylinder: 63 cc
- Cut depth: 4 3/4"
- Blade size: 12"
- Rated power: 4.3 hp
- Operation: wet or dry



### DSH 700-X

- Most versatile gas cut-off saw in its class—even convertible to flush-cut mode
- Easy-start gas saw—unique auto-choke helps to make first-pull ignition the norm and flooded engines virtually impossible
- Robust—upgraded air filters and re-engineered internal components help the gas saw to deliver uninterrupted high performance
- Easy self-service maintenance

#### Technical Data

- Motor cylinder: 69 cc
- Cut depth: 5"
- Blade size: 14"
- Rated power: 4.7 hp
- Operation: wet or dry



### DSH 900-X

- Powerful gas cut-off saw engineered to make your most demanding cutting work quicker and easier
- Easy-start gas saw—unique auto-choke helps to make first-pull ignition the norm and flooded engines virtually impossible
- Robust—upgraded air filters and re-engineered internal components help the gas saw to deliver uninterrupted high performance
- Easy self-service maintenance

#### Technical Data

- Motor cylinder: 87 cc
- Cut depth: 6"
- Blade size: 14" or 16"
- Rated power: 5.8 hp
- Operation: wet or dry

# METAL CUTTING BLADES

## Large Cutting Discs



### METAL CUTTING DIAMOND BLADES



Description	Designed for	Size	Arbor	Tier
12" x 1"-20MM SPX METAL	Gas or electric saw	12"	20 mm/1"	●
14" x 1"-20MM SPX METAL	Gas or electric saw	14"	20 mm	●
16" x 1"-20MM SPX METAL	Gas or electric saw	16"	20 mm	●

### METAL DECK CUTTING DISCS



Description	Designed for	Size	Arbor	Tier
12" x 5/32" x 20 MD SPX	Gas or electric saw	12"	20 mm	●
12" x 5/32" x 1" MD SPX	Gas or electric saw	12"	1"	●
14" x 5/32" x 20 MD SPX	Gas or electric saw	14"	20 mm	●
14" x 5/32" x 1" MD SPX	Gas or electric saw	14"	1"	●

### GENERAL STEEL CUTTING DISCS



Description	Designed for	Size	Arbor	Tier
12" x 5/32" x 20 ST SPX	Gas or electric saw	12"	20 mm	●
12" x 5/32" x 1" ST SPX	Gas or electric saw	12"	1"	●
14" x 5/32" x 20 ST SPX	Gas or electric saw	14"	20 mm	●
14" x 5/32" x 1" ST SPX	Gas or electric saw	14"	1"	●
14" x 3/32" x 1" ST SP	Chop saw	14"	1"	●

### METAL DECK AND GENERAL STEEL



Description	Designed for	Size	Arbor	Tier
14" x 5/32" x 20 MD/ST SP	Gas or electric saw	14"	20 mm	●
14" x 5/32" x 1" MD/ST SP	Gas or electric saw	14"	1"	●

#### ●●●●●● SPX Ultimate

Ultimate performance for demanding applications


- Highest overall productivity and safety benefits
- Highest reliability in toughest conditions


#### ●●●●●○ SP Premium

Premium performance for a wide range of applications

- High productivity through Hilti system solutions
- Impressive versatility and reliability

Need help choosing a Diamond or Abrasive blade?

 **SPX Diamond**  
20–30x lifetime vs. abrasives

 **SPX Abrasive**  
4–5x speed vs. diamond

Highest Lifetime or Highest Speed — it's your choice.

#### SPX — OUTPERFORMING THE COMPETITION

- Up to 67% more cuts<sup>1</sup>
- Up to 60% more lifetime<sup>2</sup>
- Up to 50% more speed<sup>2</sup>

1 Compared to leading competitors when cutting angle iron

2 Compared to leading competitors when cutting double-stacked galvanized deck

# SOFTWARE AND SERVICES



## PROFIS DF DECK DESIGN SOFTWARE

- Design quality steel deck fastening systems in less time
- Hilti PROFIS DF Diaphragm software is designed to help select the optimum Hilti fastening solutions for your decking project
- Just input data—including the design method, relevant loads, deck type, support construction—and Hilti PROFIS DF Diaphragm will calculate the fasteners and systems for your project



## HILTI CONNECT

### Hilti's construction app brings tool services to your fingertips

Hilti Connect is an app that allows you to do the following on the jobsite and in the office:

- Identify tools—save time looking for tools by digitally connecting to your Hilti tools via NFC and Bluetooth
- View tool information and repair history—access valuable information about your Hilti tools to help you make the best cost decisions for your business
- Submit tools for repair—save time by seamlessly processing repairs for your tools right from your smartphone



## TOOL FLEET MANAGEMENT

### Optimize your tool crib to help keep your people, projects and business running at peak performance

- All-Inclusive Repairs
- Fixed Monthly Costs
- Theft Coverage
- Loaner Tools
- Tool Upgrades
- Tool Inventory and Labeling
- Tools on Demand



Hilti, Inc.  
Legacy Tower, Suite 1000  
7250 Dallas Parkway | Plano, TX 75024  
[www.facebook.com/HiltiNorthAmerica](https://www.facebook.com/HiltiNorthAmerica)  
[www.hilti.com](http://www.hilti.com)  
Customer Service: 1-800-879-8000

Hilti (Canada) Corporation  
2360 Meadowpine Boulevard  
Mississauga, ON L5N 6S2  
[www.facebook.com/HiltiNorthAmerica](https://www.facebook.com/HiltiNorthAmerica)  
[www.hilti.ca](http://www.hilti.ca)  
Customer Service: 1-800-363-4458