



# ArmourGard™

ICE AND WATER PROTECTOR



Premium “invisible” protection against roof leaks.

# ArmourGard™

PREMIUM ICE AND  
WATER PROTECTOR

## “Invisible” protection against roof leaks

IKO ArmourGard Ice and Water Protector is used for waterproofing under shingled roofs preventing water penetration due to ice dams or wind-driven rain. It can also be used as an underlayment around chimneys, dormers, vent stacks, skylights and other roof-top structures or apertures, around doors and windows, and as an exterior vapor barrier for foundations and basements.

### Get Premium Protection

IKO ArmourGard Ice & Water Protector is a modified bitumen roll roofing product with a self-adhesive backing protected by a silicone-treated release sheet, which is easily removed during installation. The inner membrane of the roll consists of a tough, non-woven, glass fiber mat which has been impregnated and coated with a specially formulated modified bitumen with exceptional elasticity. Sand is embedded into the top surface to provide the product with a non-slip surface for safety.

- ✓ Helps prevent water leakage due to ice dams and wind-driven rain
- ✓ Improved flexibility for superior performance
- ✓ Slip-resistant surface for safer application
- ✓ Tear-resistant membrane
- ✓ Glass fiber reinforced for extra strength
- ✓ Self-adhesive for watertight sealing
- ✓ Self-sealing around roofing nails
- ✓ Meets most building code requirements
- ✓ Perforated release sheet for easier installation

### PRODUCT SPECIFICATIONS

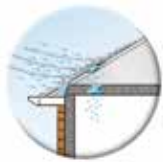
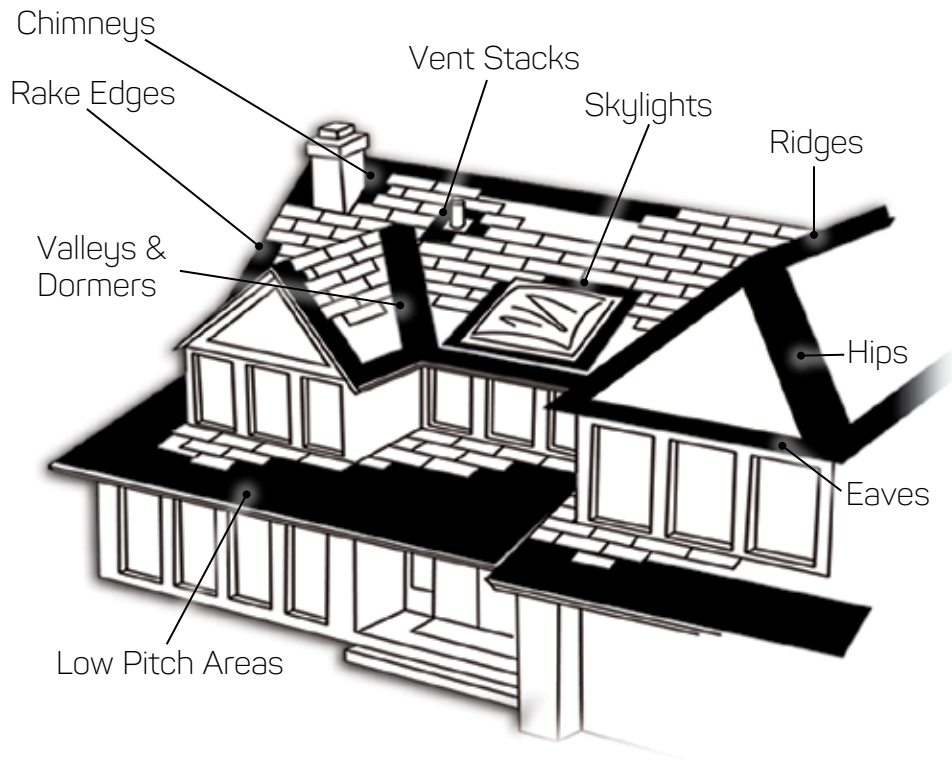
	2 square
Length	65' (19.8 m)
Width	36" (914 mm)
Roll Contents	195 sq ft (18.1 m <sup>2</sup> )

CCMC 12413-R

Note: All values shown are approximate.



# Use ArmourGard Ice & Water Protector on these critical roof areas.



## Protects Against Wind-Driven Rain

Rain, propelled by wind is blown under the shingles, allowing water to penetrate through the unprotected roof deck, causing interior damage. Roofs with lower slopes (2:12 to 5:12) are even more susceptible to this problem.



## Seals Around Nails

The rubberized asphalt layer in **IKO ArmourGard Ice & Water Protector** seals around roofing nails, resisting leakage caused by water backup behind ice dams, or from wind-driven rain.



## Helps Prevent Ice Dams

When melted snow runs down the roof to the colder eaves, an ice dam can form and cause water to back up under the shingles. Eventually, the water penetrates the unprotected roof deck and leaks through, damaging the building's interior.



## Slip-Resistant Surface

**IKO ArmourGard Ice & Water Protector** is sanded on the top to create a slip-resistant surface.

## Installation Instructions

### Surface Preparation:

- ✓ The roof deck must be clean, smooth, dry and free of sharp protrusions.
- ✓ Metal and masonry surfaces must be primed.

### Installation:

The following installation recommendations should be followed for best roof performance:

1. Cut the membrane into 10 ft to 15 ft (3 m to 4.5 m) lengths.
  2. Unroll and align with the lower edge of roof. Tack top selvage edge with four equally-spaced temporary fasteners.
  3. Lift the lower half and remove the lower release film, exposing the adhesive surface.
  4. Carefully reposition the membrane down onto the deck and press firmly in place. Avoid wrinkles. Remove temporary fasteners.
  5. Fold top half down and remove release film.
  6. Carefully reposition the membrane up onto the deck and press firmly in place. Avoid wrinkles.
- ✓ If two courses are required, the top course should overlap the selvage tape on the lower course.
  - ✓ End laps must be at least 6 in (15 cm) and rolled to ensure adhesion and should be located at least 24 in (61 cm) from those in the previous course.
  - ✓ Apply each course carefully.
  - ✓ Ideally suited for low sloped roof areas. Cover entire area with ArmourGard Ice & Water Protector, lapped as outlined above, and then shingle as per normal shingle exposures.


Caution: ArmourGard Ice & Water Protector is a vapor barrier. If it is used to cover the entire roof area, adequate and proper ventilation is necessary to avoid condensation beneath the roof deck.

## PROFORMAX™

INTEGRATED ROOFING ACCESSORIES

**Shingles alone are usually not enough to protect your home.** IKO has developed superior multilayered roofing components incorporating our industry-leading products. A complete roofing system ensures your roof's optimum performance.

1. **Deck Protection.** GoldShield™, ArmourGard™, IKO StormShield® Ice & Water Protectors and IKO GoldSeam™ Roof Sealing Tape.
2. **Synthetic Underlayment.** Stormtite® or RoofGard-Cool Grey™.
3. **Roof Starters.** Leading Edge Plus™ or EdgeSeal®.
4. **Cap Shingles.** Hip & Ridge 12™ or IKO UltraHP®/UltraHP IR®.



Find out more about our products now by talking to an IKO sales representative or your professional contractor or contact us directly at: **United States 1-888-IKO-ROOF (1-888-456-7663), Canada 1-855-IKO-ROOF (1-855-456-7663).** Or visit our website at: **IKO.COM.**

**Note:** The information in this document is subject to change without notice. IKO assumes no responsibility for errors that may appear in this document.