

PRODUCT TRANSPORTATION, HANDLING, AND STORAGE

Weyerhaeuser products are manufactured to specific tolerances under exacting production standards. Our customers expect high-quality structural wood products that are dimensionally stable and easy to install. However, mishandling Weyerhaeuser products or leaving them unprotected in wet conditions can compromise their structural capabilities, impact product dimensions, and cause installation problems. In addition, like any wood-based product, engineered lumber, sheathing, and panels are at risk for fungal decay if exposed to repeated wetting or high-moisture environments.

To help prevent these kinds of problems, avoid exposing Weyerhaeuser products to excessive moisture conditions or careless handling. The following guidelines explain how you can protect your Weyerhaeuser products and deliver the quality and performance that your customers expect.

Proper transportation, handling, and storage can help prevent exposure-related problems that affect the performance of engineered lumber and panels.

Transporting and Handling Weyerhaeuser Trus Joist® Products

Weyerhaeuser recommends that, whenever possible, Trus Joist® engineered lumber products be covered with a weatherproof tarp during transport.

Trus Joist® products are shipped in wrapped bundles and should remain wrapped during transportation and storage. The ends of individual pieces are protected by a high-quality sealer that inhibits end swelling by forming a barrier against moisture.

Handle Trus Joist® TimberStrand® LSL, Parallam® PSL, and Microllam® LVL in a flat orientation. Handle Trus Joist® TJI® joists in a vertical orientation. Protect the edges and ends from damage, keep the load level, and lift the stack from the center.

Transporting and Handling Weyerhaeuser Edge®, Edge Gold™, Diamond™ and Other OSB Products

Weyerhaeuser oriented strand board (OSB) sheathing and Edge®, Edge Gold™ and Diamond™ floor panels that are transported in open flatbed trucks should be covered with a weatherproof tarp.

All edges on Edge®, Edge Gold™ and Diamond™ floor panels are sealed for moisture and weather resistance. However, if panel edges do become swollen, they can be touch-sanded without structural loss.

Handle OSB sheathing and panels in a flat orientation. Protect the edges and ends from damage, keep the load level, and lift the stack from the center. When moving OSB with a forklift, stack on a bunk or a pallet and insert the forklift tines into the support, not into the panel or sheathing stack.

Storing Weyerhaeuser Products

While in inventory and on the job site, Weyerhaeuser products should be stored under a roof, tarp, or wrap; in a location with minimum moisture exposure. If they are stored outside, protect products from the elements on all sides. Promptly repair any tears or punctures in the protective wrap with product wrap tape. Ensure that no water is trapped within the wrap before taping it.

When covering Weyerhaeuser products with plastic, allow for proper ventilation. Covering products too tightly can create a warm, humid environment that may support the growth of mold or mildew.

Keep Weyerhaeuser products away from direct contact with the ground and allow the bottom of the bundle to breathe.

Product Transportation, Handling, and Storage

Supporting Trus Joist® engineered lumber products: Use support blocks (6x6 or larger) and stickers (2x3 or larger) at approximately 10' on-center. Align stickers to prevent storage camber. See details below. Rewrap material only when dry, and rewrap only with dry product wrap. Do not turn product wrap inside out because it has been designed for maximum protection and durability as originally packaged.

Supporting Weyerhaeuser OSB products: Use a platform made from cull panels and scrap lumber stickers (4x4 or larger) that extend across the width of the stack. Put one sticker in the center of the load and the others approximately 12" from each end. See detail below.

When covering OSB, drape plastic over the ends of the stack and secure it. Then drape plastic over the top and sides of the stack

and stake it to the ground, pulling ends away from the product to allow air circulation along the sides of the stack. See detail below.

Ordering Weyerhaeuser Product Wrap Tape or Product Wrap

Small holes in product wrap can be repaired with 3M Woven Patch Tape 442W, White, 99mm x 50m. To order additional product wrap, please contact Weyerhaeuser customer service.

Storing Trus Joist® Products

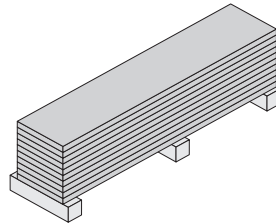


Protect products from sun and water.

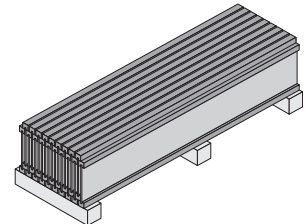
CAUTION: Wrap is slippery when wet or icy.

Align stickers (2x3 or larger) directly over support blocks.

Use support blocks (6x6 or larger) at 10' on-centre to keep products out of mud and water.

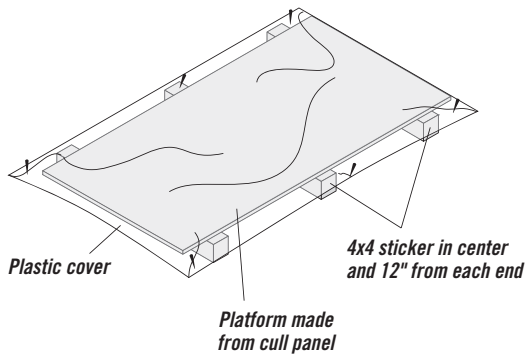


Store and handle Parallam® PSL, Microllam® LVL, and TimberStrand® LSL in a flat orientation (wrapped)



Store and handle TJI® joists in a vertical orientation (wrapped)

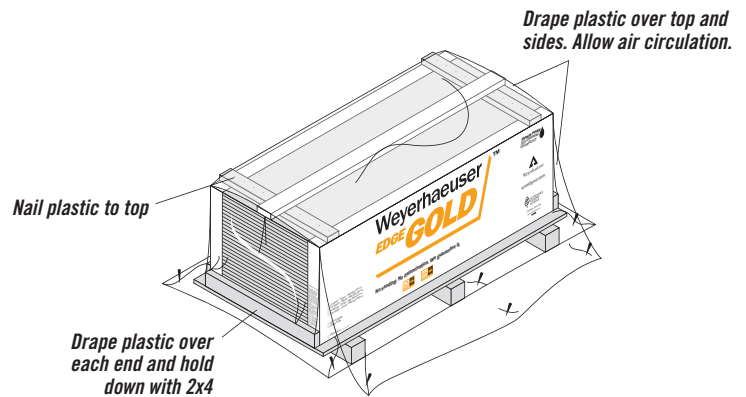
Storing Weyerhaeuser OSB Products



Plastic cover

4x4 sticker in center and 12" from each end

Platform made from cull panel



Drape plastic over top and sides. Allow air circulation.

Nail plastic to top

Drape plastic over each end and hold down with 2x4

Store and handle Weyerhaeuser OSB products in a flat orientation

Weyerhaeuser product wrap is recyclable.



May 2024 • Reorder 1507

CONTACT US | 1.888.453.8358 • weyerhaeuser.com/woodproducts/contact

This document supersedes all previous versions. If this is more than one year old, contact your dealer or Weyerhaeuser rep.

▲ Weyerhaeuser, Microllam, Parallam, TimberStrand, TJI, Trus Joist and Edge are registered trademarks and Edge Gold and Diamond are trademarks of Weyerhaeuser NR. © 2024 Weyerhaeuser NR Company. All rights reserved.