

ENTRANCE GRATE - Activ-Grate™ EG400 Series with EFSA4 Frame - Aluminum Grate with Surface Mount Aluminum Frame

SPECIFICATIONS:

Aluminium Roll-Up Entrance Grate with LDPE Hinges

Rail Material: 6063-T6 extruded aluminum alloy.

Frame Material: 6063-T5 extruded aluminum alloy.

Depth: 1/2" (12.7 mm).

Frame Width: 2" (50.8 mm)

Standard Finish: Mill.

Tread Spacing: 1-1/2" (38.1 mm) on center with 8 treads per foot in the direction of travel.

Spacing Between Rails: Heelproof spacing of 5/32".

Rolling Wheel Load Rating: 750 lbs

NOTE:

Verify traffic direction - traffic to run perpendicular to rails.

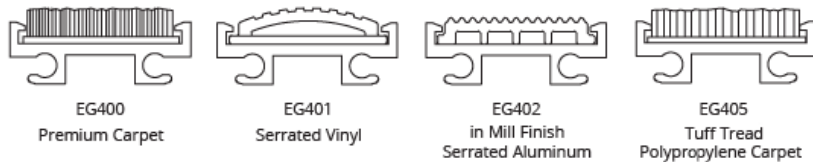

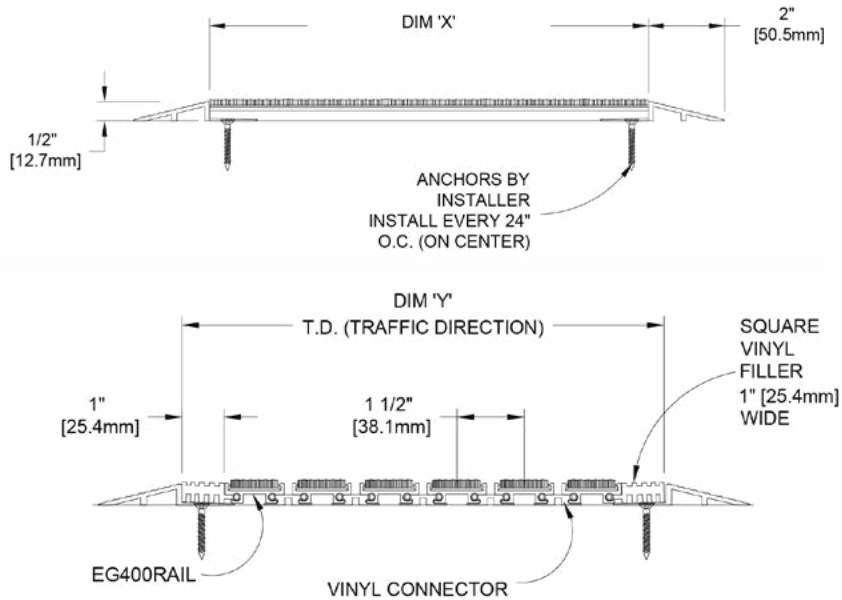
Maximum single section size not to exceed 12'-0" (3.66m) in width (dim "x") or 100 sq. ft.

If multiple sections, verify sectioning does not occur in traffic path.

Vinyl filler to be trimmed in field for tight fit.

Mat dimensions allow for clearance between mat section(s) and frame(s) in width (dim "x").

Additional product information including installation instructions may be found on our website.[s](#)



QTY	LOCATION	DIMENSION "X" <small>Width</small>	DIMENSION "Y" <small>Length</small>	FINISH	TREAD OPTIONS	TREAD COLOR	NOTES



800-554-6077
 sales@activarcpg.com
 www.activarcpg.com

9702 Newton Ave S. Bloomington, MN 55431 | Many Locations Nationwide

Distributor:		Project:
Contractor:		Approved By:
Date:		Architect:
Scale: N/A	Pages: 1 of 1	Item #: