

ENTRANCE GRATE - Activ-Grate™ EG900 Series with EFRA9 Frame - Aluminum Grate with Recessed Aluminum Angle Frame

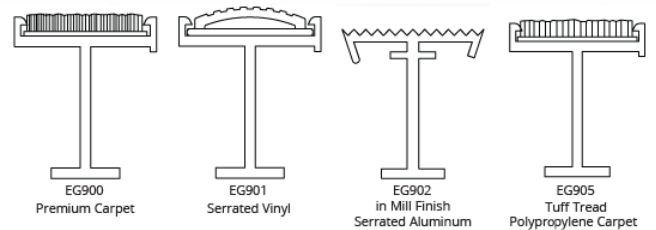

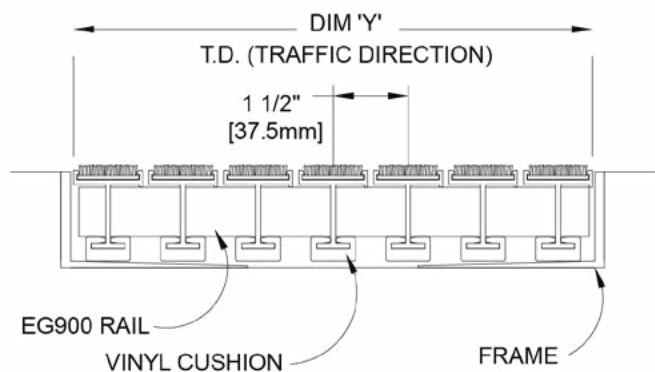
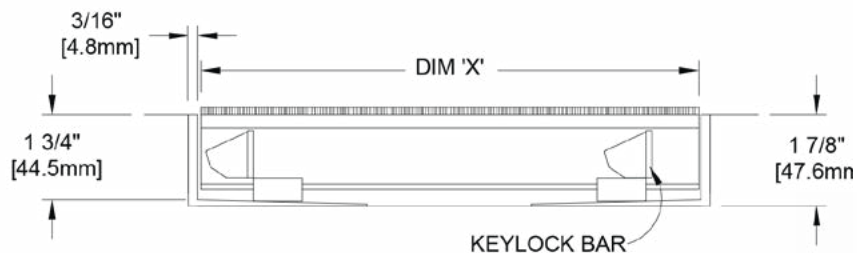
SPECIFICATIONS:

Rigid Aluminium Entrance Grate

- Rail Material: 6063-T5 extruded aluminum alloy.
- Frame Material: 6063-T6 extruded aluminum alloy.
- Depth: 1-3/4" (44.5 mm)
- Standard Finish: Mill.
- Tread Spacing: 1-1/2" (38.1 mm) on center with 6 treads per foot in the direction of travel.
- Spacing Between Rails: Heelproof spacing of 1/8"
- Rolling Wheel Load Rating: 400 lbs

NOTE:

- Verify traffic direction - traffic to run perpendicular to rails.
- Maximum single section size not to exceed 12'-0" (3.66m) in width (dim "x") or 36 sq. ft.
- If multiple sections, verify sectioning does not occur in traffic path.
- Spacer bar will be added if inside frame dimension of length (dim "y") is not divisible by 1.5'.
- Mat dimensions allow for clearance between mat section(s) and frame(s) in width (dim "x").
- Additional product information including installation instructions may be found on our website.



QTY	LOCATION	DIMENSION "X" <small>Width</small>	DIMENSION "Y" <small>Length</small>	FINISH	TREAD OPTIONS	TREAD COLOR	NOTES



800-554-6077
 sales@activarcpg.com
 www.activarcpg.com

9702 Newton Ave S. Bloomington, MN 55431 | Many Locations Nationwide

Distributor:		Project:
Contractor:		Approved By:
Date:		Architect:
Scale: N/A	Pages: 1 of 1	Item #: