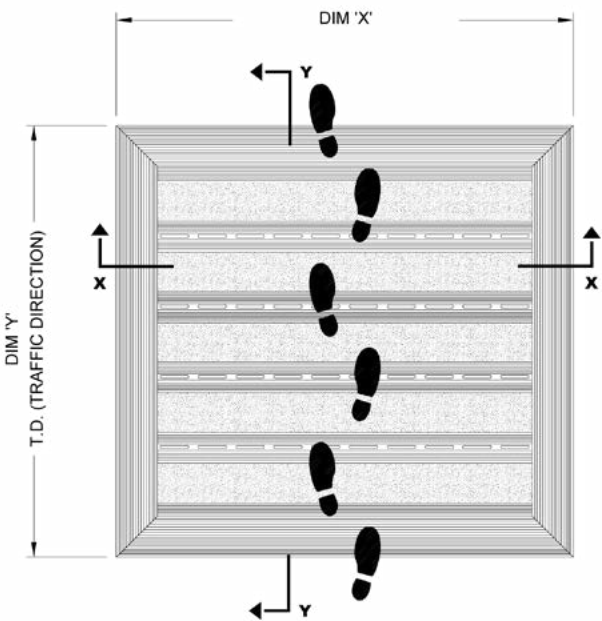
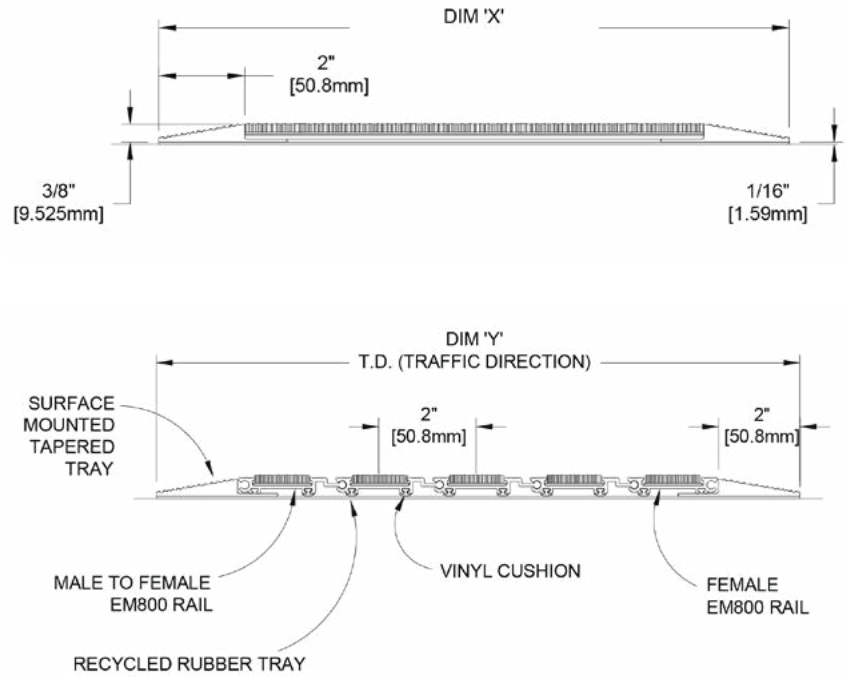
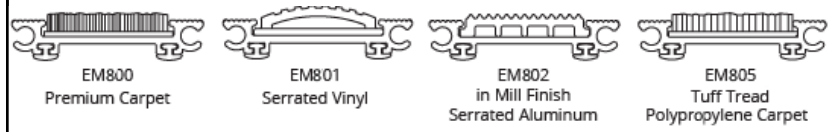


ENTRANCE MAT - Activ-Mat™ EM800 Series with EFST8 Frame - Aluminum Mat with Surface Mount Vinyl Frame & Rubber Tray **SPECIFICATIONS:**

Aluminium Roll-Up Entrance Mat with Aluminum Hinges
 Rail Material: 6063-T6 extruded aluminum alloy.
 Frame Material: Vinyl tapered frame with integral recycled rubber tray.
 Depth: 3/8" (9.5 mm).
 Frame Width: 2" (50.8mm)
 Standard Finish: Mill.
 Tread Spacing: 2" (50.8 mm) on center with 6 treads per foot in the direction of travel.
 Spacing Between Rails: Heelproof spacing of 3/16".
 Rolling Wheel Load Rating: 350 lbs



NOTE:
 Verify traffic direction - traffic to run perpendicular to rails.
 Maximum single section size not to exceed 12'-0" (3.66m) in width (dim "x") or 100 sq. ft.
 If multiple sections, verify sectioning does not occur in traffic path. .
 Mat dimensions allow for clearance between mat section(s) and frame(s) in width (dim "x").
 Additional product information including installation instructions may be found on our website.



QTY	LOCATION	DIMENSION "X" Width	DIMENSION "Y" Length	FINISH	TREAD OPTIONS	TREAD COLOR	NOTES

JL INDUSTRIES
 800-554-6077
 sales@activarcpg.com
 www.activarcpg.com
 9702 Newton Ave S. Bloomington, MN 55431 | Many Locations Nationwide

Distributor:	Project:
Contractor:	Approved By:
Date:	Architect:
Scale: N/A	Pages: 1 of 1
Item #:	