



# JM TPO SELF-ADHERED

SINGLE PLY ROOFING

## UP TO 3X FASTER INSTALLATION THAN TRADITIONALLY ADHERED TPO\*



SEE IT YOURSELF  
WATCH THE VIDEO

## ADVANTAGES OF CHOOSING SELF-ADHERING TPO:

### FAST-ADHERING INSTALLATION

*with factory-applied adhesive for "peel and stick" application. No adhesive flash-off needed*

### WIDE TEMPERATURE RANGE

*for installation at 20°F and higher†*

### EASY TO HANDLE

*5' JM TPO SA Flashing membrane for approved surfaces and temperatures\*\**

### NO ADDITIONAL VOC-CONTAINING ADHESIVES

## STARTS STRONG & STAYS STRONG

Easy-to-apply JM TPO SA adheres strong at installation and stays strong for the life of the roof.

*Every Roof Is Our Reputation*



\*Installation times may vary depending on conditions


\*\*Reference the JM TPO Applicator Guide for JM approved surfaces

†For temperatures between 20 °F - 40 °F the membrane must be installed using the JM SA Primer or JM SA Primer LVOC over any approved substrates.

# PRODUCT FEATURES

## JM TPO SA MEMBRANE

UL AND FM  
FIRE CODES  
Class A



EXCELLENT  
GREEN  
STRENGTH

Strong initial  
bond/adhesive




stronger  
time

FAST  
PRODUCT  
INSTALL

=

LABOR-  
SAVING  
SOLUTIONS

SPLIT  
RELEASE  
LINER



EXCEPTIONAL LAY-FLAT CAPABILITIES

## JM TPO SA FLASHING MEMBRANE

2X

TWO WELDABLE EDGES

Less scrap.  
Split the sheet to maximize your edges

VERTICAL  
APPLICATIONS

Never an issue

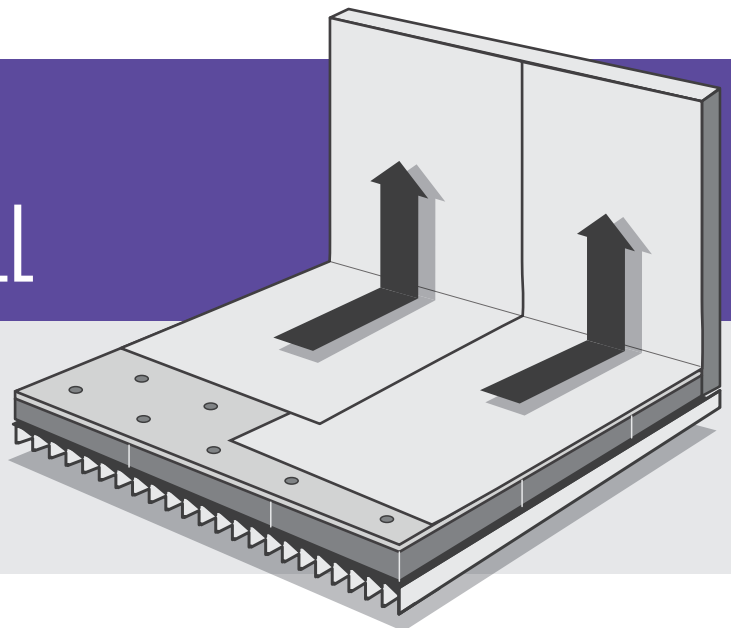


## NO INTERMEDIATE FASTENERS NEEDED UP 10 FT VERTICAL WALL

**SAVE TIME AND MONEY WITH  
JM TPO SELF-ADHERED**

**NO FASTENERS UPTO 10'**

*See installation guidelines for detailed instructions\**



LEARN MORE ABOUT JM TPO SA AS WELL AS OUR COMPREHENSIVE PORTFOLIO OF JM TPO AT [JM.COM/ROOFING](http://JM.COM/ROOFING)  
CLICK HERE TO REFERENCE THE JM TPO APPLICATOR GUIDE FOR JM APPROVED SURFACES