

**COLD ROLLED CHANNEL**

**USE:** Mechanical bridging for studs and applications involving metal lath and plaster.

**AVAILABLE DEPTHS:**

3/4", 1-1/2"

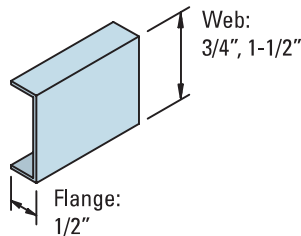
**AVAILABLE GAUGES:**

16 gauge

**STOCK LENGTHS:**

10 & 16 Ft.

Other lengths available upon request.



**UTILITY ANGLE**

**USE:** For miscellaneous attachments of intersecting framing components and right angle corner enclosures at lapped framing conditions.

**AVAILABLE SIZES (in):**

1-1/2 x 1-1/2, 2 x 2, 3 x 3, 4 x 4, 5 x 5, 6 x 6

**GAUGES:**

25, 22, 20, 18, 16, 14 & 12

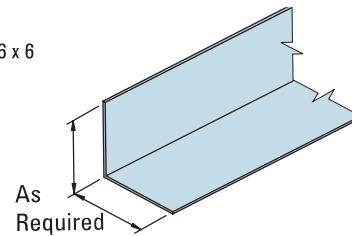
**PACKAGING:**

Varies

**STOCK LENGTHS:**

10 Ft.

Other lengths and gauges available upon request.



**Z-FURRING CHANNEL**

**USE:** For attachment of rigid insulation and wallboard to masonry walls.

**AVAILABLE DEPTHS:**

1", 1-1/2", & 2", 3"

**AVAILABLE GAUGES:**

25, 20, 18, 16, 14 & 12 gauge

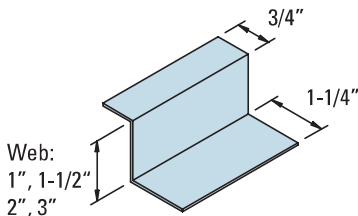
**PACKAGING:**

500 pieces per skid

**STOCK LENGTHS:**

10 Ft., 12 Ft.

Other lengths available upon request.



**FLAT STRAPS**

**USE:** Tension component. Backing plates for wall mounted fixtures, railings, Stud bridging, etc.

**AVAILABLE SIZES:**

1-1/2" to 12"

**GAUGES:**

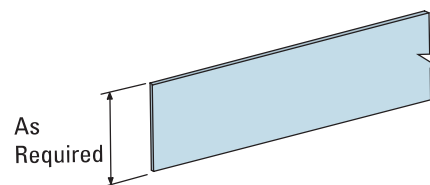
25, 22, 20, 18, 16, 14 & 12

**STOCK LENGTHS:** 10 Ft.

Other lengths available

by special order

Product furnished decoiled.



**METAL BEADS & TRIM**

ASTM A653, ASTM A1003, ASTM C1047

**1/2" & 5/8" U TRIM**



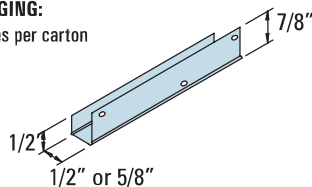
**USE:** Channel type trim that provides a protective edge for wallboard where wall openings or where the board terminates to other surfaces. The nailing flange is knurled to improve adherence of coatings.

**STOCK LENGTHS:**

10 Ft.

**PACKAGING:**

50 pieces per carton



**1/2" & 5/8" L TRIM**



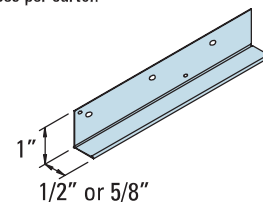
**USE:** Angle type drywall trim used as a finished edge after the wallboard has been attached.

**STOCK LENGTHS:**


10 Ft.

**PACKAGING:**

50 pieces per carton



**1/2" & 5/8" J TRIM**



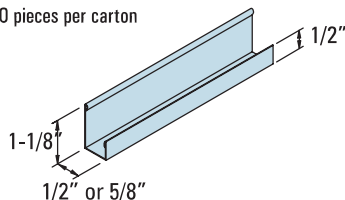
**USE:** Channel type trim that provides a protective edge for wallboard where finish spackling is not required.

**STOCK LENGTHS:**

10 Ft.

**PACKAGING:**

50 pieces per carton



**1 1/4" CORNER BEAD**



**USE:** Reinforcement for outside corners of gypsum wallboard partitions.

**STOCK LENGTHS & PACKAGING:**

6 Ft. 10 in 75 pieces per carton

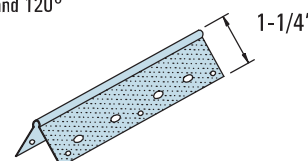
8 Ft. 63 pieces per carton

9 Ft. 56 pieces per carton


10 Ft. 50 pieces per carton

12 Ft. 42 pieces per carton

**NOTE:** Available in shiny or dull finish and 120°



**CORNER BEAD**



Provides rigid protection for the exposed edges of a wall; which can be nailed or staple applied. Flanges are perforated for positive joint compound bond.

Length	Pcs/Ctn	Ft/Ctn
8'	50	400
10'	50	500


**ARCHWAY CORNER BEAD**



A high quality trim bead that can be used in a variety of radius applications.

Length	Pcs/Ctn	Ft/Ctn
10'	50	500


**3/4" BULLNOSE CORNER BEAD**



Used in applications with high traffic or subject to high abuse. Gives corners a smooth rounded edge.

Length	Pcs/Ctn	Ft/Ctn
8'	35	280
10'	35	350


**3/4" BULLNOSE ARCHWAY**



Flexes for archways. This bead finishes arched and other curves perfectly.

Length	Pcs/Ctn	Ft/Ctn
8'	35	280
10'	35	350


**3/4" BULLNOSE SPLAY BEAD**



Adjusts easily to a variety of angles making it a very versatile product.

Length	Pcs/Ctn	Ft/Ctn
8'	35	280
10'	35	350

**3/4" BULLNOSE INSIDE BEAD**



Similar to our Bullnose Splay for inside corners. Versatile product adjusts easily to angles.

Length	Pcs/Ctn	Ft/Ctn
10'	35	350


**L TEAR-STRIP**



L configuration with a clean break tear strip; which saves time and creates a cleaner finish.

Length	Pcs/Ctn	Ft/Ctn
10'	50	500

**SPLAY BEAD**



This splay bead adjusts easily to a variety of angles.

Length	Pcs/Ctn	Ft/Ctn
8'	50	400
10'	50	500


**J-TRIM**



A high quality trim that provides a finished edge at gypsum board stops. Great at ceiling intersections and stops around doors & windows. Readily accepts paint.

Length	Pcs/Ctn	Ft/Ctn
8'	50	400
10'	50	500

**L-TRIM**



A sturdy vinyl trim for mud on applications.

Length	Pcs/Ctn	Ft/Ctn
8'	80	640
10'	80	800

**1-1/2" RADIUS BULLNOSE CORNER BEAD**



Specially coated for superior finish adhesion and is twice the radius of our standard vinyl bullnose.

Length	Pcs/Ctn	Ft/Ctn
8'	30	240
10'	30	300
12'	30	360

**1-1/2" RADIUS BULLNOSE ARCHWAY CORNER BEAD**



A compliment to our 1-1/2" Bullnose Corner Bead, this bead finishes arches and other curves perfectly.

Length	Pcs/Ctn	Ft/Ctn
8'	30	240
10'	30	300

**1-1/2" RADIUS SPLAYED BULLNOSE CORNER BEAD**



This splay bead adjusts easily to a variety of angles demanding a smoother finished edge.

Length	Pcs/Ctn	Ft/Ctn
8'	30	240
10'	30	300