

COLD ROLLED CHANNEL

USE: Mechanical bridging for studs and applications involving metal lath and plaster.

AVAILABLE DEPTHS:

3/4", 1-1/2"

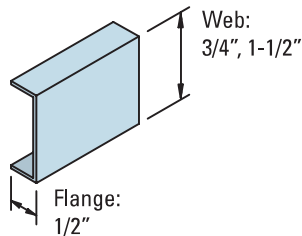
AVAILABLE GAUGES:

16 gauge

STOCK LENGTHS:

10 & 16 Ft.

Other lengths available upon request.



UTILITY ANGLE

USE: For miscellaneous attachments of intersecting framing components and right angle corner enclosures at lapped framing conditions.

AVAILABLE SIZES (in):

1-1/2 x 1-1/2, 2 x 2, 3 x 3, 4 x 4, 5 x 5, 6 x 6

GAUGES:

25, 22, 20, 18, 16, 14 & 12

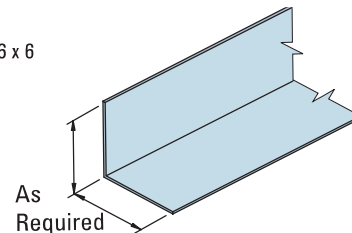
PACKAGING:

Varies

STOCK LENGTHS:

10 Ft.

Other lengths and gauges available upon request.



Z-FURRING CHANNEL

USE: For attachment of rigid insulation and wallboard to masonry walls.

AVAILABLE DEPTHS:

1", 1-1/2", & 2", 3"

AVAILABLE GAUGES:

25, 20, 18, 16, 14 & 12 gauge

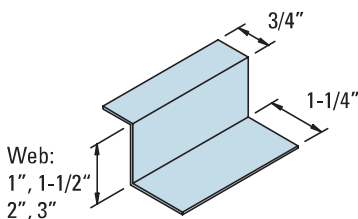
PACKAGING:

500 pieces per skid

STOCK LENGTHS:

10 Ft., 12 Ft.

Other lengths available upon request.



FLAT STRAPS

USE: Tension component. Backing plates for wall mounted fixtures, railings, Stud bridging, etc.

AVAILABLE SIZES:

1-1/2" to 12"

GAUGES:

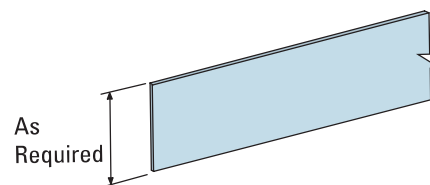
25, 22, 20, 18, 16, 14 & 12

STOCK LENGTHS: 10 Ft.

Other lengths available

by special order

Product furnished decoiled.



METAL BEADS & TRIM

ASTM A653, ASTM A1003, ASTM C1047

1/2" & 5/8" U TRIM



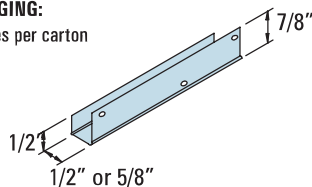
USE: Channel type trim that provides a protective edge for wallboard where wall openings or where the board terminates to other surfaces. The nailing flange is knurled to improve adherence of coatings.

STOCK LENGTHS:


10 Ft.

PACKAGING:

50 pieces per carton



1/2" & 5/8" L TRIM



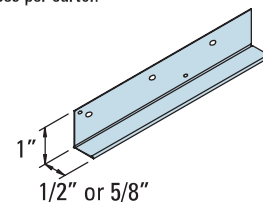
USE: Angle type drywall trim used as a finished edge after the wallboard has been attached.

STOCK LENGTHS:


10 Ft.

PACKAGING:

50 pieces per carton



1/2" & 5/8" J TRIM



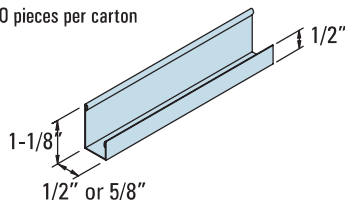
USE: Channel type trim that provides a protective edge for wallboard where finish spackling is not required.

STOCK LENGTHS:


10 Ft.

PACKAGING:

50 pieces per carton



1 1/4" CORNER BEAD



USE: Reinforcement for outside corners of gypsum wallboard partitions.

STOCK LENGTHS & PACKAGING:

6 Ft. 10 in 75 pieces per carton

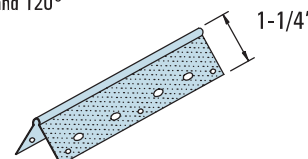
8 Ft. 63 pieces per carton

9 Ft. 56 pieces per carton

10 Ft. 50 pieces per carton

12 Ft. 42 pieces per carton

NOTE: Available in shiny or dull finish and 120°



CORNER BEAD



Provides rigid protection for the exposed edges of a wall; which can be nailed or staple applied. Flanges are perforated for positive joint compound bond.

Length	Pcs/Ctn	Ft/Ctn
8'	50	400
10'	50	500


ARCHWAY CORNER BEAD



A high quality trim bead that can be used in a variety of radius applications.

Length	Pcs/Ctn	Ft/Ctn
10'	50	500


3/4" BULLNOSE CORNER BEAD



Used in applications with high traffic or subject to high abuse. Gives corners a smooth rounded edge.

Length	Pcs/Ctn	Ft/Ctn
8'	35	280
10'	35	350

3/4" BULLNOSE ARCHWAY



Flexes for archways. This bead finishes arched and other curves perfectly.

Length	Pcs/Ctn	Ft/Ctn
8'	35	280
10'	35	350


3/4" BULLNOSE SPLAY BEAD



Adjusts easily to a variety of angles making it a very versatile product.

Length	Pcs/Ctn	Ft/Ctn
8'	35	280
10'	35	350

3/4" BULLNOSE INSIDE BEAD



Similar to our Bullnose Splay for inside corners. Versatile product adjusts easily to angles.

Length	Pcs/Ctn	Ft/Ctn
10'	35	350


L TEAR-STRIP



L configuration with a clean break tear strip; which saves time and creates a cleaner finish.

Length	Pcs/Ctn	Ft/Ctn
10'	50	500

SPLAY BEAD



This splay bead adjusts easily to a variety of angles.

Length	Pcs/Ctn	Ft/Ctn
8'	50	400
10'	50	500

J-TRIM



A high quality trim that provides a finished edge at gypsum board stops. Great at ceiling intersections and stops around doors & windows. Readily accepts paint.

Length	Pcs/Ctn	Ft/Ctn
8'	50	400
10'	50	500

L-TRIM



A sturdy vinyl trim for mud on applications.

Length	Pcs/Ctn	Ft/Ctn
8'	80	640
10'	80	800


1-1/2" RADIUS BULLNOSE CORNER BEAD



Specially coated for superior finish adhesion and is twice the radius of our standard vinyl bullnose.

Length	Pcs/Ctn	Ft/Ctn
8'	30	240
10'	30	300
12'	30	360

1-1/2" RADIUS BULLNOSE ARCHWAY CORNER BEAD



A compliment to our 1-1/2" Bullnose Corner Bead, this bead finishes arches and other curves perfectly.

Length	Pcs/Ctn	Ft/Ctn
8'	30	240
10'	30	300

1-1/2" RADIUS SPLAYED BULLNOSE CORNER BEAD



This splay bead adjusts easily to a variety of angles demanding a smoother finished edge.

Length	Pcs/Ctn	Ft/Ctn
8'	30	240
10'	30	300