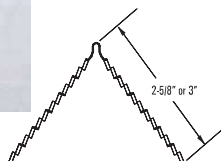


1-A EXPANDED CORNER BEAD



USE: Available in zinc or galvanized steel. Wide expanded flanges are easily flexed. Preferred for irregular corners. It provides increased reinforcement close to the nose of the bead. Zinc should be used for exterior applications.

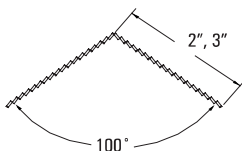


Product	Size		Length		Carton Quantity				
					Weight		Length		
	in.	(mm)	ft.	(m)	No. Pcs.	lbs.	(kg)	ft.	(m)
1-A Expanded Corner Bead, Galvanized	2-5/8	(66.7)	8	(2.44)	30	52	(23.6)	240	(73.2)
			10	(3.05)	30	56	(25.5)	300	(91.4)
1-A Expanded Corner Bead, Zinc	2-5/8	(66.7)	10	(3.05)	30	48	(21.8)	300	(91.4)
1-A Expanded Corner Bead, Galvanized	3	(76.2)	8	(2.44)	30	58	(26)	240	(73.2)
			10	(3.05)	30	63	(29)	300	(91.4)
1-A Expanded Corner Bead, Zinc	3	(76.2)	10	(3.05)	30	58	(26)	300	(73.2)

CORNERITE




USE: Expanded mesh component that is used as corner reinforcement on interior angles where lath is not carried around and over non-ferrous bases such as masonry and wood lath.

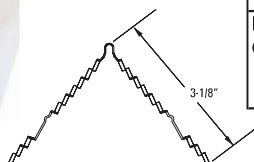


Size	Box Qty.	Length
2"	75	8'
3"	75	8'

DOUBLE X CORNER BEAD




USE: It is galvanized steel and has full 3-1/8" flanges. It is easily adjusted for plaster depth on columns and is ideal for structural tile corners with rough masonry. Double X Corner Bead has perforated stiffening ribs along the expanded flanges.



Product	Size		Length		Carton Quantity				
					Weight		Length		
	in.	(mm)	ft.	(m)	No. Pcs.	lbs.	(kg)	ft.	(m)
Double X Corner Bead	3-1/8	(82.6)	8	(2.44)	30	61	(27.7)	240	(73.2)
			9	(2.74)	30	69	(31.4)	270	(82.3)
			10	(3.05)	30	76	(34.5)	300	(91.4)
			12	(3.66)	30	91	(41.4)	360	(109.7)

STRIP LATH



USE: An expanded mesh product used to fill voids in wire lath construction and as a base for wire lath patches.

Size	Box Qty.	Length
4"	75	8'
6"	75	8'