

Marino\WARE® Product Submittal Data

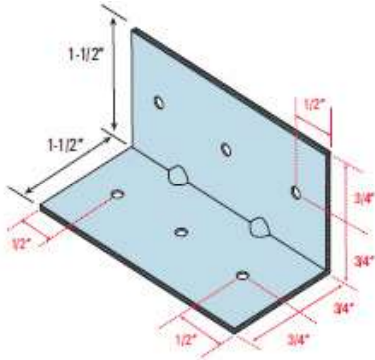
MARINO\WARE PART # UA Utility Clip - 12 ga

MATERIAL: 12 gauge
FINISH: Galvanized – G90

- Leg lengths available from 3-1/4" through 15-3/4". (See table for exact sizes)
- Leg widths available in 1-1/2", 2", 3" and 4".
- Pre-punched for faster and more accurate fastener attachment.

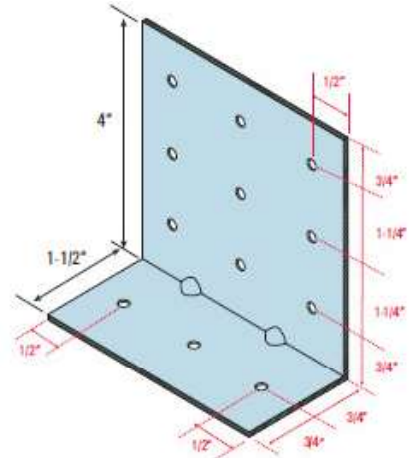
1-1/2" x 1-1/2" Angle

Length	No. of Holes
3-1/4"	6
5-1/4"	6
7-3/4"	10
9"	10
9-3/4"	10
11-3/4"	14
13-3/4"	18
15-3/4"	18



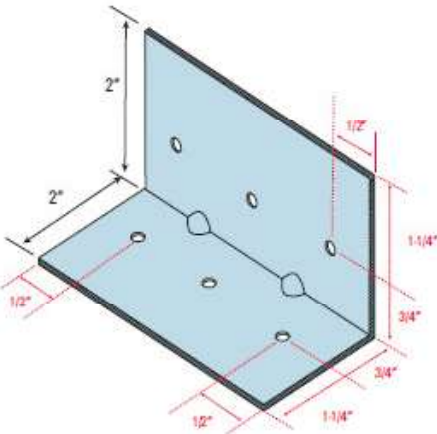
1-1/2" x 4" Angle

Length	No. of Holes
3-1/4"	12
5-1/4"	12
7-3/4"	20
9"	20
9-3/4"	20
11-3/4"	28
13-3/4"	36
15-3/4"	36



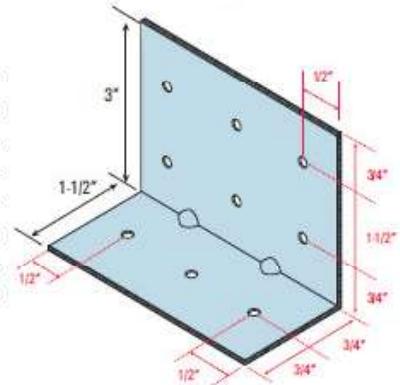
2" x 2" Angle

Length	No. of Holes
3-1/4"	6
5-1/4"	6
7-3/4"	10
9"	10
9-3/4"	10
11-3/4"	14
13-3/4"	18
15-3/4"	18



1-1/2" x 3" Angle

Length	No. of Holes
3-1/4"	9
5-1/4"	9
7-3/4"	15
9"	15
9-3/4"	15
11-3/4"	21
13-3/4"	27
15-3/4"	27



CODES & STANDARDS

- Steel meets ASTM A1003
- Coating meets ASTM A1003, A653
- ICC ES ESR-3578

GREEN INFO

- LEED v4 credits available
- Contact Technical Services for more information

ClipSource™



For more information, please contact Marino\WARE Technical Services at 866-545-1545.

This technical information reflects the most current information available and supersedes any and all publications, effective 10/1/2021.
 © Copyright 2021 by Ware Industries, Inc. All rights reserved

Marino\WARE® Product Submittal Data

UA Clips - 12 Gauge					Allowable Load (lbs)											
Model No.	Thickness (mil/ga)	Size (in.)	Box Qty	Screws	20ga (33 mil) 33 ksi		18ga (43 mil) 33 ksi		16ga (54 mil) 33 ksi		16ga (54 mil) 50 ksi		14ga (68 mil) 50 ksi		12ga (97 mil) 50 ksi	
					F1	F2	F1	F2	F1	F2	F1	F2	F1	F2	F1	F2
UA-113-12	97 (12 ga)	1-1/2 x 1-1/2 x 3-1/4	100	3-#10	686	435	907	645	907	909	1313	1290	1589	1290	1589	1290
UA-223-12	97 (12 ga)	2 x 2 x 3-1/4	100	3-#10	686	435	907	645	907	909	1313	1290	1589	1290	1589	1290
UA-133-12	97 (12 ga)	1-1/2 x 3 x 3-1/4	100	3-#10	686	435	907	645	907	909	1313	1290	1537	1290	1537	1290
UA-143-12	97 (12 ga)	1-1/2 x 4 x 3-1/4	50	3-#10	686	435	907	645	907	909	1313	1290	1426	1290	1426	1290
UA-115-12	97 (12 ga)	1-1/2 x 1-1/2 x 5-1/4	100	3-#10	686	435	907	645	907	909	1313	1290	1589	1290	1589	1290
UA-225-12	97 (12 ga)	2 x 2 x 5-1/4	50	3-#10	686	435	907	645	907	909	1313	1290	1589	1290	1589	1290
UA-135-12	97 (12 ga)	1-1/2 x 3 x 5-1/4	50	3-#10	686	435	907	645	907	909	1313	1290	1537	1290	1537	1290
UA-145-12	97 (12 ga)	1 1/2 x 4 x 5 1/4	50	3-#10	686	435	907	645	907	909	1313	1290	1426	1290	1426	1290
UA-118-12	97 (12 ga)	1-1/2 x 1-1/2 x 7-3/4	50	5-#10	1143	725	1512	1075	1512	1515	2188	2150	2649	2150	2649	2150
UA-228-12	97 (12 ga)	2 x 2 x 7-3/4	50	5-#10	1143	725	1512	1075	1512	1515	2188	2150	2649	2150	2649	2150
UA-138-12	97 (12 ga)	1-1/2 x 3 x 7-3/4	25	5-#10	1143	725	1512	1075	1512	1515	2188	2150	2562	2150	2562	2150
UA-148-12	97 (12 ga)	1-1/2 x 4 x 7-3/4	25	5-#10	1143	725	1512	1075	1512	1515	2188	2150	2377	2150	2377	2150
UA-119-12	97 (12 ga)	1-1/2 x 1-1/2 x 9	50	5-#10	1143	725	1512	1075	1512	1515	2188	2150	2649	2150	2649	2150
UA-229-12	97 (12 ga)	2 x 2 x 9	25	5-#10	1143	725	1512	1075	1512	1515	2188	2150	2649	2150	2649	2150
UA-139-12	97 (12 ga)	1-1/2 x 3 x 9	25	5-#10	1143	725	1512	1075	1512	1515	2188	2150	2562	2150	2562	2150
UA-149-12	97 (12 ga)	1-1/2 x 4 x 9	25	5-#10	1143	725	1512	1075	1512	1515	2188	2150	2377	2150	2377	2150
UA-1110-12	97 (12 ga)	1-1/2 x 1-1/2 x 9-3/4	50	5-#10	1143	725	1512	1075	1512	1515	2188	2150	2649	2150	2649	2150
UA-2210-12	97 (12 ga)	2 x 2 x 9-3/4	25	5-#10	1143	725	1512	1075	1512	1515	2188	2150	2649	2150	2649	2150
UA-1310-12	97 (12 ga)	1-1/2 x 3 x 9-3/4	25	5-#10	1143	725	1512	1075	1512	1515	2188	2150	2562	2150	2562	2150
UA-1410-12	97 (12 ga)	1-1/2 x 4 x 9-3/4	25	5-#10	1143	725	1512	1075	1512	1515	2188	2150	2377	2150	2377	2150
UA-1112-12	97 (12 ga)	1-1/2 x 1-1/2 x 1-13/4	25	7-#10	1600	1015	2116	1505	2116	2121	3063	3010	3709	3010	3709	3010
UA-2212-12	97 (12 ga)	2 x 2 x 11-3/4	25	7-#10	1600	1015	2116	1505	2116	2121	3063	3010	3709	3010	3709	3010
UA-1312-12	97 (12 ga)	1-1/2 x 3 x 11-3/4	25	7-#10	1600	1015	2116	1505	2116	2121	3063	3010	3586	3010	3586	3010
UA-1412-12	97 (12 ga)	1-1/2 x 4 x 11-3/4	25	7-#10	1600	1015	2116	1505	2116	2121	3063	3010	3328	3010	3328	3010
UA-1114-12	97 (12 ga)	1-1/2 x 1-1/2 x 13-3/4	25	9-#10	2057	1305	2721	1935	2721	2727	3938	3870	4768	3870	4768	3870
UA-2214-12	97 (12 ga)	2 x 2 x 13-3/4	25	9-#10	2057	1305	2721	1935	2721	2727	3938	3870	4768	3870	4768	3870
UA-1314-12	97 (12 ga)	1-1/2 x 3 x 13-3/4	15	9-#10	2057	1305	2721	1935	2721	2727	3938	3870	4611	3870	4611	3870
UA-1414-12	97 (12 ga)	1-1/2 x 4 x 13-3/4	15	9-#10	2057	1305	2721	1935	2721	2727	3938	3870	4279	3870	4279	3870
UA-1116-12	97 (12 ga)	1-1/2 x 1-1/2 x 15-3/4	25	9-#10	2057	1305	2721	1935	2721	2727	3938	3870	4768	3870	4768	3870
UA-2216-12	97 (12 ga)	2 x 2 x 15-3/4	15	9-#10	2057	1305	2721	1935	2721	2727	3938	3870	4768	3870	4768	3870
UA-1316-12	97 (12 ga)	1-1/2 x 3 x 15-3/4	15	9-#10	2057	1305	2721	1935	2721	2727	3938	3870	4611	3870	4611	3870
UA-1416-12	97 (12 ga)	1-1/2 x 4 x 15-3/4	15	9-#10	2057	1305	2721	1935	2721	2727	3938	3870	4279	3870	4279	3870

- Notes:
1. Allowable loads have not been increased for wind or seismic.
 2. Allowable strength shown is the lowest value from the four failure modes: screw tilting/bearing, screw shear, screw pull-over and the serviceability limit state of 1/8" deflection of CFS members.
 3. It is the responsibility of design professional to design the connection of UA connectors to the supporting structure. In the test program, this connection was made with cap screws with a head diameter of 0.29". The allowable loads should be conservative for any fastener with a head diameter equal to or greater than 0.29".
 4. F1 = Shear, F2 = Tension



www.marinoware.com

For more information, please contact Marino\WARE Technical Services at 866-545-1545.

This technical information reflects the most current information available and supersedes any and all publications, effective 10/1/2021.

© Copyright 2021 by Ware Industries, Inc. All rights reserved