

# Marino\WARE® Product Submittal Data

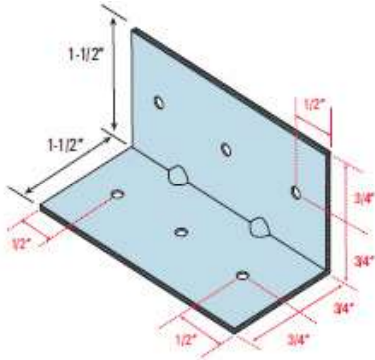
## MARINO\WARE PART # UA Utility Clip - 16 ga

**MATERIAL:** 16 gauge  
**FINISH:** Galvanized – G90

- Leg lengths available from 3-1/4" through 15-3/4". (See table for exact sizes)
- Leg widths available in 1-1/2", 2", 3" and 4".
- Pre-punched for faster and more accurate fastener attachment.

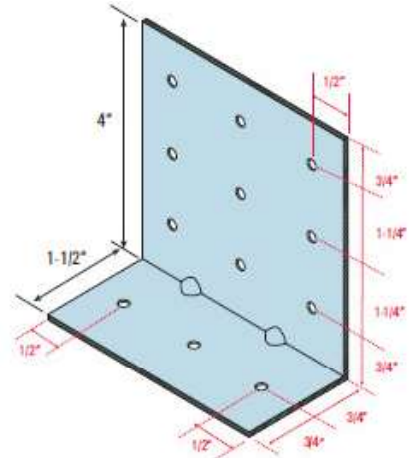
**1-1/2" x 1-1/2" Angle**

Length	No. of Holes
3-1/4"	6
5-1/4"	6
7-3/4"	10
9"	10
9-3/4"	10
11-3/4"	14
13-3/4"	18
15-3/4"	18



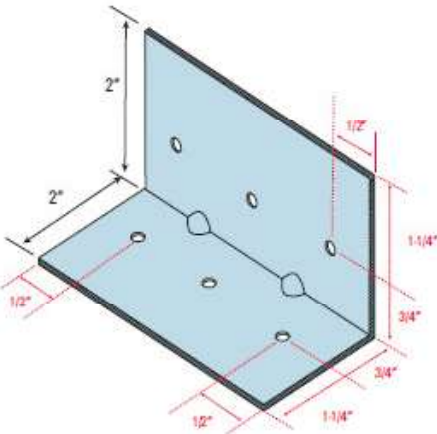
**1-1/2" x 4" Angle**

Length	No. of Holes
3-1/4"	12
5-1/4"	12
7-3/4"	20
9"	20
9-3/4"	20
11-3/4"	28
13-3/4"	36
15-3/4"	36



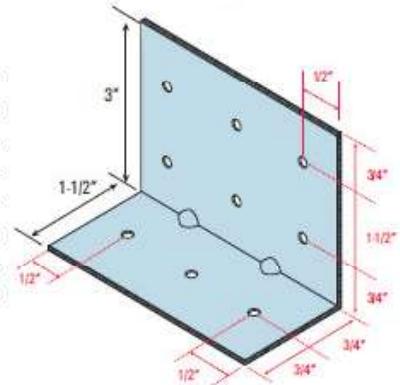
**2" x 2" Angle**

Length	No. of Holes
3-1/4"	6
5-1/4"	6
7-3/4"	10
9"	10
9-3/4"	10
11-3/4"	14
13-3/4"	18
15-3/4"	18



**1-1/2" x 3" Angle**

Length	No. of Holes
3-1/4"	9
5-1/4"	9
7-3/4"	15
9"	15
9-3/4"	15
11-3/4"	21
13-3/4"	27
15-3/4"	27



### CODES & STANDARDS

- Steel meets ASTM A1003
- Coating meets ASTM A1003, A653
- ICC ES ESR-3578

### GREEN INFO

- LEED v4 credits available
- Contact Technical Services for more information

**ClipSource™**

**MARINO\WARE®**  
[www.marinoware.com](http://www.marinoware.com)

For more information, please contact Marino\WARE Technical Services at 866-545-1545.

This technical information reflects the most current information available and supersedes any and all publications, effective 10/1/2021.

© Copyright 2021 by Ware Industries, Inc. All rights reserved

# Marino\WARE® Product Submittal Data

UA Clips - 16 Gauge					Allowable Load (lbs)											
Model No.	Thickness (mil/ga)	Size (in.)	Box Qty	Screws	20ga (33 mil) 33 ksi		18ga (43 mil) 33 ksi		16ga (54 mil) 33 ksi		16ga (54 mil) 50 ksi		14ga (68 mil) 50 ksi		12ga (97 mil) 50 ksi	
					F1	F2	F1	F2	F1	F2	F1	F2	F1	F2	F1	F2
					UA-113-16	54 (16 ga)	1-1/2 x 1-1/2 x 3-1/4	100	3-#10	686	380	907	462	907	546	1313
UA-223-16	54 (16 ga)	2 x 2 x 3-1/4	100	3-#10	686	380	907	462	907	546	1313	546	1589	644	1589	644
UA-133-16	54 (16 ga)	1-1/2 x 3 x 3-1/4	100	3-#10	562	380	562	462	562	546	722	546	722	644	722	644
UA-143-16	54 (16 ga)	1-1/2 x 4 x 3-1/4	100	3-#10	495	380	489	462	489	546	489	546	489	644	489	644
UA-115-16	54 (16 ga)	1-1/2 x 1-1/2 x 5-1/4	100	3-#10	686	435	907	645	907	882	1313	882	1589	1040	1589	1040
UA-225-16	54 (16 ga)	2 x 2 x 5-1/4	100	3-#10	686	435	907	645	907	882	1313	882	1589	1040	1589	1040
UA-135-16	54 (16 ga)	1-1/2 x 3 x 5-1/4	50	3-#10	562	435	562	645	562	882	722	882	722	1040	722	1040
UA-145-16	54 (16 ga)	1-1/2 x 4 x 5-1/4	50	3-#10	495	435	489	645	489	882	489	882	489	1040	489	1040
UA-118-16	54 (16 ga)	1-1/2 x 1-1/2 x 7-3/4	50	5-#10	1143	725	1512	1075	1512	1302	2188	1302	2649	1535	2649	1535
UA-228-16	54 (16 ga)	2 x 2 x 7-3/4	50	5-#10	1143	725	1512	1075	1512	1302	2188	1302	2649	1535	2649	1535
UA-138-16	54 (16 ga)	1-1/2 x 3 x 7-3/4	25	5-#10	1143	725	1512	1075	1512	1302	2188	1302	2562	1535	2562	1535
UA-148-16	54 (16 ga)	1-1/2 x 4 x 7-3/4	25	5-#10	1143	725	1468	1075	1468	1302	1468	1302	1468	1535	1468	1535
UA-119-16	54 (16 ga)	1-1/2 x 1-1/2 x 9	50	5-#10	1143	725	1512	1075	1512	1512	2188	1512	2649	1782	2649	1782
UA-229-16	54 (16 ga)	2 x 2 x 9	50	5-#10	1143	725	1512	1075	1512	1512	2188	1512	2649	1782	2649	1782
UA-139-16	54 (16 ga)	1-1/2 x 3 x 9	25	5-#10	1143	725	1512	1075	1512	1512	2188	1512	2562	1782	2562	1782
UA-149-16	54 (16 ga)	1-1/2 x 4 x 9	25	5-#10	1143	725	1512	1075	1512	1512	2188	1512	2377	1782	2377	1782
UA-1110-16	54 (16 ga)	1-1/2 x 1-1/2 x 9-3/4	50	5-#10	1143	725	1512	1075	1512	1515	2188	1638	2649	1795	2649	1795
UA-2210-16	54 (16 ga)	2 x 2 x 9-3/4	50	5-#10	1143	725	1512	1075	1512	1515	2188	1638	2649	1795	2649	1795
UA-1310-16	54 (16 ga)	1-1/2 x 3 x 9-3/4	25	5-#10	1143	725	1512	1075	1512	1515	2188	1638	2562	1795	2562	1795
UA-1410-16	54 (16 ga)	1-1/2 x 4 x 9-3/4	25	5-#10	1143	725	1512	1075	1512	1515	2188	1638	2377	1795	2377	1795
UA-1112-16	54 (16 ga)	1-1/2 x 1-1/2 x 11-3/4	50	7-#10	1600	1015	2116	1505	2116	1974	3063	1974	3709	2327	3709	2327
UA-2212-16	54 (16 ga)	2 x 2 x 11-3/4	50	7-#10	1600	1015	2116	1505	2116	1974	3063	1974	3709	2327	3709	2327
UA-1312-16	54 (16 ga)	1-1/2 x 3 x 11-3/4	25	7-#10	1600	1015	2116	1505	2116	1974	3063	1974	3586	2327	3586	2327
UA-1412-16	54 (16 ga)	1-1/2 x 4 x 11-3/4	25	7-#10	1600	1015	2116	1505	2116	1974	3063	1974	3328	2327	3328	2327
UA-1114-16	54 (16 ga)	1-1/2 x 1-1/2 x 13-3/4	50	9-#10	2057	1305	2721	1935	2721	2310	3938	2310	4768	2723	4768	2723
UA-2214-16	54 (16 ga)	2 x 2 x 13-3/4	50	9-#10	2057	1305	2721	1935	2721	2310	3938	2310	4768	2723	4768	2723
UA-1314-16	54 (16 ga)	1-1/2 x 3 x 13-3/4	25	9-#10	2057	1305	2721	1935	2721	2310	3938	2310	4611	2723	4611	3231
UA-1414-16	54 (16 ga)	1-1/2 x 4 x 13-3/4	25	9-#10	2057	1305	2721	1935	2721	2310	3938	2310	4279	2723	4279	3231
UA-1116-16	54 (16 ga)	1-1/2 x 1-1/2 x 15-3/4	50	9-#10	2057	1305	2721	1935	2721	2646	3938	2646	4768	3119	4768	3119
UA-2216-16	54 (16 ga)	2 x 2 x 15-3/4	25	9-#10	2057	1305	2721	1935	2721	2646	3938	2646	4768	3119	4768	3119
UA-1316-16	54 (16 ga)	1-1/2 x 3 x 15-3/4	25	9-#10	2057	1305	2721	1935	2721	2646	3938	2646	4611	3119	4611	3119
UA-1416-16	54 (16 ga)	1-1/2 x 4 x 15-3/4	25	9-#10	2057	1305	2721	1935	2721	2646	3938	2646	4279	3119	4279	3119

- Notes:
1. Allowable loads have not been increased for wind or seismic.
  2. Allowable strength shown is the lowest value from the four failure modes: screw tilting/bearing, screw shear, screw pull-over and the serviceability limit state of 1/8" deflection of CFS members.
  3. It is the responsibility of design professional to design the connection of UA connectors to the supporting structure. In the test program, this connection was made with cap screws with a head diameter of 0.29". The allowable loads should be conservative for any fastener with a header diameter equal to or greater than 0.29".
  4. F1=Shear, F2=Tension



www.marinoware.com

For more information, please contact Marino\WARE Technical Services at 866-545-1545.

This technical information reflects the most current information available and supersedes any and all publications, effective 10/1/2021.

© Copyright 2021 by Ware Industries, Inc. All rights reserved