

CT STUD, TABBED TRACK & JAMB TRACK


MarinoWARE® created its CT Shaftwall System, to be a flexible shaftwall assembly that can accommodate any UL Classified gypsum liner board for maximum versatility in design, purchase, and construction. The MarinoWARE CT Shaftwall System is comprised of CT-Stud and Tabbed Track components, resulting in easier installation and fewer parts to inventory and purchase.

Features include:

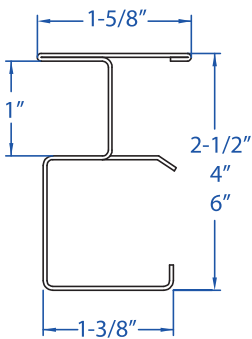
- Fire rated
- Full range of sizes: 2 1/2", 4", and 6"
- 25, 20 and 18 gauges
- Multiple production locations
- Next day delivery options
- One-sided installation design

PHYSICAL PROPERTIES							SECTION PROPERTIES			
MODEL NO.	WEB	GAUGE	MIL	KSI	DESIGN (in)	COATING	WEIGHT (lb/ft)	AREA (in ²)	Ix (in ⁴)	Sx (in ³)
212CT25	2-1/2"	25	18	40	0.0188	G40	0.456	0.134	0.127	0.0939
212CT20	2-1/2"	20	33	40	0.0346	G40	0.833	0.245	0.226	0.166
400CT25	4"	25	18	40	0.0188	G40	0.552	0.162	0.387	0.185
400CT20	4"	20	33	40	0.0346	G40	1.010	0.297	0.695	0.331
400CT18	4"	18	43	40	0.0451	G60	1.310	0.385	0.892	0.424
600CT20	6"	20	33	40	0.0346	G40	1.250	0.366	1.850	0.598
600CT18	6"	18	43	40	0.0451	G60	1.620	0.475	2.380	0.770

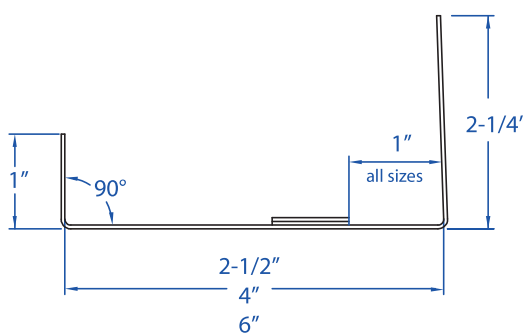
- Notes:
1. Tabbed Track and Jamb Track available in same size and gauge as CT studs
 2. Lx = Moment of inertia
 3. Sx = Section modulus
 4. A = Sectional area



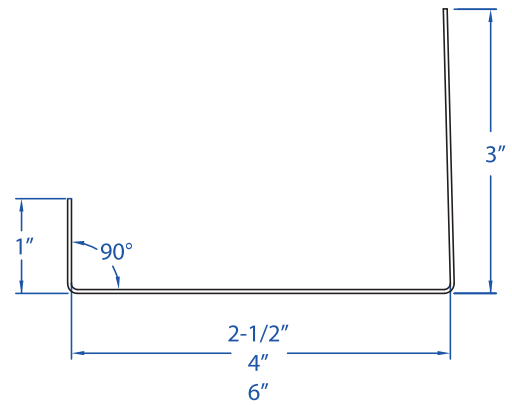
CT Stud with Tabbed Track



CT Stud



Tabbed Track



Jamb Track