

CORNER BEAD



Provides rigid protection for the exposed edges of a wall; which can be nailed or staple applied. Flanges are perforated for positive joint compound bond.

| Length | Pcs/Ctn | Ft/Ctn |
|--------|---------|--------|
| 8' | 50 | 400 |
| 10' | 50 | 500 |

ARCHWAY CORNER BEAD



A high quality trim bead that can be used in a variety of radius applications.

| Length | Pcs/Ctn | Ft/Ctn |
|--------|---------|--------|
| 10' | 50 | 500 |


3/4" BULLNOSE CORNER BEAD



Used in applications with high traffic or subject to high abuse. Gives corners a smooth rounded edge.

| Length | Pcs/Ctn | Ft/Ctn |
|--------|---------|--------|
| 8' | 35 | 280 |
| 10' | 35 | 350 |


3/4" BULLNOSE ARCHWAY



Flexes for archways. This bead finishes arched and other curves perfectly.

| Length | Pcs/Ctn | Ft/Ctn |
|--------|---------|--------|
| 8' | 35 | 280 |
| 10' | 35 | 350 |


3/4" BULLNOSE SPLAY BEAD



Adjusts easily to a variety of angles making it a very versatile product.

| Length | Pcs/Ctn | Ft/Ctn |
|--------|---------|--------|
| 8' | 35 | 280 |
| 10' | 35 | 350 |


3/4" BULLNOSE INSIDE BEAD



Similar to our Bullnose Splay for inside corners. Versatile product adjusts easily to angles.

| Length | Pcs/Ctn | Ft/Ctn |
|--------|---------|--------|
| 10' | 35 | 350 |

L TEAR-STRIP



L configuration with a clean break tear strip; which saves time and creates a cleaner finish.

| Length | Pcs/Ctn | Ft/Ctn |
|--------|---------|--------|
| 10' | 50 | 500 |