



**Buildings**

NYC Department of Buildings  
280 Broadway, New York, NY 10007  
Robert D. LiMandri, Commissioner  
(212) 566-5000, TTY: (212) 566-4769

**Report of Materials and  
Equipment Acceptance Division**

Pursuant to Administrative Code Section 27-131, the following equipment or material has been found acceptable for use subject to the terms and conditions contained herein.

**MEA 235-08-M**

**Manufacturer:** Marino/WARE  
400 Metuchen Road  
South Plainfield, N.J. 07080

**Trade Name(s):** ViperStud Metal Stud & Track Wall System

**Product:** 2-hour and 1-hour wall assemblies  
MEA Index #310-190 – Fire Protection Wall Assembly

**Pertinent Code Section(s):** 27-324, 27-323, 27-380

**Prescribed Test(s):** RS 5-2 (ASTM E119)

**Laboratory:** Underwriters Laboratories, Inc. (UL)  
Intertek Testing Laboratories (ITL)

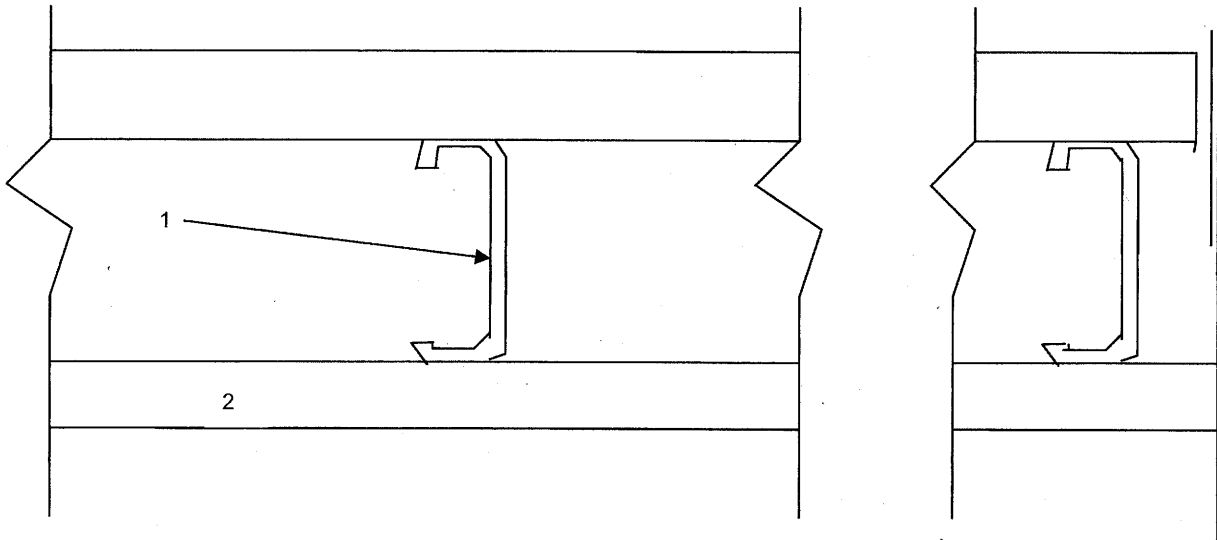
**Test Report(s):** UL Test BXUV.U419 (1-hour and 2-hour assemblies)  
ITL Design No. MW/WA 60-02, MW/WA 60-04,  
MW/WA 120-04, MW/WA 120-05.

**Description:** The ViperStud fire-rated wall system is composed of ViperStuds (0.0155") with Viper Track. Both sides of the fire-rated wall has a single layer of USG 5/8" Type X gypsum board attached vertically and horizontally. The fire-rated assemblies have UL design numbers.

---

**MARINOWARE**  
**Design No. MW/WA 60-02**  
**ASSEMBLY RATING: 1 HOUR WALL ASSEMBLY**  
**NON-LOAD BEARING**

---



**CERTIFIED MANUFACTURER:**  
MARINOWARE

**CERTIFIED PRODUCT:** VIPERSTUD Steel  
Stud Non Load Bearing Wall Assembly

**MODEL:**

1. Non-load bearing wall assembly with minimum VIPERSTUD25™ 3 5/8", 4", or 6" width (0.0155" design thickness) ASTM A653 SS Grade 50 located at 24" O.C. Studs are friction fit into 0.0155" design thickness ASTM A653 SS Grade 50 VIPERTRACK™ steel starter channel.

2. One layer of regular 5/8" Type X gypsum wallboard on exterior and interior faces (\*See below for details on wallboard). The wallboard is oriented horizontally with joints

either staggered or aligned, and is mechanically fastened with No. 6 x 1-1/4" Type "S" Drywall screws at 8" OC around perimeter of wall board to VIPERSTUD and VIPERTRACK, and at 12" OC along studs located across interior of wall board. No screws penetrated VIPERTRACK to VIPERSTUD as this is an expansion system.

3 (Not Shown). Wallboard joints and screw heads finished with Industry Standard Compound, approximately 1/4" bead.

4 (Not Shown). Joints taped with Industry Standard 1/16" Joint Tape.

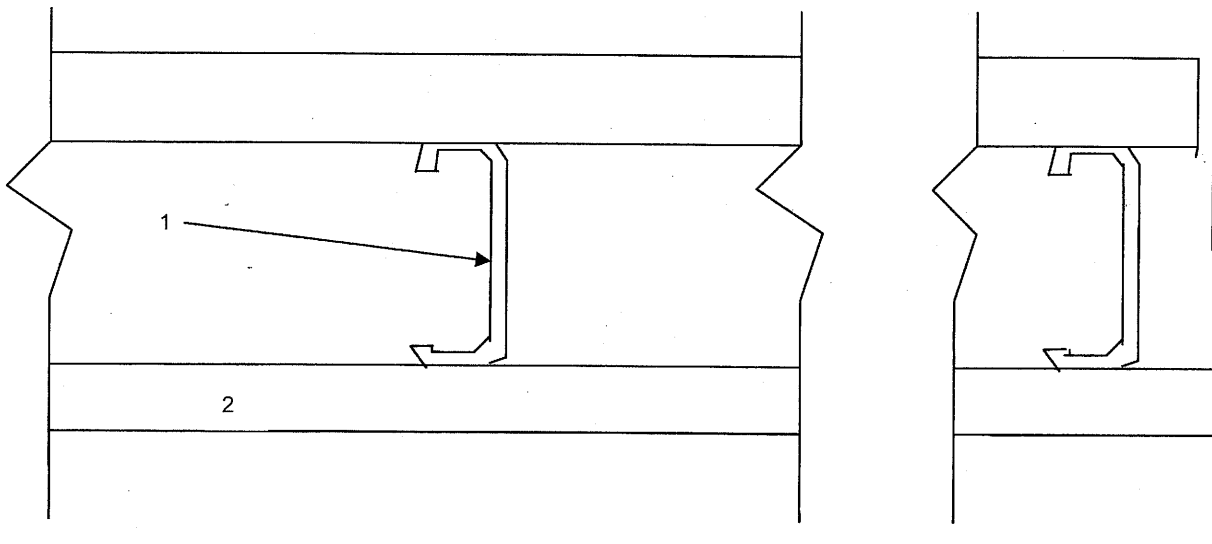
**NO INSULATION MATERIAL IS REQUIRED WITHIN WALL CAVITIES OF THIS WALL ASSEMBLY.**

\* Regular 5/8" Type X gypsum wallboard denotes any manufacturer that produces gypsum wallboard in accordance with ASTM C36 / C1396. These manufacturers are currently defined as, but not limited to: American Gypsum, CertainTeed Gypsum, CGC Inc., Federal Gypsum Company, GP Gypsum, Lafarge North America, National Gypsum Co., PABCO Gypsum, Temple-Inland and United States Gypsum and listed as active members of the Gypsum Association.

---

**MARINOWARE**  
**Design No. MW/WA 60-04**  
**ASSEMBLY RATING: 1 HOUR WALL ASSEMBLY**  
**NON-LOAD BEARING**

---



**CERTIFIED MANUFACTURER:**  
**MARINOWARE**

**CERTIFIED PRODUCT:** VIPERSTUD Steel  
Stud Non Load Bearing Wall Assembly

**MODEL:**

1. Non-load bearing wall assembly with minimum VIPERSTUD25™ 3 5/8", 4", or 6" width (0.0155" design thickness) ASTM A653 SS Grade 50 located at 24" O.C. Studs are friction fit into 0.0155" design thickness ASTM A653 SS Grade 50 VIPERTRACK™ steel starter channel.

2. One layer of regular 5/8" Type X gypsum wallboard on exterior and interior faces (\*See below for details on wallboard). The wallboard is oriented vertically, and is

mechanically fastened with No. 6 x 1-1/4" Type "S" Drywall screws at 8" OC around perimeter of wall board to VIPERSTUD and VIPERTRACK, and at 12" OC along studs located across interior of wall board. No screws penetrated VIPERTRACK to VIPERSTUD as this is an expansion system.

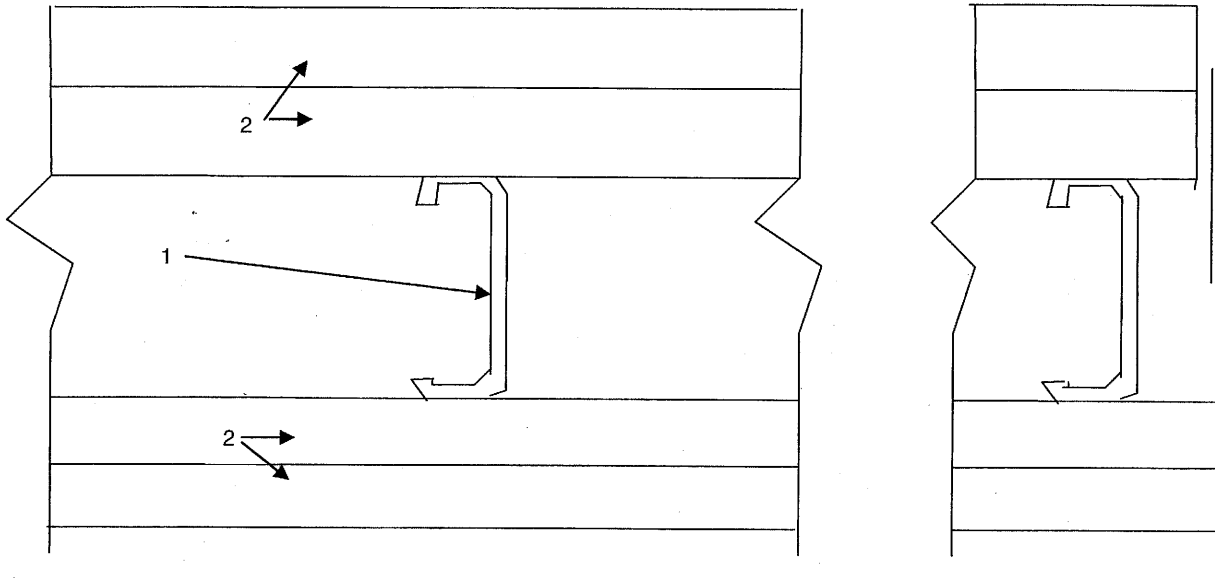
3 (Not Shown). Wallboard joints and screw heads finished with Industry Standard Compound, approximately 1/4" bead.

4 (Not Shown). Joints taped with Industry Standard 1/16" Joint Tape.

**NO INSULATION MATERIAL IS REQUIRED WITHIN WALL CAVITIES OF THIS WALL ASSEMBLY.**

\* Regular 5/8" Type X gypsum wallboard denotes any manufacturer that produces gypsum wallboard in accordance with ASTM C36 / C1396. These manufacturers are currently defined as, but not limited to: American Gypsum, CertainTeed Gypsum, CGC Inc., Federal Gypsum Company, GP Gypsum, Lafarge North America, National Gypsum Co., PABCO Gypsum, Temple-Inland and United States Gypsum and listed as active members of the Gypsum Association.

**MARINOWARE**  
**Design No. MW/WA 120-04**  
**ASSEMBLY RATING: 2 HOUR WALL ASSEMBLY**  
**NON-LOAD BEARING**



**CERTIFIED MANUFACTURER:**  
**MARINOWARE**

**CERTIFIED PRODUCT:** VIPERSTUD Steel  
Stud Non Load Bearing Wall Assembly

**MODEL:**

1. Non-load bearing wall assembly using VIPERSTUD25™ 1 5/8", 2 1/2", 3 5/8", 4", or 6" depth (0.0155" design thickness) ASTM A653 SS Grade 50 steel studs at 24" O.C. Studs are friction fit into 0.0155" design thickness ASTM A653 SS Grade 50 VIPERTRACK™ steel starter channel.

2. Two layers of 5/8" Type X gypsum wallboard are placed on the exterior and interior side. The wallboard is oriented vertically, with staggered seams (\*See below for details on wallboard). The base layer is

\*Regular 5/8" Type X gypsum wallboard denotes any manufacturer that produces gypsum wallboard in accordance with ASTM C36 / C1396. These manufacturers are currently defined as, but not limited to: American Gypsum, CertainTeed Gypsum, CGC Inc., Federal Gypsum Company, GP Gypsum, Lafarge North America, National Gypsum Co., PABCO Gypsum,, Temple-Inland and United States Gypsum and listed as active members of the Gypsum Association.

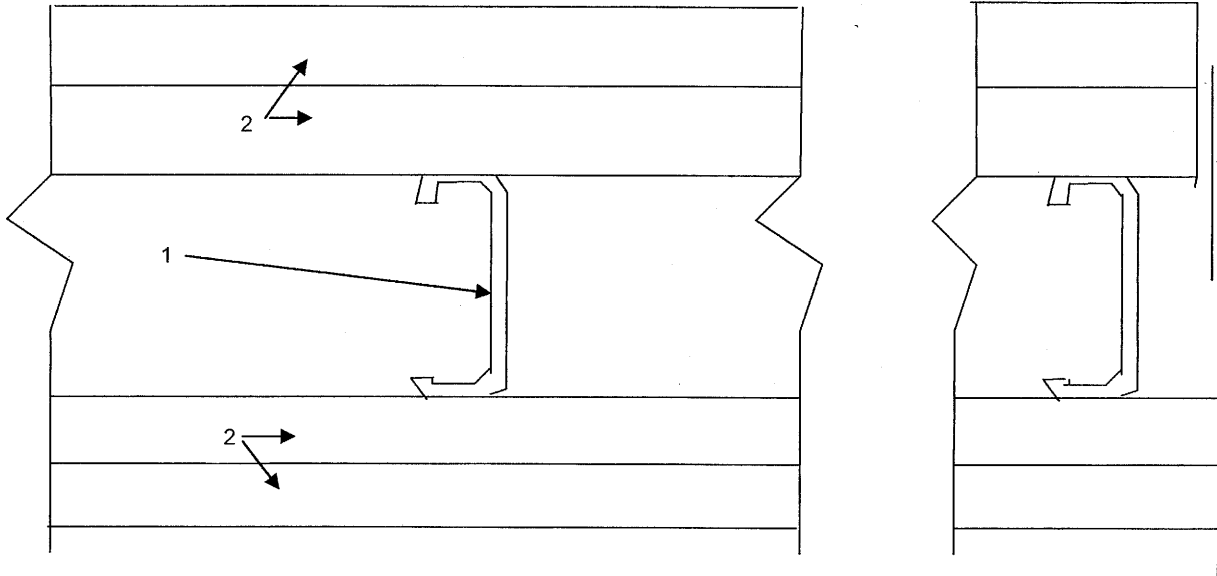
mechanically fastened with No. 6 x 1" Type "S" Drywall screws at 8" OC around perimeter of wall board to studs, and at 12" OC along studs located across interior of wall board. The face layer is fastened with No. 6 x 1-5/8" Type S Drywall Screws following the same fastening pattern. No screws penetrated VIPERTRACK TO VIPERSTUD as this is an expansion system.

3. Wall board joints and screw heads finished with Industry Standard Compound, approximately 1/4" bead.

4. Joints taped with Industry Standard 1/16" Joint Tape.

**NO INSULATION MATERIAL IS REQUIRED WITHIN WALL CAVATIES OF THIS WALL ASSEMBLY.**

**MARINOWARE**  
**Design No. MW/WA 120-05**  
**ASSEMBLY RATING: 2 HOUR WALL ASSEMBLY**  
**FIRE SIDE NON-LOAD BEARING**



**CERTIFIED MANUFACTURER:**  
**MARINOWARE**

**CERTIFIED PRODUCT:** Steel Stud Non  
Load Bearing Wall Assembly

**MODEL:**

1. Non-load bearing wall assembly using VIPERSTUD25™ 1 5/8", 2 1/2", 3 5/8", 4", or 6" depth (0.0155" design thickness) ASTM A653 SS Grade 50 steel studs at 24" O.C. Studs are friction fit into 0.0155" design thickness ASTM A653 SS Grade 50 VIPERTRACK™ steel starter channel.

2. Two layers of 5/8" Type X gypsum wallboard are placed on the exterior and interior side. The wallboard is oriented horizontally, with joints aligned or staggered on each layer, but not overlapping from one layer to the next (\*See below for details on

wallboard). The base layer is mechanically fastened with No. 6 x 1" Type "S" Drywall screws at 8" OC around perimeter of wall board to studs, and at 12" OC along studs located across interior of wall board. The face layer is fastened with No. 6 x 1-5/8" Type S Drywall Screws following the same fastening pattern. No screws penetrated VIPERTRACK TO VIPERSTUD as this is an expansion system.

3. Wall board joints and screw heads finished with Industry Standard Compound, approximately 1/4" bead.

4. Joints taped with Industry Standard 1/16" Joint Tape.

**NO INSULATION MATERIAL IS REQUIRED WITHIN WALL CAVATIES OF THIS WALL ASSEMBLY.**

\*Regular 5/8" Type X gypsum wallboard denotes any manufacturer that produces gypsum wallboard in accordance with ASTM C36 / C1396. These manufacturers are currently defined as, but not limited to: American Gypsum, CertainTeed Gypsum, CGC Inc., Federal Gypsum Company, GP Gypsum, Lafarge North America, National Gypsum Co., PABCO Gypsum,, Temple-Inland and United States Gypsum and listed as active members of the Gypsum Association.

**Terms and Conditions:** The above-described fire-rated wall assembled designs are accepted as having the fire-resistance ratings as indicated, when used where combustible or non-combustible construction is required in accordance with the New York City Building code under the following conditions:

1. This acceptance does not include structural adequacy or wall design which must be checked by a professional engineer or registered architect for particular structure for compliance with New York City Building Code.
2. Structural requirements shall comply with Subchapter 10, Reference Standard RS 10-3 and other applicable provisions of the New York City Building Code.
3. Installation shall comply with New York City Building Code and Intertek Testing Services fire-resistance rating as specified above.
4. All shipments and deliveries of such material shall be provided with a certificate or label certifying that the material shipped or delivered are equivalent to that tested and accepted for use as provided for in Section 27-131 of the New York City Building Code.

NOTE: In accordance with Section 27-131(d), all materials tested and accepted for use shall be subject to periodic retesting as determined by the Commissioner; and any material which upon retesting is found not to comply with Code requirements or the requirements set forth in the approval of the Commissioner shall cease to be acceptable for the use intended. During the period for such retesting, the Commissioner may require the use of such material to be restricted or discontinued if necessary to secure safety.

Final Acceptance January 14, 2009

Examined By Siun Derphudam