

Issue Date: 06-18-2015  
Revision Date: 02-01-2022  
Renewal Date: 01-31-2023

DIVISION: 05 00 00 – METALS  
Section: 05 40 00 – Cold-Formed Metal Framing  
Section: 05 41 00 – Structural Metal Stud Framing  
Section: 05 42 00 – Cold-Formed Metal Joist  
DIVISION: 09 00 00 – FINISHES  
Section: 09 22 16 – Nonstructural Metal Framing

REPORT HOLDER:  
STEEL FRAMING INDUSTRY ASSOCIATION  
513 WEST BROAD STREET, SUITE 210  
FALLS CHURCH, VIRGINIA 22046  
(703) 538-1602  
[www.steel framing association.org](http://www.steel framing association.org)

**ADDITIONAL LISTEES:**

CALIFORNIA EXPANDED METAL PRODUCTS COMPANY  
(CEMCO)  
13191 CROSSROADS PARKWAY NORTH SUITE 325  
CITY OF INDUSTRY, CA 91746  
(626) 369-3564  
[www.cemcosteel.com](http://www.cemcosteel.com)

CGK, INC. DBA PREMIER STEEL FABRICATION  
10811 RUSH STREET  
SOUTH EL MONTE, CA 91733  
(626) 444-2649  
<http://www.premiersteelfabrication.com>

CLARKDIETRICH™ BUILDING SYSTEMS  
9050 CENTRE POINTE DR., SUITE 400  
WEST CHESTER, OH 45069  
(513) 870-1100  
[www.clarkdietrich.com](http://www.clarkdietrich.com)

FRAMETEK STEEL PRODUCTS INC.  
1495 COLUMBIA AVE, BUILDING 4  
RIVERSIDE, CA 92507  
(951) 369-5204  
[www.frameteksteel.com](http://www.frameteksteel.com)

J AND S LIVONIA, INC. DBA JAIMES INDUSTRIES  
12658 RICHFIELD COURT  
LIVONIA, MI 48150  
(734) 793-9000  
[www.JaimesInd.com](http://www.JaimesInd.com)

MBA BUILDING SUPPLIES  
2200 TEMPEL DRIVE  
LIBERTYVILLE, IL 60048  
(847) 680-7773  
[www.mbastuds.com](http://www.mbastuds.com)

MILL STEEL FRAMING  
2905 LUCERNE DRIVE SE  
GRAND RAPIDS, MI 49546  
(812) 670-4195  
[www.millsteelframing.com](http://www.millsteelframing.com)

PANEL REY S.A.  
SERAFÍN PEÑA SUR 938, CENTRO  
MONTERREY, NUEVO LEÓN, MÉXICO 66560  
+81-8305-3800  
[www.panelrey.com](http://www.panelrey.com)

R & P SUPPLY, INC  
2642 E LONE MOUNTAIN ROAD  
NORTH LAS VEGAS, NV 89081  
(702) 400-8539  
<http://rpsupplyinc.com>

SETT, LLC DBA VEEV  
777 MARINER ISLAND BOULEVARD  
SAN MATEO, CA 94404  
650-292-0752  
<https://veev.com/>

STEEFAST FRAMING SYSTEMS  
575 INDUSTRIAL PARKWAY  
GREENVILLE, ALABAMA 36037  
334-383-0333



WEST COAST STEEL & PROCESSING DBA DELUXE  
BUILDING PRODUCTS  
1350 EAST LEXINGTON AVE.,  
POMONA, CA 91766  
(909) 342-2353  
[stealcousa.com](http://stealcousa.com)

REPORT SUBJECT:  
Standard Cold-Formed Steel Framing Members

## 1.0 SCOPE OF EVALUATION

1.1. This research report addresses compliance with the following Codes:

- 2018 and 2015 *International Building Code*® (IBC)
- 2018 and 2015 *International Residential Code*® (IRC)
- 2017 *Florida Building Code - Building* (FBC-B)  
(see Section 9.1)
- 2017 *Florida Building Code - Residential* (FBC-R)  
(see Section 9.1)
- 2016 *California Building Code* (CBC)  
(see Section 9.2)
- 2016 *California Residential Code* (CRC)  
(see Section 9.2)

1.2. **NOTE: This report references 2018 IBC Code sections with [2015] IBC Code sections shown in brackets where they differ.** Standard Cold-Formed Steel Framing Members have been evaluated for the following properties:

- Structural
- Corrosion protection

1.3. Cold-formed steel framing members (studs, tracks, and U-channels) recognized in this report are used for framing of nonload-bearing interior walls, curtain walls, load-bearing walls, floor joists, headers, roof rafters and roof trusses.

## 2.0 STATEMENT OF COMPLIANCE

Cold-formed steel framing members comply with the Codes listed in Section 1.1, for the properties stated in Section 1.2 and uses stated in Section 1.3, when installed as described in this report, including the Conditions of Use stated in Section 6.

## 3.0 DESCRIPTION

### 3.1. Materials

3.1.1. Non-structural steel framing members are cold-formed from steel coils conforming to ASTM A 1003 Non-Structural Grade, Type NS. Non-structural members have a minimum protective coating of G40 galvanization conforming to ASTM A 653.

3.1.2. Structural steel framing members are cold-formed from steel coils conforming to ASTM A 1003 Structural Grade 33 Type H and Structural Grade 50 Type H. Structural members have a minimum protective coating in accordance with Table A4-1 CP 60 as listed in AISI S240 [Table 1, CP 60 as listed in ASTM C 955.]

3.2. Studs are manufactured with and without factory web punchouts. Web punchout holes are spaced a minimum of 24 inches on center along the stud length and shall not be located less than 10 inches from the end of the member to the near edge of the web punchout. Web punch-out widths shall not exceed 2.5 inches, or half of the member depth. Web punch-out length shall not exceed 4.5 inches. Tracks and U-channels are manufactured without web punch-outs.

3.3. See page 2 of the SFIA Technical Guide for Cold-Formed Steel Framing Products for member designations.

## 4.0 PERFORMANCE CHARACTERISTICS

4.1. Reference the SFIA Technical Guide for Cold-Formed Steel Framing Products (attached) for section properties in accordance with AISI S100 and design capacities and tables established in accordance with AISI S220 and, AISI S240, where only the following pages are within the scope of this report:

4.1.1. General Product Information on pages 2-4.

4.1.2. Non-Structural Stud, Structural Stud, and Track Section Properties on pages 5-16.

4.1.3. Limiting Wall Heights Tables for Interior Non-Structural Non-Composite on pages 17-19.





**4.1.4.** Limiting Wall Height Tables for Interior Non-Structural Composite on pages 20-21. Gypsum wall board must be a minimum of 5/8" thick and Type X, complying with ASTM C1396 and manufactured by American Gypsum, CertainTeed, Georgia Pacific, Lafarge, National Gypsum, Temple-Inland, or USG. The interior nonload-bearing wall assemblies shall be limited to interior installations where the superimposed axial load is zero pounds.

**4.1.5.** Limiting Wall Heights Tables for Curtain Wall Single-Span on pages 22-32.

**4.1.6.** Combined Axial and Lateral Allowable Load Tables on pages 33-57

**4.1.7.** Allowable Floor Joist Span Tables on pages 58-71.

**4.1.8.** Header Allowable Load Tables on pages 72-76. Lateral bracing of the compression flange shall be spaced at intervals not exceeding  $L_u$  (see section properties) to develop full allowable bending strength,  $M_a$ .

**4.1.9.** Allowable Web Crippling Load Tables on pages 77-81.

**4.1.10.** U-Channel Section Properties on page 82. Allowable moments ( $M_a$ ) apply to flexural members with the compression flange continuously braced.

**4.2.** For construction governed by the FBC High Velocity Hurricane Zone (HVHZ), the interior wall heights are limited to the heights at the L/240 and L/360 deflection levels.

## 5.0 CONDITION OF USE

The cold-formed steel framing members described in this Research Report comply with, or is a suitable alternative to, what is specified in those Codes listed in Sections 1.0 and 2.0 of this report, subject to the following conditions:

**5.1.** Installation must comply with this Research Report, the manufacturer's published installation instructions and the applicable Code. In the event of a conflict between the manufacturer's instructions and this report, this report governs.

**5.2.** All designs and calculations shall be prepared by a licensed design professional according to the requirements in the jurisdiction where the project is located.

**5.3.** Jobsite manufacturing of studs or tracks is outside the scope of this report.

**5.4.** Wall assemblies based upon non-composite construction, pages 17-19 of the attached SFIA Technical Guide, are limited to a lateral (transverse) load of not more than 10 lbf/ft<sup>2</sup>, a superimposed vertical load, exclusive of sheathing materials, of not more than 100 lbf/ft, or a superimposed vertical load of not more than 200 lbs per stud.

**5.5.** The minimum base steel thickness of the section delivered to the jobsite must be 95% of the design thickness noted on page 3 of the SFIA Technical Guide for Cold-Formed Steel Framing Products.

**5.6.** Cold-Formed steel framing members identified in this report are manufactured at the manufacturing facilities recognized in Table 2 in accordance with the manufacturer's approved quality control system with inspections by Intertek.

## 6.0 SUPPORTING EVIDENCE

**6.1.** Manufacturer's drawings and installation instructions.

**6.2.** Steel Framing Industry Association Technical Guide for Cold-Formed Steel Framing Products, Version 2018.101

**6.3.** Reports of testing and engineering analysis demonstrating compliance with ICC-ES AC46, *Acceptance Criteria for Cold-formed Steel Framing Members*, editorially revised April 2015.





6.4. Reports of evaluation and engineering analysis in accordance with AISI S100-16, North American Specification for the Design of Cold-Formed Steel Structural Members.

6.4.1. AISI S100-07 reviewed and deemed equivalent to AISI S100-12 for compliance with 2012 IBC and 2016 CBC.

6.5. Reports of testing and engineer analysis demonstrating compliance with ICC-ES AC86, Acceptance Criteria for Cold-Formed Steel Framing Members - Interior Nonload-Bearing Wall Assemblies, revised August 2015.

6.6. Documentation of an Intertek approved quality control system for the manufacturing of products recognized in this report.

### 7.0 IDENTIFICATION

The Standard Cold-Formed Steel Framing Members described in this Research Report are identified with labeling at a maximum of 96 inches that includes the following information:

7.1. Manufacturer’s name, logo, or other positive identification;

7.2. For structural steel framing members: framing member designation, uncoated metal thickness, yield strength, and galvanization coating designation, CP60

7.3. For non-structural steel framing members: framing member designation, uncoated metal thickness, yield strength if other than 33 ksi, galvanization coating if other than G40, and designation “NS”.

7.4. Intertek designation and Code Compliance Research Report number (Intertek CCRR-0224)

7.5. Bundles of like members shall be identified with the Intertek identification mark and Code Compliance Research Report number as shown:



### 8.0 OTHER CODES

#### 8.1. FLORIDA BUILDING CODE

8.1.1. **Scope of Evaluation:** The Standard Cold-Formed Steel Framing Members were evaluated for compliance with the 2017 *Florida Building Code – Building and Florida Building Code – Residential*.

8.1.2. **Conclusion:** The Standard Cold-Formed Steel Framing Members, described in Sections 2.0 through 7.0 of this Research Report, comply with the 2017 *Florida Building Code – Building and Florida Building Code – Residential*, including the High-Velocity Hurricane Zone provisions.

#### 8.2. CALIFORNIA BUILDING CODE

8.2.1. **Scope of Evaluation:** The Standard Cold-Formed Steel Framing Members were evaluated for compliance with the 2016 California Building Code and California Residential Code.

8.2.2. **Conclusion:** The Standard Cold-Formed Steel Framing Members, described in Sections 2.0 through 7.0 of this Research Report, comply with the 2016 *California Building Code and California Residential Code*.

### 9.0 CODE COMPLIANCE RESEARCH REPORT USE

9.1. Approval of building products and/or materials can only be granted by a building official having legal authority in the specific jurisdiction where approval is sought.

9.2. Code Compliance Research Reports shall not be used in any manner that implies an endorsement of the product by Intertek.

9.3. Reference to the Intertek web site, <https://bpdirectory.intertek.com> is recommended to ascertain the current version and status of this report.





Table 1 – Code Referenced Standards

2018 IBC		2015 IBC & 2017 FBC		2016 CBC	
Structural members	Nonstructural members	Structural members	Nonstructural members	Structural members	Nonstructural members
AISI S100-16	AISI S100-16	AISI S100-12	AISI S100-12	AISI S100-07	AISI S100-07
AISI S240-15	AISI S220-15	AISI S200-12	AISI S220-11	AISI S200-12	AISI S220-11
		ASTM C955-11c Section 8	ASTM C645-13 Section 10	ASTM C955-11c Section 8	ASTM C645-13 Section 10

This Code Compliance Research Report ("Report") is for the exclusive use of Intertek's Client and is provided pursuant to the agreement between Intertek and its Client. Intertek's responsibility and liability are limited to the terms and conditions of the agreement. Intertek assumes no liability to any party, other than to the Client in accordance with the agreement, for any loss, expense or damage occasioned by the use of this Report. Only the Client is authorized to permit copying or distribution of this Report and then only in its entirety, and the Client shall not use the Report in a misleading manner. Client further agrees and understands that reliance upon the Report is limited to the representations made therein. The Report is not an endorsement or recommendation for use of the subject and/or product described herein. This Report is not the Intertek Listing Report covering the subject product and utilized for Intertek Certification and this Report does not represent authorization for the use of any Intertek certification marks. Any use of the Intertek name or one of its marks for the sale or advertisement of the tested material, product or service must first be approved in writing by Intertek.





TABLE 2 – MANUFACTURING LOCATIONS

Listee	Location	Structural	Non-Structural
CEMCO	263 North Covina Lane, City of Industry, CA 91746	X	
	490 Osage Street, Denver, CO 80204	X	
	8600 Will Rodgers Boulevard, Fort Worth, TX 76140	X	
	1741-A Pittsburg-Antioch Highway, Pittsburg, CA 94565	X	
ClarkDietrich™ Building Systems	38020 Pulp Drive, Dade City, FL 33523	X	X
	6510 General Drive, Riverside, CA 92509	X	X
	1685 Tide Court, Woodland, CA 95776	X	X
Frametek Steel Products	1495 Columbia Avenue, Riverside, CA 92507	X	X
Jaimes Industries	12658 Richfield Court, Livonia, MI 48150	X	X
MBA Building Supplies	2200 Tempel Drive, Libertyville, IL 60048	X	X
	1217 West Grand Ave Rainbow City, AL 35906	X	
	100 Fireman's Rd, Frackville, PA 17931	X	
	10880 Bekay Street, Dallas, TX 75238	X	
Mill Steel Framing	100 Finley Ave W, Birmingham, AL 35204	X	
	555 Gellhorn Dr, Houston, TX 77029	X	
	1195 Port Rd, Jeffersonville, IN 47130	X	X
Panel Rey	Carr. Monterrey-Monclova Km. 11.5, El Carmen, Nuevo León, México 66560	X	X
Premier Steel Fabrication	10811 Rush Street, South El Monte, CA 91733		X
R&P Supply	2642 East Lone Mountain Road, North Las Vegas, NV 89081	X	X
Sett (Veev)	33428 Central Avenue, Union City, CA 94587	X	
Steelfast Framing Systems	575 Industrial Parkway, Greenville, AL 36037	X	X
West Coast Steel & Processing (Deluxe Building Products)	1350 East Lexington Ave., Pomona, CA 91766	X	X





# Technical Guide for Cold-Formed Steel Framing Products

Technical Data in this publication is applicable to the following SFIA Member Company:

For a complete directory of SFIA Members who are certified for compliance with the International Building Code and all applicable ASTM and AISI Standards:

[http://www.archtest.com/certification/SFIA\\_SteelFraming\\_Intertek.aspx](http://www.archtest.com/certification/SFIA_SteelFraming_Intertek.aspx)

The data in this guide is based upon the 2016 American Iron and Steel Institute's S100-16 "North American Specification for the Design of Cold-Formed Steel Structural Members", the 2015 American Iron and Steel Institute's S240-15 "North American Specification for Cold-Formed Steel Structural Framing", and meets the requirements of the IBC 2018 Building Code, as well as the 2016 California Building Code and 2017 Florida Building Code.

---

**Complies with the 2018 IBC, AISI S100-16, and AISI S240-15**

The Steel Framing Industry Association (SFIA) was formed with the objective of assisting companies having interests in the cold-formed steel framing industry to be more successful by unifying the industry to expand the market for the use of cold formed steel systems through:

- (a) Quality Assurance
- (b) Promotion
- (c) Advocacy
- (d) Education
- (e) Innovation

The SFIA developed this Industry leading product technical guide to comply with the latest building codes and standards. The data in this catalog based on the American Iron and Steel Institute's AISI S100-16 "North American Specification for the Design of Cold-Formed Steel Structural Members and meets the requirements of the 2018 International Building Code (IBC). While building codes vary by jurisdiction, this program follows the most recent international standards published by the International Code Council.

## Material Specification

Products manufactured by SFIA members are formed from steel with a minimum yield stress of 33 or 50 kips per square inch (ksi). Unless noted otherwise, all products covered in this SFIA catalog are engineered to meet the 2016 edition of the American Iron and Steel Institute (AISI) S100-16, "North American Specification of the Design of Cold-Formed Steel Structural Members" and other AISI standards referenced in Section 2210 of the 2018 International Building Code (IBC-2018). The structural properties in this SFIA catalog have been computed based on allowable stress design (ASD) which includes distortional buckling considerations for all Stud Sections. For fastener tables, screw sizes and head diameters do not refer to specific fasteners which may or may not be available from SFIA member companies. Shear and tension data for screws was developed using published manufacturer data and evaluation reports available at the time of publications.

## Disclaimer

*A concerted effort has been made to ensure the accuracy of the technical data represented in this catalog. The Steel Framing Industry Association makes no representation, warranty, or guarantee in connection with this technical data and expressly disclaims any liability or responsibility for failure resulting from the use or misapplication of computations, detail drawings and specifications contained herein. All data, specifications and details contained in this catalog publications are intended as a general guide for using SFIA member companies products. These products should not be used in design or construction without an independent evaluation by a qualified engineer or architect to verify the suitability of a particular product for use in a specific application. This publication contains the latest information available at the time of printing. The SFIA and its member companies reserve the right to make modifications and/or change materials of any of their products without prior notice or obligation. For the latest information regarding a particular manufacturer's products contact that manufacturer. All SFIA manufacturers may not produce all of the products listed in this catalog. Please contact manufacturer to verify product availability.*



# Table of Contents

<b>INTRODUCTION</b> .....	<b>Inside Front Cover</b>	<b>Floor Joist Span Tables</b> .....	<b>58</b>
Material Specifications .....	Inside Front Cover	Allowable Floor Joist Span Table Notes .....	58
Disclaimer .....	Inside Front Cover	Allowable Floor Joist Spans .....	59
<b>Table of Contents</b> .....	<b>1</b>	<b>Header Load Tables</b> .....	<b>72</b>
<b>General Product Information</b> .....	<b>2</b>	Header Load Table Notes .....	72
Product Identification .....	2	Header Allowable Uniform Loads .....	73
Thickness – Steel Components .....	3	<b>Web Crippling Load Tables</b> .....	<b>77</b>
Design Stiffening Lip Length .....	3	Web Crippling Load Table Notes .....	77
General Notes for all Tables .....	3	Web Crippling Conditions .....	77
Definitions of Structural Property Symbols .....	4	Allowable Web Crippling Loads – Single Members .....	78
<b>Section Properties</b> .....	<b>5</b>	Allowable Web Crippling Loads – Back-to-Back Members .....	80
Section Properties Table Notes .....	5	<b>Channel Properties</b> .....	<b>82</b>
Non-Structural (S) Stud Section Properties .....	6	U-Channel Section Properties .....	82
Structural (S) Stud Section Properties .....	7	U-Channel Allowable Ceiling Spans .....	82
Structural (T) Track Section Properties .....	11	(Hat) Furring (F) Channel Section Properties .....	83
Web Depth to Thickness Ratios .....	16	(Hat) Furring (F) Channel Allowable Ceiling Spans .....	83
<b>Wall Height Tables</b> .....	<b>17</b>	<b>Fasteners (Screws and Welds)</b> .....	<b>85</b>
Interior Non-Structural Non-Composite .....	17	Allowable Loads for Screw Connections .....	85
Interior Non-Structural Composite .....	20	Allowable Loads for Fillet Welds and Flare Groove Welds .....	86
Limiting Wall Heights – Curtain Wall Single-Span Table Notes .....	22	<b>Typical Details</b> .....	<b>87</b>
Limiting Wall Heights – Curtain Wall Single-Span .....	23	Joist Bridging .....	87
<b>Combined Axial and Lateral Load Tables</b> .....	<b>33</b>	Strapping Lateral Bracing .....	88
Combined Axial and Lateral Load Table Notes .....	33	<b>Additional Technical Resources</b> .....	<b>89</b>
Allowable Axial Loads .....	34	<b>Fire Rated Assemblies and Generic CFS Products</b> .....	<b>90</b>
		<b>SFIA Information</b> .....	<b>Back Cover</b>

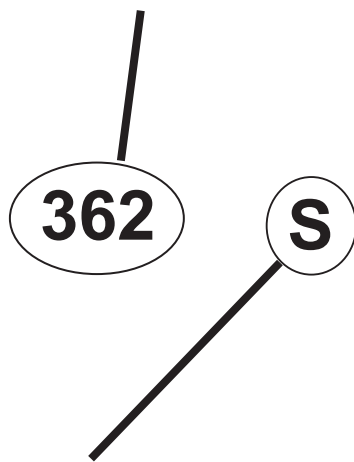
# General Product Information

The Steel Framing Industry Association (SFIA) supports the industry standard nomenclature published in the American Iron and Steel Institute's (AISI) General Provisions, S200. The AISI S200 states in Section A5.2 that *"structural members and non-structural members shall use a four-part product designator that identifies the size (both web depth and flange width), style, and thickness."* An example of this designator is shown below:

## EXAMPLE:

### MEMBER DEPTH:

(Example:  $3\text{-}5/8" = 3.625" \sim 362 \times 1/100$  inches)  
All member depths are taken in 1/100 inches.  
For all "T" Sections, member depth is the inside to inside dimension.

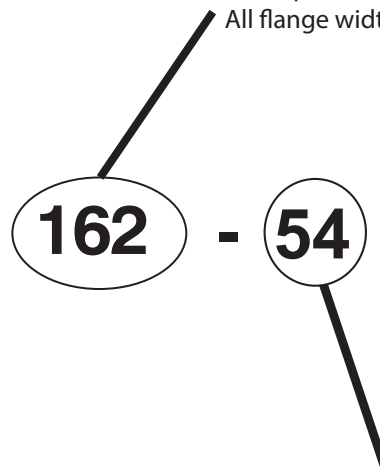


### STYLE:

(Example: Stud or Joist section = S)  
The five alpha characters utilized by the designator system are:  
S = Stud or Joist Sections  
T = Track Sections  
U = Channel Sections  
F = Furring Channel Sections  
L = Angle or L-header

### FLANGE WIDTH:

(Example:  $1\text{-}5/8" = 1.625" \sim 162 \times 1/100$  inches)  
All flange widths are taken in 1/100 inches.



### MATERIAL THICKNESS:

(Example:  $0.054 \text{ in} = 54 \text{ mils}$ ;  $1 \text{ mil} = 1/1000 \text{ in.}$ )  
Material thickness is the minimum base metal thickness in mils. Minimum base metal thickness represents 95% of the design thickness.

NOTE: For Structural members 54 mil (16 gauge) and thicker, that have both 33 and 50 ksi yield strength options shown, the designer shall identify which yield strength he has specified and the manufacturer shall label the product with the yield strength.

Thickness Table

Designation Thickness (Mils)	Minimum Thickness <sup>1</sup> (in)	Design Thickness (in)	Design Inside Corner Radii <sup>2</sup> (in)	Reference Gauge No.
18	0.0179	0.0188	0.0844	25
27	0.0269	0.0283	0.0796	22
30	0.0296	0.0312	0.0782	20-Drywall
33	0.0329	0.0346	0.0765	20-Structural
43	0.0428	0.0451	0.0712	18
54	0.0538	0.0566	0.0849	16
68	0.0677	0.0713	0.1070	14
97	0.0966	0.1017	0.1526	12
118	0.1180	0.1242	0.1863	10

Stiffening Lip Length

Section	Flange Width	Design Stiffening Lip Length (in)
S125	1 1/4"	0.188
S137	1 3/8"	0.375
S162	1 5/8"	0.500
S200	2"	0.625
S250	2 1/2"	0.625
S300	3"	0.625
S350	3 1/2"	1.000

<sup>1</sup> Minimum Thickness represents 95% of the design thickness and is the minimum acceptable thickness delivered to the jobsite based on section A2.4 of the AISI S100-16.

<sup>2</sup> The tables in this catalog are calculated based on inside corner radii listed in this table.

## General Notes for all Tables

- Where AISI S100-16 is referenced, it is the "North American Specification for the Design of Cold-Formed Steel Structural Members", 2016 Edition, with US provisions.
- The strength increase from cold work of forming has been incorporated for flexural strength per Section A7.2 of AISI S100-16.
- The effective moment of inertia for deflection is calculated at a stress which results in a section modulus such that the stress times the section modulus at that stress is equal to the allowable moment. AISI S100-16 Specification Procedure 1 for serviceability determination has been used. Increases in the effective moment of Inertia (I<sub>xe</sub>) may be possible at lower stress levels. Any modified values would be required to be calculated by a qualified engineer.
- Various sections may be manufactured with yield points of 33 or 50 ksi. The yield point used for calculations are listed in the tables.
- For sections available in both 33 and 50 ksi, the specifier must be clearly indicate which yield point is required. For example: 362S162-68 (50ksi).
- When provided, factory punchouts will be located along the centerline of the webs of the members and will have a minimum center-to-center spacing of 24 inches. Punchouts for members greater than 2.5 inches deep are a maximum of 1.5 inches wide x 4 inches long.

Members with depths 2.5 inches and smaller are maximum of 3/4 inches wide x 4 inches long.

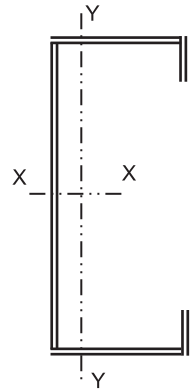
## Definitions of Structural Property Symbols

### Gross Properties

- I<sub>x</sub>: Moment of inertia of gross section about the X-X axis (strong axis).  
S<sub>x</sub>: Section modulus about the X-X axis (strong axis).  
R<sub>x</sub>: Radius of gyration of the gross section about the X-X axis.  
I<sub>y</sub>: Moment of inertia of gross section about the Y-Y axis (weak axis).  
R<sub>y</sub>: Radius of gyration of the gross section about the Y-Y axis.

### Effective Properties

- I<sub>xe</sub>: Effective moment of inertia about the X-axis.  
S<sub>xe</sub>: Effective section modulus about the X-X axis (strong axis) stress = F<sub>y</sub>.  
M<sub>a</sub>: Allowable Bending Moment - Based on the effective section modulus and the allowable stress including the strength increase from the cold-work of forming (Section A3.3.2) where applicable.  
M<sub>ad</sub>: Allowable Bending Moment - Based on Distortional Buckling Strength calculated per Sections F4, F4.1 of AISI S100-16.  
V<sub>ag</sub>: Allowable strong axis shear away from punchout, calculated in accordance with Section G2 of AISI S100-16.  
V<sub>anet</sub>: Allowable strong axis shear at punchout, calculated in accordance with Section G3 of AISI S100-16.



### Torsional and Other Properties

- J: St. Venant Torsional Constant.  
C<sub>w</sub>: Torsional warping constant.  
m: Distance from shear center to mid-plane of web.  
X<sub>o</sub>: Distance from the shear center to the centroid along the principal X-axis.  
R<sub>o</sub>: Polar radius of gyration about the centroidal principal axis.  
b:  $1 - (X_o/R_o)^2$   
L<sub>u</sub>: The longest weak axis (L<sub>y</sub>) and torsional (L<sub>t</sub>) unbraced length at which lateral torsional buckling is restrained in accordance with Section F2.1 of AISI S100-16.

## Section Properties Table Notes

1. Calculated properties are based on AISI S100-126 "North American Specification for the Design of Cold-Formed Steel Structural Members."
2. The centerline bend radius is based upon inside corner radii shown in Table as shown in the Thickness Table (page 3).
3. Effective properties incorporate the strength increase from the cold work of forming as applicable per AISI A3.3.2.
4. Tabulated gross properties, including torsional properties, are based upon full-unreduced cross section of the studs, away from punchouts.
5. For deflection calculations, use the effective moment of inertia.
6. Allowable moment includes cold-work of forming.
7. For the steels that have both 33 and 50 ksi listing, if the design is based upon 50 ksi, the 50 ksi steel needs to be specified. (Example: 3625 S137 16-50 (50 ksi)).
8. Web depth for track sections is equal to the nominal stud width plus 2 times the design thickness plus the bend radius. Hems on nonstructural track sections are ignored.

# Section Properties



## Non-Structural (S) Stud Section Properties

Member	Design Thickness (in)	F <sub>y</sub> (ksi)	Area (in <sup>2</sup> )	Weight (lb/ft)	Gross Properties					Effective Properties					Torsional Properties					L <sub>v</sub> (in)		
					I <sub>x</sub> (in <sup>4</sup> )	S <sub>x</sub> (in <sup>3</sup> )	R <sub>x</sub> (in)	I <sub>y</sub> (in <sup>4</sup> )	R <sub>y</sub> (in)	I <sub>x</sub> (in <sup>4</sup> )	S <sub>x</sub> (in <sup>3</sup> )	M <sub>a</sub> (in-k)	M <sub>ed</sub> (in-k)	V <sub>a</sub> (lb)	V <sub>a,net</sub> (lb)	J x 1000 (in <sup>4</sup> )	C <sub>w</sub> (in <sup>6</sup> )	X <sub>o</sub> (in)	m (in)		R <sub>o</sub> (in)	β
162S125-18	0.0188	33	0.080	0.27	0.038	0.046	0.686	0.016	0.447	0.034	0.031	0.61	0.59	302	100	0.009	0.009	-1.029	0.594	1.315	0.388	29.0
162S125-27	0.0283	33	0.120	0.41	0.056	0.069	0.682	0.023	0.443	0.055	0.053	1.05	1.05	494	106	0.032	0.013	-1.018	0.587	1.303	0.390	29.1
162S125-30	0.0312	33	0.132	0.45	0.061	0.075	0.681	0.026	0.441	0.060	0.060	1.19	1.27	543	106	0.043	0.014	-1.014	0.585	1.299	0.390	29.2
162S125-33	0.0346	33	0.145	0.49	0.067	0.083	0.679	0.028	0.440	0.066	0.069	1.37	1.46	601	105	0.058	0.016	-1.010	0.583	1.294	0.391	29.3
250S125-18	0.0188	33	0.097	0.33	0.099	0.079	1.014	0.019	0.439	0.089	0.060	1.18	0.93	258	196	0.011	0.023	-0.904	0.543	1.428	0.599	29.0
250S125-27	0.0283	33	0.144	0.49	0.147	0.118	1.009	0.027	0.434	0.145	0.098	1.93	1.68	685	344	0.039	0.034	-0.893	0.537	1.416	0.602	28.9
250S125-30	0.0312	33	0.159	0.54	0.161	0.129	1.008	0.030	0.433	0.159	0.110	2.18	1.92	832	378	0.052	0.037	-0.890	0.535	1.413	0.603	28.9
250S125-33	0.0346	33	0.176	0.60	0.178	0.142	1.007	0.033	0.431	0.175	0.126	2.48	2.23	975	399	0.070	0.040	-0.886	0.532	1.409	0.604	28.9
250S125-43	0.0451	33	0.227	0.77	0.228	0.182	1.002	0.041	0.427	0.226	0.177	3.49	3.21	1265	394	0.154	0.050	-0.874	0.526	1.396	0.608	28.9
250S125-54	0.0566	33	0.280	0.95	0.277	0.222	0.994	0.049	0.419	0.277	0.218	4.98	4.31	1553	373	0.299	0.060	-0.859	0.518	1.379	0.612	26.8
350S125-18	0.0188	33	0.115	0.39	0.215	0.123	1.366	0.021	0.423	0.197	0.072	1.42	1.33	180	159	0.014	0.050	-0.798	0.495	1.638	0.763	28.8
350S125-27	0.0283	33	0.173	0.59	0.320	0.183	1.361	0.030	0.419	0.313	0.130	2.57	2.43	614	359	0.046	0.073	-0.788	0.489	1.627	0.766	28.7
350S125-30	0.0312	33	0.190	0.65	0.351	0.201	1.360	0.033	0.417	0.346	0.150	2.97	2.80	824	436	0.062	0.079	-0.784	0.488	1.624	0.767	28.6
350S125-33	0.0346	33	0.210	0.72	0.388	0.222	1.358	0.036	0.416	0.382	0.175	3.46	3.25	1024	487	0.084	0.087	-0.781	0.485	1.621	0.768	28.6
350S125-43	0.0451	33	0.272	0.93	0.498	0.284	1.352	0.046	0.411	0.493	0.258	5.10	4.77	1739	631	0.185	0.109	-0.769	0.479	1.609	0.771	28.5
350S125-54	0.0566	33	0.337	1.15	0.609	0.348	1.344	0.055	0.403	0.609	0.328	6.49	6.46	2253	633	0.360	0.131	-0.755	0.472	1.593	0.775	28.4
362S125-18	0.0188	33	0.118	0.40	0.234	0.129	1.409	0.021	0.421	0.215	0.075	1.48	1.38	173	163	0.014	0.054	-0.786	0.490	1.667	0.778	28.8
362S125-27	0.0283	33	0.176	0.60	0.347	0.192	1.404	0.031	0.416	0.340	0.135	2.67	2.52	592	370	0.047	0.079	-0.776	0.484	1.657	0.781	28.6
362S125-30	0.0312	33	0.194	0.66	0.381	0.210	1.402	0.033	0.415	0.375	0.156	3.09	2.91	794	449	0.063	0.086	-0.773	0.482	1.654	0.782	28.6
362S125-33	0.0346	33	0.215	0.73	0.421	0.232	1.401	0.037	0.413	0.415	0.182	3.60	3.39	1024	521	0.086	0.094	-0.770	0.480	1.651	0.783	28.5
362S125-43	0.0451	33	0.278	0.95	0.541	0.298	1.395	0.046	0.408	0.535	0.269	5.32	4.96	1739	676	0.188	0.118	-0.758	0.474	1.640	0.786	28.4
362S125-54	0.0566	33	0.344	1.17	0.661	0.365	1.386	0.055	0.401	0.661	0.343	6.78	6.78	2341	705	0.367	0.142	-0.744	0.466	1.624	0.790	28.3
400S125-18 <sup>1</sup>	0.0188	33	0.125	0.42	0.294	0.147	1.536	0.021	0.415	0.273	0.083	1.64	1.53	156	156	0.015	0.068	-0.755	0.475	1.761	0.816	28.7
400S125-27	0.0283	33	0.187	0.64	0.438	0.219	1.531	0.031	0.410	0.428	0.151	2.98	2.81	533	398	0.050	0.098	-0.745	0.469	1.751	0.819	28.5
400S125-30	0.0312	33	0.206	0.70	0.481	0.240	1.529	0.034	0.409	0.473	0.174	3.44	3.25	715	484	0.067	0.108	-0.742	0.467	1.748	0.820	28.5
400S125-33	0.0346	33	0.228	0.77	0.531	0.265	1.527	0.038	0.407	0.523	0.203	4.02	3.78	976	595	0.091	0.118	-0.738	0.465	1.745	0.821	28.4
400S125-43	0.0451	33	0.295	1.00	0.682	0.341	1.522	0.048	0.402	0.676	0.302	5.96	5.57	1739	810	0.200	0.148	-0.727	0.459	1.734	0.824	28.2
400S125-54	0.0566	33	0.365	1.24	0.836	0.418	1.512	0.057	0.394	0.836	0.387	7.65	7.64	2603	944	0.390	0.178	-0.713	0.452	1.718	0.828	28.1
550S125-18 <sup>1</sup>	0.0188	33	0.153	0.52	0.630	0.229	2.029	0.023	0.390	0.534	0.132	2.61	2.12	112	112	0.018	0.141	-0.651	0.423	2.166	0.910	28.2
550S125-27	0.0283	33	0.229	0.78	0.939	0.341	2.023	0.034	0.385	0.898	0.246	4.87	3.92	382	382	0.061	0.205	-0.642	0.417	2.158	0.912	27.9
550S125-30	0.0312	33	0.252	0.86	1.032	0.375	2.022	0.037	0.384	0.996	0.286	5.65	4.55	512	512	0.082	0.224	-0.639	0.416	2.155	0.912	27.9
550S125-33	0.0346	33	0.279	0.95	1.140	0.415	2.020	0.041	0.382	1.112	0.335	6.63	5.33	699	699	0.112	0.246	-0.636	0.414	2.152	0.913	27.8
550S125-43	0.0451	33	0.362	1.23	1.469	0.534	2.013	0.052	0.377	1.458	0.500	9.89	7.99	1550	1199	0.246	0.309	-0.626	0.408	2.142	0.915	27.6
550S125-54	0.0566	33	0.450	1.53	1.806	0.657	2.003	0.062	0.370	1.805	0.647	12.79	11.14	2739	1666	0.481	0.374	-0.613	0.401	2.127	0.917	27.3
600S125-18 <sup>2</sup>	0.0188	33	0.162	0.55	0.779	0.260	2.190	0.024	0.382	0.648	0.145	2.86	2.27	102	102	0.019	0.172	-0.623	0.408	2.308	0.927	28.0
600S125-27 <sup>1</sup>	0.0283	33	0.243	0.83	1.161	0.387	2.184	0.035	0.378	1.097	0.271	5.35	4.27	349	349	0.065	0.251	-0.614	0.403	2.300	0.929	27.7
600S125-30	0.0312	33	0.268	0.91	1.276	0.425	2.182	0.038	0.376	1.219	0.315	6.22	4.96	468	468	0.087	0.274	-0.611	0.401	2.297	0.929	27.7
600S125-33	0.0346	33	0.297	1.01	1.410	0.470	2.180	0.042	0.375	1.361	0.370	7.31	5.82	638	638	0.118	0.300	-0.608	0.399	2.294	0.930	27.6
600S125-43	0.0451	33	0.385	1.31	1.818	0.606	2.173	0.053	0.370	1.807	0.555	10.97	8.76	1416	1240	0.261	0.379	-0.598	0.393	2.284	0.931	27.3
600S125-54	0.0566	33	0.479	1.63	2.237	0.746	2.162	0.063	0.362	2.236	0.728	14.38	12.29	2739	1890	0.511	0.457	-0.586	0.386	2.269	0.933	27.1
800S125-33 <sup>1</sup>	0.0346	33	0.366	1.24	2.883	0.721	2.807	0.044	0.347	2.657	0.508	10.03	7.57	474	474	0.146	0.583	-0.519	0.350	2.875	0.967	26.6
800S125-43	0.0451	33	0.475	1.62	3.723	0.931	2.799	0.056	0.342	3.583	0.773	15.28	11.58	1051	1051	0.322	0.735	-0.510	0.344	2.866	0.968	26.4
800S125-54	0.0566	33	0.592	2.01	4.596	1.149	2.787	0.066	0.335	4.568	1.035	20.46	14.71	2091	2091	0.632	0.890	-0.500	0.338	2.851	0.969	26.0

<sup>1</sup> Web height to thickness ratio exceeds 200. Web Stiffeners are required at all support points and concentrated loads.

<sup>2</sup> When web height-to thickness ratio exceeds 260, or flange width-to-thickness ratio exceeds 60, effective properties are not calculated (limitations in AISI Section B4.1).

See Section Properties Table Notes on page 5.

# Section Properties

## Structural (S) Stud Section Properties

Member	Design Thickness (in)	F <sub>y</sub> (ksi)	Area (in <sup>2</sup> )	Weight (lb/ft)	Gross Properties					Effective Properties						Torsional Properties					L <sub>u</sub> (in)	
					I <sub>x</sub> (in <sup>4</sup> )	S <sub>x</sub> (in <sup>3</sup> )	R <sub>x</sub> (in)	I <sub>y</sub> (in <sup>4</sup> )	R <sub>y</sub> (in)	I <sub>x</sub> (in <sup>4</sup> )	S <sub>x</sub> (in <sup>3</sup> )	M <sub>a</sub> (in-k)	M <sub>ed</sub> (in-k)	V <sub>a</sub> (lb)	V <sub>net</sub> (lb)	J x 1000 (in <sup>6</sup> )	C <sub>w</sub> (in <sup>6</sup> )	X <sub>o</sub> (in)	m (in)	R <sub>p</sub> (in)		β
250S137-33	0.0346	33	0.197	0.67	0.203	0.163	1.015	0.052	0.515	0.203	0.158	3.11	2.72	975	399	0.079	0.076	-1.141	0.677	1.612	0.499	35.6
250S137-43	0.0451	33	0.255	0.87	0.261	0.208	1.011	0.067	0.511	0.261	0.205	4.53	4.03	1265	394	0.173	0.096	-1.129	0.670	1.599	0.501	33.6
250S137-54	0.0566	33	0.316	1.07	0.318	0.255	1.004	0.080	0.504	0.318	0.255	5.76	5.72	1553	373	0.337	0.115	-1.115	0.663	1.583	0.504	33.4
250S137-68	0.0713	50	0.390	1.33	0.386	0.309	0.995	0.096	0.495	0.386	0.308	10.66	9.42	2866	519	0.661	0.138	-1.096	0.653	1.561	0.507	26.8
250S162-33	0.0346	33	0.223	0.76	0.235	0.188	1.027	0.087	0.624	0.235	0.180	3.55	3.41	975	399	0.089	0.146	-1.470	0.859	1.898	0.401	44.1
250S162-43	0.0451	33	0.289	0.98	0.302	0.242	1.022	0.111	0.620	0.302	0.240	5.22	4.72	1265	394	0.196	0.184	-1.457	0.852	1.885	0.402	42.1
250S162-54	0.0566	33	0.358	1.22	0.370	0.296	1.016	0.135	0.613	0.370	0.296	6.57	6.53	1553	373	0.383	0.223	-1.443	0.845	1.868	0.404	41.8
250S162-68	0.0566	50	0.358	1.22	0.370	0.296	1.016	0.135	0.613	0.370	0.284	9.42	8.32	2353	565	0.383	0.223	-1.443	0.845	1.868	0.404	33.9
250S162-97	0.0713	50	0.443	1.51	0.450	0.360	1.008	0.162	0.605	0.450	0.357	12.11	11.97	2866	519	0.752	0.268	-1.424	0.835	1.847	0.405	33.7
350S162-33	0.0346	33	0.258	0.88	0.508	0.291	1.404	0.098	0.617	0.508	0.257	5.09	5.02	1024	487	0.103	0.277	-1.324	0.796	2.026	0.573	42.7
350S162-43	0.0451	33	0.334	1.14	0.655	0.374	1.400	0.125	0.612	0.654	0.357	7.05	7.00	1739	631	0.227	0.350	-1.312	0.789	2.014	0.575	42.6
350S162-54	0.0566	33	0.415	1.41	0.805	0.460	1.393	0.152	0.606	0.804	0.447	8.83	8.84	2253	633	0.443	0.426	-1.298	0.782	1.998	0.578	42.7
350S162-68	0.0566	50	0.415	1.41	0.805	0.460	1.393	0.152	0.606	0.804	0.426	12.74	12.35	3372	947	0.443	0.426	-1.298	0.782	1.998	0.578	34.5
350S162-97	0.0713	50	0.515	1.75	0.985	0.563	1.383	0.184	0.597	0.985	0.549	16.44	16.12	4203	897	0.872	0.514	-1.280	0.772	1.977	0.581	34.5
350S200-43	0.0451	33	0.379	1.29	0.711	0.441	1.426	0.224	0.768	0.711	0.410	8.09	8.08	1739	631	0.257	0.687	-1.748	1.032	2.383	0.462	53.7
350S200-54	0.0566	33	0.471	1.60	0.950	0.543	1.420	0.274	0.762	0.950	0.530	10.48	10.42	2253	633	0.503	0.838	-1.733	1.024	2.367	0.464	53.8
350S200-68	0.0566	50	0.471	1.60	0.950	0.543	1.420	0.274	0.762	0.950	0.470	14.07	14.26	3372	947	0.503	0.838	-1.733	1.024	2.367	0.464	43.5
350S200-97	0.0713	50	0.586	1.99	1.167	0.667	1.411	0.333	0.754	1.167	0.638	19.11	18.87	4203	897	0.993	1.018	-1.715	1.014	2.345	0.465	43.5
350S200-97	0.1017	50	0.813	2.77	1.577	0.901	1.393	0.440	0.736	1.577	0.885	30.53	28.42	5705	775	2.803	1.347	-1.676	0.994	2.300	0.469	43.9
362S137-33	0.0346	33	0.236	0.80	0.479	0.264	1.424	0.059	0.501	0.479	0.232	4.59	4.45	1024	521	0.094	0.165	-1.003	0.615	1.813	0.694	34.7
362S137-43	0.0451	33	0.306	1.04	0.616	0.340	1.419	0.075	0.497	0.616	0.320	6.33	6.26	1739	676	0.207	0.208	-0.991	0.608	1.801	0.697	34.6
362S137-54	0.0566	33	0.379	1.29	0.756	0.417	1.412	0.091	0.490	0.756	0.402	7.95	7.98	2341	705	0.405	0.251	-0.978	0.601	1.786	0.700	34.6
362S137-68	0.0566	50	0.379	1.29	0.756	0.417	1.412	0.091	0.490	0.756	0.382	11.42	11.07	3372	1016	0.405	0.251	-0.978	0.601	1.786	0.700	27.9
362S137-97	0.0713	50	0.470	1.60	0.923	0.509	1.401	0.109	0.481	0.923	0.493	14.77	13.87	4370	1004	0.797	0.302	-0.959	0.592	1.765	0.704	27.8
362S162-33	0.0346	33	0.262	0.89	0.551	0.304	1.450	0.099	0.616	0.551	0.268	5.29	5.20	1024	521	0.105	0.297	-1.308	0.789	2.048	0.592	42.6
362S162-43	0.0451	33	0.340	1.16	0.710	0.392	1.445	0.127	0.611	0.710	0.372	7.34	7.29	1739	676	0.230	0.376	-1.297	0.782	2.036	0.594	42.5
362S162-54	0.0566	33	0.422	1.44	0.873	0.482	1.438	0.154	0.605	0.873	0.467	9.22	9.27	2341	705	0.451	0.457	-1.283	0.774	2.020	0.597	42.5
362S162-68	0.0566	50	0.422	1.44	0.873	0.482	1.438	0.154	0.605	0.873	0.444	13.28	12.87	3372	1016	0.451	0.457	-1.283	0.774	2.020	0.597	34.4
362S162-97	0.0713	50	0.524	1.78	1.069	0.590	1.429	0.186	0.596	1.069	0.554	17.19	16.91	4370	1004	0.887	0.552	-1.264	0.765	1.999	0.600	34.4
362S200-33	0.0346	33	0.297	1.01	0.648	0.358	1.478	0.177	0.772	0.642	0.294	5.81	5.98	1024	521	0.118	0.577	-1.741	1.030	2.411	0.478	53.6
362S200-43	0.0451	33	0.385	1.31	0.836	0.461	1.474	0.227	0.767	0.836	0.427	8.43	8.41	1739	676	0.261	0.734	-1.729	1.024	2.398	0.480	53.5
362S200-54	0.0566	33	0.479	1.63	1.030	0.568	1.467	0.277	0.761	1.030	0.553	10.93	10.91	2341	705	0.511	0.896	-1.715	1.016	2.382	0.482	53.6
362S200-68	0.0566	50	0.479	1.63	1.030	0.568	1.467	0.277	0.761	1.030	0.490	14.66	14.84	3372	1016	0.511	0.896	-1.715	1.016	2.382	0.482	43.3
362S200-97	0.0713	50	0.595	2.02	1.266	0.698	1.458	0.337	0.753	1.266	0.666	19.95	19.67	4370	1004	1.008	1.089	-1.696	1.006	2.360	0.484	43.3
362S250-33	0.0346	33	0.430	1.46	0.980	0.541	1.510	0.385	0.946	0.980	0.449	8.88	9.06	1739	676	0.292	1.230	-2.199	1.277	2.830	0.396	64.1
362S250-43	0.0451	33	0.535	1.82	1.210	0.668	1.504	0.473	0.940	1.210	0.582	11.51	12.06	2341	705	0.571	1.506	-2.184	1.269	2.813	0.397	64.3
362S250-54	0.0566	33	0.535	1.82	1.210	0.668	1.504	0.473	0.940	1.198	0.514	15.40	15.93	3372	1016	0.571	1.506	-2.184	1.269	2.813	0.397	52.0
362S250-68	0.0713	50	0.666	2.27	1.491	0.823	1.496	0.578	0.931	1.491	0.689	20.64	21.32	4370	1004	1.129	1.837	-2.165	1.259	2.791	0.398	52.0
362S250-97	0.1017	50	0.927	3.16	2.028	1.119	1.479	0.773	0.913	2.028	1.056	35.51	32.47	5943	875	3.197	2.452	-2.126	1.239	2.746	0.401	52.5
362S300-33 <sup>2</sup>	0.0346	33	0.366	1.24	0.871	0.481	1.543	0.463	1.125							0.146	1.478	-2.686	1.537	3.296	0.336	74.3
362S300-43 <sup>2</sup>	0.0451	33	0.475	1.62	1.125	0.621	1.539	0.596	1.120							0.322	1.888	-2.674	1.530	3.282	0.336	74.3
362S300-54	0.0566	33	0.592	2.01	1.391	0.767	1.533	0.734	1.114	1.379	0.607	11.99	12.82	2341	705	0.632	2.316	-2.659	1.522	3.265	0.337	74.5
362S300-68	0.0566	50	0.592	2.01	1.391	0.767	1.533	0.734	1.114	1.295	0.529	15.83	16.82	3372	1016	0.632	2.316	-2.659	1.522	3.265	0.337	60.2
362S300-97	0.0713	50	0.738	2.51	1.716	0.947	1.525	0.900	1.105	1.681	0.716	21.45	22.59	4370	1004	1.250	2.833	-2.640	1.512	3.243	0.337	60.4
400S137-33	0.0346	33	0.249	0.85	0.603	0.302	1.556	0.061	0.496	0.603	0.259	5.12	4.98	976	595	0.099	0.204	-0.965	0.597	1.897	0.741	34.5
400S137-43	0.0451	33	0.323	1.10	0.776	0.388	1.551	0.078	0.491	0.776	0.359	7.09	7.03	1739	810	0.219	0.257	-0.954	0.591	1.886	0.744	34.3
400S137-54	0.0566	33	0.401	1.36	0.953	0.477	1.543	0.094	0.484	0.953	0.453	8.96	9.13	2603	944	0.428	0.311	-0.940	0.583	1.870	0.747	34.3
400S137-68	0.0566	50	0.401	1.36	0.953	0.477	1.543	0.094	0.484	0.953	0.428	12.82	12.42	3372	1223	0.428	0.311	-0.940	0.583	1.870	0.747	27.7
400S137-97	0.0713	50	0.497	1.69	1.165	0.583	1.531	0.112	0.475	1.165	0.558	16.70	16.66	4871	1356	0.842	0.375	-0.922	0.574	1.850	0.751	27.6
400S162-33	0.0346	33	0.275	0.94	0.692	0.346	1.586	0.103	0.611	0.692	0.299	5.91	5.81	976	595	0.110	0.363	-1.263	0.768	2.118	0.644	42.3
400S162-43	0.0451	33	0.357	1.21	0.892	0.446	1.581	0.131	0.606	0.892	0.417	8.23	8.17	1739	810	0.242	0.460	-1.252	0.761	2.106	0.647	42.2
400S162-54	0.0566	33	0.443	1.51	1.098	0.																

# Section Properties

## Structural (S) Stud Section Properties

Member	Design		Area (in <sup>2</sup> )	Weight (lb/ft)	Gross Properties					Effective Properties					Torsional Properties					L <sub>c</sub> (in)			
	Thickness (in)	F <sub>y</sub> (ksi)			I <sub>x</sub> (in <sup>4</sup> )	S <sub>x</sub> (in <sup>3</sup> )	R <sub>x</sub> (in)	I <sub>y</sub> (in <sup>4</sup> )	R <sub>y</sub> (in)	I <sub>x</sub> (in <sup>4</sup> )	S <sub>x</sub> (in <sup>3</sup> )	M <sub>x</sub> (in-k)	M <sub>ed</sub> (in-k)	V <sub>a</sub> (lb)	V <sub>a</sub> (net) (lb)	J x 1000 (in <sup>4</sup> )	C <sub>w</sub> (in <sup>6</sup> )	X <sub>o</sub> (in)	m (in)		R <sub>o</sub> (in)	β	
400S250-33 <sup>2</sup>	0.0346	33	0.344	1.17	0.948	0.474	1.660	0.310	0.949														
400S250-43	0.0451	33	0.447	1.52	1.224	0.612	1.655	0.399	0.945	1.224	0.503	9.93	10.09	1739	810	0.137	1.165	-2.151	1.259	2.878	0.441	63.7	
400S250-54	0.0566	33	0.556	1.89	1.512	0.756	1.649	0.490	0.938	1.512	0.653	12.91	13.47	2603	944	0.594	1.821	-2.124	1.244	2.848	0.444	63.8	
400S250-68	0.0713	50	0.693	2.36	1.865	0.932	1.640	0.599	0.929	1.496	0.576	17.24	17.74	3372	1223	0.594	1.821	-2.124	1.244	2.848	0.444	51.6	
400S250-97	0.1017	50	0.966	3.28	2.542	1.271	1.623	0.801	0.911	1.865	0.775	23.20	23.81	4871	1356	1.174	2.225	-2.105	1.235	2.826	0.445	51.6	
400S300-33 <sup>2</sup>	0.0346	33	0.379	1.29	1.084	0.542	1.692	0.479	1.125														
400S300-43 <sup>2</sup>	0.0451	33	0.492	1.67	1.400	0.700	1.687	0.617	1.120														
400S300-54	0.0566	33	0.613	2.09	1.732	0.866	1.681	0.760	1.114	1.717	0.680	13.44	17.91	2603	944	0.655	2.802	-2.594	1.496	3.285	0.377	74.0	
400S300-68	0.0713	50	0.613	2.09	1.732	0.866	1.681	0.760	1.114	1.612	0.592	17.72	18.59	3372	1223	0.655	2.802	-2.594	1.496	3.285	0.377	59.9	
400S300-97	0.1017	50	0.764	2.60	2.140	1.070	1.673	0.933	1.105	2.094	0.805	24.10	25.13	4871	1356	1.295	3.432	-2.574	1.486	3.263	0.378	60.0	
550S162-33	0.0346	33	0.107	0.363	2.928	1.464	1.656	1.259	1.086	2.894	1.307	39.13	39.25	6658	1207	3.679	4.619	-2.535	1.465	3.217	0.379	60.3	
550S162-43	0.0451	33	0.327	1.11	1.459	0.530	2.112	0.113	0.589	1.459	0.512	10.11	9.92	699	699	0.130	0.713	-1.114	0.697	2.459	0.795	41.4	
550S162-54	0.0566	33	0.424	1.44	1.884	0.685	2.107	0.145	0.584	1.883	0.681	14.80	11.79	1550	1199	0.288	0.905	-1.103	0.691	2.449	0.797	41.2	
550S162-68	0.0713	50	0.528	1.80	2.325	0.845	2.098	0.176	0.577	2.324	0.845	18.76	15.73	2739	1666	0.564	1.105	-1.090	0.684	2.434	0.800	41.0	
550S162-97	0.1017	50	0.528	1.80	2.325	0.845	2.098	0.176	0.577	2.324	0.811	26.86	20.87	3093	1881	0.564	1.105	-1.090	0.684	2.434	0.800	33.2	
550S200-33	0.0346	33	0.362	1.23	2.862	1.041	2.087	0.212	0.569	2.861	1.031	34.95	28.03	5350	2532	1.114	1.342	-1.072	0.675	2.414	0.803	33.1	
550S200-43	0.0451	33	0.469	1.60	3.887	1.414	2.062	0.276	0.550	3.887	1.413	50.14	40.62	9518	3026	3.154	1.775	-1.037	0.656	2.372	0.809	32.8	
550S200-54	0.0566	33	0.469	1.60	2.189	0.796	2.159	0.261	0.746	1.678	0.559	11.05	9.49	699	699	0.144	1.326	-1.508	0.925	2.743	0.698	51.9	
550S200-68	0.0713	50	0.585	1.99	2.707	0.984	2.152	0.320	0.739	2.189	0.776	15.34	13.50	1550	1199	0.318	1.691	-1.496	0.918	2.731	0.700	51.7	
550S200-97	0.1017	50	0.729	2.48	3.341	1.215	2.141	0.389	0.731	2.707	0.984	21.41	18.03	2739	1666	0.624	2.072	-1.483	0.911	2.716	0.702	51.6	
600S137-33	0.0346	33	0.318	1.08	4.565	1.660	2.119	0.516	0.713	2.707	0.901	26.99	23.86	3093	1881	0.624	2.072	-1.483	0.911	2.716	0.702	41.8	
600S137-43	0.0451	33	0.413	1.41	5.655	1.885	2.209	0.322	0.527	3.341	1.188	39.44	32.07	5350	2532	1.235	2.531	-1.465	0.902	2.695	0.705	41.7	
600S137-54	0.0566	33	0.514	1.75	6.643	2.214	2.276	0.612	0.691	4.564	1.660	57.26	49.12	9518	3026	3.504	3.384	-1.428	0.882	2.653	0.710	41.5	
600S137-68	0.0713	50	0.640	2.18	7.791	2.572	2.342	1.076	0.875	1.548	0.455	8.98	7.76	638	638	0.127	0.500	-0.807	0.519	2.416	0.889	33.5	
600S137-97	0.1017	50	0.889	3.03	8.787	2.929	2.396	1.705	1.055	2.041	0.645	12.74	11.17	1416	1240	0.280	0.633	-0.796	0.513	2.406	0.890	33.3	
600S162-33	0.0346	33	0.344	1.17	1.793	0.598	2.282	0.116	0.581	2.518	0.832	16.45	15.05	2739	1890	0.549	0.769	-0.784	0.506	2.392	0.893	33.0	
600S162-43	0.0451	33	0.447	1.52	2.316	0.772	2.277	0.148	0.576	2.518	0.777	23.26	19.85	2823	1947	0.549	0.769	-0.784	0.506	2.392	0.893	26.8	
600S162-54	0.0566	33	0.556	1.89	2.861	0.954	2.268	0.180	0.570	3.095	1.030	30.85	26.96	5350	2879	1.084	0.930	-0.768	0.497	2.372	0.895	26.5	
600S162-68	0.0713	50	0.693	2.36	3.526	1.175	2.256	0.218	0.561	4.189	1.396	50.81	50.81	10472	3806	3.066	1.216	-0.734	0.480	2.330	0.901	26.1	
600S162-97	0.1017	50	0.966	3.28	4.799	1.600	2.229	0.283	0.542	1.793	0.577	11.41	9.11	638	638	0.137	0.861	-1.072	0.677	2.588	0.828	41.1	
600S200-33	0.0346	33	0.379	1.29	5.614	1.871	2.293	0.530	0.705	2.316	0.767	16.68	12.99	1416	1240	0.303	1.095	-1.062	0.670	2.577	0.830	40.9	
600S200-43	0.0451	33	0.492	1.67	6.643	2.214	2.276	0.612	0.691	2.860	0.953	21.17	17.41	2739	1890	0.594	1.337	-1.049	0.663	2.563	0.833	40.7	
600S200-54	0.0566	33	0.613	2.09	7.791	2.572	2.342	1.076	0.875	2.860	0.916	30.33	23.02	2823	1947	0.594	1.337	-1.049	0.663	2.563	0.833	33.0	
600S200-68	0.0713	50	0.764	2.60	8.787	2.929	2.396	1.705	1.055	3.525	1.164	39.47	31.05	5350	2879	1.174	1.626	-1.032	0.655	2.543	0.835	32.8	
600S200-97	0.1017	50	0.966	3.28	9.833	3.435	2.428	2.979	1.305	4.799	1.599	56.73	47.49	10472	3806	3.329	2.153	-0.997	0.636	2.501	0.841	32.5	
600S250-33	0.0346	33	0.379	1.29	10.306	3.435	2.428	2.979	1.305	5.614	1.871	64.54	54.97	10472	3806	5.956	2.487	-0.971	0.623	2.470	0.846	32.3	
600S250-43	0.0451	33	0.492	1.67	12.24	4.135	2.866	0.933	0.430	6.643	2.214	78.46	75.77	12526	3622	6.595	4.753	-1.351	0.845	2.736	0.756	41.1	
600S250-54	0.0566	33	0.613	2.09	15.12	4.135	2.866	0.933	0.430	6.643	2.214	78.46	75.77	12526	3622	6.595	4.753	-1.351	0.845	2.736	0.756	41.1	
600S250-68	0.0713	50	0.764	2.60	17.93	4.565	2.885	2.209	0.322	8.787	2.929	2.396	1.705	1.055	1.055	1.055	0.715	4.194	-1.860	1.129	3.163	0.654	62.3
600S250-97	0.1017	50	0.966	3.28	20.76	4.983	2.896	2.518	1.316	10.306	3.268	108.45	97.77	12526	3622	8.990	25.791	-2.951	1.742	4.038	0.466	70.6	
800S137-33	0.0346	33	0.388	1.32	3.199	0.800	2.873	0.073	0.435	2.739	1.106	24.07	19.94	2739	1890	0.655	2.493	-1.432	0.887	2.829	0.744	51.3	
800S137-43	0.0451	33	0.503	1.71	4.135	1.034	2.866	0.093	0.430	3.319	1.106	24.07	19.94	2739	1890	0.655	2.493	-1.432	0.887	2.829	0.744	51.3	
800S137-54	0.0566	33	0.627	2.13	5.111	1.278	2.855	0.112	0.423	3.319	1.015	30.40	26.31	2823	1947	0.655	2.493	-1.432	0.887	2.829	0.744	41.6	
800S137-68	0.0713	50	0.782	2.66	6.100	1.512	2.845	0.112	0.423	4.101	1.317	43.71	35.48	5350	2879	1.295	3.047	-1.415	0.878	2.809	0.746	41.4	
800S137-97	0.1017	50	0.993	3.72	7.174	1.748	2.855	0.112	0.423	5.614	1.871	64.54	54.97	10472	3806	3.679	4.080	-1.378	0.859	2.767	0.752	41.2	
800S250-33	0.0346	33	0.344	1.17	10.306	3.435	2.428	2.979	1.305	6.643	2.214	78.46	75.77	12526	3622	6.595	4.753	-1.351	0.845	2.736	0.756	41.1	
800S250-43	0.0451	33	0.447	1.52	12.24	4.135	2.866	0.933	0.430	8.787	2.929	2.396	1.705	1.055	1.055	0.715	4.194	-1.860	1.129	3.163	0.654	62.3	
800S250-54	0.0566	33	0.556	1.89	15.12	4.135	2.866	0.933	0.430	10.306	3.268	108.45	97.77	12526	3622	8.990	25.791	-2.951	1.742	4.038	0.466	70.6	
800S250-68	0.0713	50	0.693	2.36	17.93	4.565	2.885	2.209	0.322	12.24	4.135	2.866	0.933	0.430	0.430	0.430	0.155	0.957	-0.696	0.460	2.988	0.946	32.5
800S250-97	0.1017	50	0.966	3.28	20.76	4.983	2.896	2.518	1.316	15.12	4.135	2.866	0.933	0.430	0.430	0.430	0.341	1.214	-0.687	0.454	2.979	0.947	32.2
800S300-33	0.0346	33	0.379	1.29	20.76	4.983	2.896	2.518	1.316	17.93	4.565	2.885	2.209	0.322	0.322	0.322	0.670	1.478	-0.676	0.448	2.964	0.948	32.0
800S300-43	0.0451	33	0.492	1.67	24.48	5.401	2.896	2.518	1.316														















# Section Properties

## (T) Track Section Properties

Member	Design Thickness (in)	Fy (ksi)	Gross Properties						Effective Properties				Torsional Properties						
			Area (in <sup>2</sup> )	Weight (lb/ft)	I <sub>x</sub> (in <sup>4</sup> )	S <sub>x</sub> (in <sup>3</sup> )	R <sub>x</sub> (in)	I <sub>y</sub> (in <sup>4</sup> )	R <sub>y</sub> (in)	I <sub>x</sub> (in <sup>4</sup> )	S <sub>x</sub> (in <sup>3</sup> )	M <sub>a</sub> (in-k)	V <sub>a</sub> (lb)	J x 1000 (in <sup>4</sup> )	C <sub>w</sub> (in <sup>6</sup> )	X <sub>o</sub> (in)	m (in)	R <sub>o</sub> (in)	β
1600T150-54	0.0566	33	1.075	3.66	30.343	3.747	5.314	0.106	0.314	25.453	2.090	41.29	1014	1.1476	5.757	-0.374	0.260	5.336	0.995
1600T150-54	0.0566	50	1.075	3.66	30.343	3.747	5.314	0.106	0.314	23.309	1.782	53.34	1014	1.1476	5.757	-0.374	0.260	5.336	0.995
1600T150-68	0.0713	33	1.354	4.60	38.268	4.710	5.317	0.132	0.312	34.949	3.152	62.28	2030	2.2938	7.188	-0.371	0.258	5.339	0.995
1600T150-68	0.0713	50	1.354	4.60	38.268	4.710	5.317	0.132	0.312	32.544	2.717	81.35	2030	2.2938	7.188	-0.371	0.258	5.339	0.995
1600T150-97	0.1017	33	1.930	6.57	54.708	6.690	5.324	0.183	0.308	53.176	5.674	112.13	5908	6.6541	10.066	-0.363	0.253	5.345	0.995
1600T150-97	0.1017	50	1.930	6.57	54.708	6.690	5.324	0.183	0.308	51.389	5.047	151.12	5908	6.6541	10.066	-0.363	0.253	5.345	0.995
1600T150-118	0.1242	33	2.356	8.02	66.919	8.144	5.329	0.218	0.304	66.886	7.460	147.42	10783	12.1166	12.124	-0.358	0.249	5.350	0.996
1600T150-118	0.1242	50	2.356	8.02	66.919	8.144	5.329	0.218	0.304	65.028	6.911	206.93	10783	12.1166	12.124	-0.358	0.249	5.350	0.996
1600T200-54	0.0566	33	1.131	3.85	34.030	4.202	5.485	0.246	0.467	27.343	2.154	42.57	1014	1.2081	12.864	-0.612	0.417	5.538	0.988
1600T200-54	0.0566	50	1.131	3.85	34.030	4.202	5.485	0.246	0.467	24.873	1.827	54.71	1014	1.2081	12.864	-0.612	0.417	5.538	0.988
1600T200-68	0.0713	33	1.425	4.85	42.933	5.284	5.489	0.307	0.464	37.912	3.277	64.76	2030	2.4146	16.123	-0.607	0.414	5.542	0.988
1600T200-68	0.0713	50	1.425	4.85	42.933	5.284	5.489	0.307	0.464	35.022	2.806	84.00	2030	2.4146	16.123	-0.607	0.414	5.542	0.988
1600T200-97	0.1017	33	2.032	6.91	61.425	7.511	5.498	0.428	0.459	60.203	6.053	119.61	5908	7.0047	22.755	-0.598	0.408	5.550	0.988
1600T200-97	0.1017	50	2.032	6.91	61.425	7.511	5.498	0.428	0.459	57.306	5.298	158.64	5908	7.0047	22.755	-0.598	0.408	5.550	0.988
1600T200-118	0.1242	33	2.481	8.44	75.179	9.149	5.505	0.515	0.455	75.147	8.332	164.64	10783	12.7552	27.568	-0.592	0.403	5.556	0.989
1600T200-118	0.1242	50	2.481	8.44	75.179	9.149	5.505	0.515	0.455	73.619	7.433	222.55	10783	12.7552	27.568	-0.592	0.403	5.556	0.989

<sup>1</sup> Web-height to thickness ratio exceeds 200. Web stiffeners are required at all support points and concentrated loads.

See Section Properties Table Notes on page 5.

# Section Properties

## Web Depth-to-Thickness Ratios for Stud and Joist Members <sup>2, 3</sup>

Style	Web Depth (in)	18Mil 0.0188	27Mil 0.0283	30Mil 0.0312	33Mil 0.0346	43Mil 0.0451	54Mil 0.0566	68Mil 0.0713	97Mil 0.1017	118Mil 0.1242
162S	1.625	75	50	45	41	31	24	18	11	8
250S	2.500	122	81	73	66	50	39	30	20	15
350S	3.500	175	116	105	95	72	57	44	29	23
362S	3.625	182	120	109	98	75	59	46	31	24
400S	4.000	202 <sup>1</sup>	134	121	109	84	66	51	34	27
550S	5.500	-	187	169	153	117	92	72	49	39
600S	6.000	-	204 <sup>1</sup>	185	167	128	101	79	54	43
800S	8.000	-	-	249 <sup>1</sup>	225 <sup>1</sup>	172	136	107	74	59
1000S	10.000	-	-	-	-	217 <sup>1</sup>	172	135	93	76
1200S	12.000	-	-	-	-	-	207	163	113	92
1400S	14.000	-	-	-	-	-	242 <sup>1</sup>	191	133	108
1600S	16.000	-	-	-	-	-	-	219 <sup>1</sup>	152	124

<sup>1</sup> h/t exceeds 200

<sup>2</sup> h value used for h/t calculations is the flat width of the web. For Stud members, this is the out-to-out member size, minus twice the thickness, minus twice the inside bend radius.

<sup>3</sup> h/t values exceeding 260 are marked with a dash (-)

### Members with h/t between 200 and 260

Member	h/t	Member	h/t
400Sxxx18	202	1000xxx43	217
600Sxxx27	204	1200Sxxx54	207
800Sxxx30	249	1400Sxxx54	242
800Sxxx33	225	1600Sxxx68	219



# Limiting Wall Heights - Non-Composite

## Interior Non-Structural Non-Composite Table Notes

1. 5 psf, 7.5 psf, and 10 psf loads have NOT been reduced for strength or deflection checks. Full lateral load is applied.
2. Calculated properties are based on AISI S100-16, North American Specification for Cold-Formed Steel Structural Members.
3. Limiting heights are based on continuous support of each flange over the full length of the stud.
4. Limiting heights are based on steel properties only (non-composite).
5. Web crippling checks are based on end-one flange loading condition using 1-inch end bearing.
6. Allowable Flexural Strength is based on lateral and torsional bracing at a maximum spacing of 4 feet on center.

Interior Nonstructural Non-Composite											
Stud Member	Spacing in, oc	Fy, ksi	5 psf			7.5 psf			10 psf		
			L/120	L/240	L/360	L/120	L/240	L/360	L/120	L/240	L/360
162S125-18	12	33	8'-10"	7'-7"	6'-7"	7'-3"	6'-7"	5'-9"	6'-3"	6'-0"	5'-3"
	16		7'-8"	6'-11"	6'-0"	6'-3"	6'-0"	5'-3"	5'-5"	5'-5"	4'-9"
	24		6'-3"	6'-0"	5'-3"	5'-1"	5'-1"	4'-7"	4'-5"	4'-5"	4'-2"
162S125-27	12	33	11'-3"	8'-11"	7'-9"	9'-7"	7'-9"	6'-10"	8'-4"	7'-1"	6'-2"
	16		10'-2"	8'-1"	7'-1"	8'-4"	7'-1"	6'-2"	7'-2"	6'-5"	5'-7"
	24		8'-4"	7'-1"	6'-2"	6'-9"	6'-2"	5'-5"	5'-10"	5'-7"	4'-11"
162S125-30	12	33	11'-7"	9'-2"	8'-0"	10'-1"	8'-0"	7'-0"	8'-10"	7'-3"	6'-4"
	16		10'-6"	8'-4"	7'-3"	8'-10"	7'-3"	6'-4"	7'-8"	6'-7"	5'-9"
	24		8'-10"	7'-3"	6'-4"	7'-3"	6'-4"	5'-7"	6'-3"	5'-9"	5'-0"
162S125-33	12	33	12'-0"	9'-6"	8'-3"	10'-5"	8'-3"	7'-3"	9'-6"	7'-6"	6'-7"
	16		10'-10"	8'-7"	7'-6"	9'-6"	7'-6"	6'-7"	8'-3"	6'-10"	6'-0"
	24		9'-6"	7'-6"	6'-7"	7'-9"	6'-7"	5'-9"	6'-9"	6'-0"	5'-2"
250S125-18	12	33	11'-1"	10'-6"	9'-2"	9'-1"	9'-1"	8'-0"	7'-10"	7'-10"	7'-3"
	16		9'-7"	9'-6"	8'-4"	7'-10"	7'-10"	7'-3"	6'-9"	6'-9"	6'-7"
	24		7'-10"	7'-10"	7'-3"	6'-5"	6'-5"	6'-4"	5'-6"	5'-6"	5'-6"
250S125-27	12	33	15'-7"	12'-4"	10'-9"	13'-0"	10'-9"	9'-5"	11'-3"	9'-9"	8'-6"
	16		13'-10"	11'-2"	9'-9"	11'-3"	9'-9"	8'-6"	9'-9"	8'-11"	7'-9"
	24		11'-3"	9'-9"	8'-6"	9'-2"	8'-6"	7'-5"	8'-0"	7'-9"	6'-9"
250S125-30	12	33	16'-1"	12'-9"	11'-1"	14'-0"	11'-1"	9'-8"	12'-2"	10'-1"	8'-10"
	16		14'-7"	11'-7"	10'-1"	12'-2"	10'-1"	8'-10"	10'-6"	9'-2"	8'-0"
	24		12'-2"	10'-1"	8'-10"	9'-11"	8'-10"	7'-8"	8'-7"	8'-0"	7'-0"
250S125-33	12	33	16'-7"	13'-2"	11'-6"	14'-6"	11'-6"	10'-0"	13'-2"	10'-5"	9'-1"
	16		15'-1"	11'-11"	10'-5"	13'-2"	10'-5"	9'-1"	11'-11"	9'-6"	8'-3"
	24		13'-2"	10'-5"	9'-1"	11'-6"	9'-1"	7'-11"	10'-4"	8'-3"	7'-3"
250S125-43	12	33	18'-1"	14'-4"	12'-6"	15'-9"	12'-6"	10'-11"	14'-4"	11'-4"	9'-11"
	16		16'-5"	13'-0"	11'-4"	14'-4"	11'-4"	9'-11"	13'-0"	10'-4"	9'-0"
	24		14'-4"	11'-4"	9'-11"	12'-6"	9'-11"	8'-8"	11'-4"	9'-0"	7'-10"
250S125-54	12	33	19'-4"	15'-4"	13'-5"	16'-11"	13'-5"	11'-8"	15'-4"	12'-2"	10'-7"
	16		17'-7"	13'-11"	12'-2"	15'-4"	12'-2"	10'-7"	13'-11"	11'-1"	9'-8"
	24		15'-4"	12'-2"	10'-7"	13'-5"	10'-7"	9'-3"	12'-2"	9'-8"	8'-5"
350S125-18	12	33	17'-3"	13'-8"	11'-11"	14'-8"	11'-11"	10'-5"	12'-8"	10'-10"	9'-6"
	16		15'-7"	12'-5"	10'-10"	12'-8"	10'-10"	9'-6"	11'-0"	9'-10"	8'-7"
	24		12'-8"	10'-10"	9'-6"	10'-4"	9'-6"	8'-3"	8'-11"	8'-7"	7'-6"
350S125-27	12	33	19'-3"	16'-0"	13'-11"	15'-9"	13'-11"	12'-2"	13'-7"	12'-8"	11'-1"
	16		16'-8"	14'-6"	12'-8"	13'-7"	12'-8"	11'-1"	11'-10"	11'-6"	10'-1"
	24		13'-7"	12'-8"	11'-1"	11'-1"	11'-1"	9'-8"	9'-7"	9'-7"	8'-9"
350S125-30	12	33	20'-9"	16'-6"	14'-5"	17'-0"	14'-5"	12'-7"	14'-8"	13'-1"	11'-5"
	16		18'-0"	15'-0"	13'-1"	14'-8"	13'-1"	11'-5"	12'-9"	11'-11"	10'-5"
	24		14'-8"	13'-1"	11'-5"	12'-0"	11'-5"	10'-0"	10'-4"	10'-4"	9'-1"
350S125-33	12	33	21'-6"	17'-1"	14'-11"	18'-9"	14'-11"	13'-0"	17'-1"	13'-6"	11'-10"
	16		19'-6"	15'-6"	13'-6"	17'-1"	13'-6"	11'-10"	15'-5"	12'-4"	10'-9"
	24		17'-1"	13'-6"	11'-10"	14'-6"	11'-10"	10'-4"	12'-7"	10'-9"	9'-4"
350S125-43	12	33	23'-5"	18'-7"	16'-3"	20'-6"	16'-3"	14'-2"	18'-7"	14'-9"	12'-10"
	16		21'-3"	16'-11"	14'-9"	18'-7"	14'-9"	12'-10"	16'-11"	13'-5"	11'-8"
	24		18'-7"	14'-9"	12'-10"	16'-3"	12'-10"	11'-3"	14'-8"	11'-8"	10'-3"
350S125-54	12	33	25'-2"	19'-11"	17'-5"	21'-11"	17'-5"	15'-2"	19'-11"	15'-10"	13'-10"
	16		22'-10"	18'-1"	15'-10"	19'-11"	15'-10"	13'-10"	18'-1"	14'-4"	12'-7"
	24		19'-11"	15'-10"	13'-10"	17'-5"	13'-10"	12'-1"	15'-10"	12'-7"	10'-11"

See Interior Non-Structural Non-Composite Table Notes

# Limiting Wall Heights - Non-Composite



## Interior Nonstructural Non-Composite

Stud Member	Spacing in, oc	Fy, ksi	5 psf			7.5 psf			10 psf		
			L/120	L/240	L/360	L/120	L/240	L/360	L/120	L/240	L/360
350S125-68	12	33	26'-10"	21'-3"	18'-7"	23'-5"	18'-7"	16'-3"	21'-2"	16'-11"	14'-9"
	16		24'-4"	19'-4"	16'-11"	21'-2"	16'-11"	14'-9"	18'-4"	15'-4"	13'-5"
	24		21'-2"	16'-11"	14'-9"	17'-3"	14'-9"	12'-10"	15'-0"	13'-5"	11'-8"
350S125-68	12	50	26'-10"	21'-3"	18'-7"	23'-5"	18'-7"	16'-3"	21'-3"	16'-11"	14'-9"
	16		24'-4"	19'-4"	16'-11"	21'-3"	16'-11"	14'-9"	19'-4"	15'-4"	13'-5"
	24		21'-3"	16'-11"	14'-9"	18'-7"	14'-9"	12'-10"	16'-11"	13'-5"	11'-8"
362S125-18	12	33	13'-6"	13'-6"	12'-4"	11'-1"	11'-1"	10'-9"	9'-7"	9'-7"	9'-7"
	16		11'-9"	11'-9"	11'-2"	9'-7"	9'-7"	9'-7"	8'-3"	8'-3"	8'-3"
	24		9'-7"	9'-7"	9'-7"	7'-10"	7'-10"	7'-10"	6'-9"	6'-9"	6'-9"
362S125-27	12	33	18'-4"	16'-5"	14'-4"	14'-11"	14'-4"	12'-6"	12'-11"	12'-11"	11'-4"
	16		15'-10"	14'-11"	13'-0"	12'-11"	12'-11"	11'-4"	11'-2"	11'-2"	10'-4"
	24		12'-11"	12'-11"	11'-4"	10'-7"	10'-7"	9'-11"	9'-2"	9'-2"	9'-0"
362S125-30	12	33	19'-8"	17'-0"	14'-10"	16'-1"	14'-10"	12'-11"	13'-11"	13'-5"	11'-9"
	16		17'-0"	15'-5"	13'-5"	13'-11"	13'-5"	11'-9"	12'-0"	12'-0"	10'-8"
	24		13'-11"	13'-5"	11'-9"	11'-4"	11'-4"	10'-3"	9'-10"	9'-10"	9'-4"
362S125-33	12	33	21'-2"	17'-6"	15'-4"	17'-4"	15'-4"	13'-5"	15'-0"	13'-11"	12'-2"
	16		18'-4"	15'-11"	13'-11"	15'-0"	13'-11"	12'-2"	13'-0"	12'-8"	11'-0"
	24		15'-0"	13'-11"	12'-2"	12'-3"	12'-2"	10'-7"	10'-7"	10'-7"	9'-8"
362S125-43	12	33	24'-1"	19'-1"	16'-8"	21'-0"	16'-8"	14'-7"	18'-2"	15'-2"	13'-3"
	16		21'-11"	17'-4"	15'-2"	18'-2"	15'-2"	13'-3"	15'-9"	13'-9"	12'-0"
	24		18'-2"	15'-2"	13'-3"	14'-10"	13'-3"	11'-7"	12'-10"	12'-0"	10'-6"
362S125-54	12	33	25'-10"	20'-6"	17'-11"	22'-7"	17'-11"	15'-8"	20'-6"	16'-3"	14'-2"
	16		23'-6"	18'-7"	16'-3"	20'-6"	16'-3"	14'-2"	18'-4"	14'-9"	12'-11"
	24		20'-6"	16'-3"	14'-2"	17'-4"	14'-2"	12'-5"	15'-0"	12'-11"	11'-3"
400S125-18	12	33	14'-3"	14'-3"	13'-4"	11'-8"	11'-8"	11'-8"	10'-1"	10'-1"	10'-1"
	16		12'-4"	12'-4"	12'-1"	10'-1"	10'-1"	10'-1"	8'-9"	8'-9"	8'-9"
	24		10'-1"	10'-1"	10'-1"	8'-3"	8'-3"	8'-3"	7'-1"	7'-1"	7'-1"
400S125-27	12	33	19'-4"	17'-9"	15'-6"	15'-9"	15'-6"	13'-6"	13'-8"	13'-8"	12'-3"
	16		16'-9"	16'-1"	14'-1"	13'-8"	13'-8"	12'-3"	11'-10"	11'-10"	11'-2"
	24		13'-8"	13'-8"	12'-3"	11'-2"	11'-2"	10'-9"	9'-8"	9'-8"	9'-8"
400S125-30	12	33	20'-9"	18'-4"	16'-0"	16'-11"	16'-0"	14'-0"	14'-8"	14'-7"	12'-8"
	16		18'-0"	16'-8"	14'-7"	14'-8"	14'-7"	12'-8"	12'-8"	12'-8"	11'-6"
	24		14'-8"	14'-7"	12'-8"	12'-0"	12'-0"	11'-1"	10'-4"	10'-4"	10'-1"
400S125-33	12	33	22'-5"	18'-11"	16'-7"	18'-3"	16'-7"	14'-5"	15'-10"	15'-0"	13'-2"
	16		19'-5"	17'-3"	15'-0"	15'-10"	15'-0"	13'-2"	13'-8"	13'-8"	11'-11"
	24		15'-10"	15'-0"	13'-2"	12'-11"	12'-11"	11'-6"	11'-2"	11'-2"	10'-5"
400S125-43	12	33	26'-0"	20'-8"	18'-0"	22'-2"	18'-0"	15'-9"	19'-3"	16'-5"	14'-4"
	16		23'-7"	18'-9"	16'-5"	19'-3"	16'-5"	14'-4"	16'-8"	14'-11"	13'-0"
	24		19'-3"	16'-5"	14'-4"	15'-8"	14'-4"	12'-6"	13'-7"	13'-0"	11'-4"
400S125-54	12	33	27'-11"	22'-2"	19'-4"	24'-5"	19'-4"	16'-11"	22'-2"	22'-2"	15'-4"
	16		25'-5"	20'-2"	17'-7"	22'-2"	17'-7"	15'-4"	19'-6"	16'-0"	13'-11"
	24		22'-2"	17'-7"	15'-4"	18'-5"	15'-4"	13'-5"	15'-11"	13'-11"	12'-2"
550S125-18	12	33	16'-9"	16'-9"	16'-8"	13'-8"	13'-8"	13'-8"	11'-10"	11'-10"	11'-10"
	16		14'-6"	14'-6"	14'-6"	11'-10"	11'-10"	11'-10"	10'-3"	10'-3"	10'-3"
	24		11'-10"	11'-10"	11'-10"	9'-8"	9'-8"	9'-8"	8'-4"	8'-4"	8'-4"
550S125-27	12	33	22'-10"	22'-9"	19'-10"	18'-8"	18'-8"	17'-4"	16'-2"	16'-2"	15'-9"
	16		19'-9"	19'-9"	18'-0"	16'-2"	16'-2"	15'-9"	14'-0"	14'-0"	14'-0"
	24		16'-2"	16'-2"	15'-9"	13'-2"	13'-2"	13'-2"	11'-5"	11'-5"	11'-5"
550S125-30	12	33	24'-7"	23'-6"	20'-6"	20'-1"	20'-1"	17'-11"	17'-5"	17'-5"	16'-3"
	16		21'-4"	21'-4"	18'-8"	17'-5"	17'-5"	16'-3"	15'-1"	15'-1"	14'-10"
	24		17'-5"	17'-5"	16'-3"	14'-2"	14'-2"	14'-2"	12'-3"	12'-3"	12'-3"
550S125-33	12	33	26'-8"	24'-5"	21'-4"	21'-9"	21'-4"	18'-7"	18'-10"	18'-10"	16'-11"
	16		23'-1"	22'-2"	19'-4"	18'-10"	18'-10"	16'-11"	16'-3"	16'-3"	15'-4"
	24		18'-10"	18'-10"	16'-11"	15'-4"	15'-4"	14'-9"	13'-4"	13'-4"	13'-4"
550S125-43	12	33	32'-7"	26'-8"	23'-4"	26'-7"	23'-4"	20'-4"	23'-0"	21'-2"	18'-6"
	16		28'-3"	24'-3"	21'-2"	23'-0"	21'-2"	18'-6"	19'-11"	19'-3"	16'-10"
	24		23'-0"	21'-2"	18'-6"	18'-10"	18'-6"	16'-2"	16'-3"	16'-3"	14'-8"
550S125-54	12	33	36'-2"	28'-8"	25'-0"	31'-5"	25'-0"	21'-10"	27'-3"	22'-9"	19'-10"
	16		32'-10"	26'-1"	22'-9"	27'-3"	22'-9"	19'-10"	23'-7"	20'-8"	18'-1"
	24		27'-3"	22'-9"	19'-10"	22'-3"	19'-10"	17'-4"	19'-3"	18'-1"	15'-9"

See Interior Nonstructural Non-Composite Table Notes

# Limiting Wall Heights - Non-Composite



Interior Nonstructural Non-Composite											
Stud Member	Spacing in, oc	Fy, ksi	5 psf			7.5 psf			10 psf		
			L/120	L/240	L/360	L/120	L/240	L/360	L/120	L/240	L/360
600S125-18	12	33	17'-4"	17'-4"	17'-4"	14'-2"	14'-2"	14'-2"	12'-3"	12'-3"	12'-3"
	16		15'-0"	15'-0"	15'-0"	12'-3"	12'-3"	12'-3"	10'-7"	10'-7"	10'-7"
	24		12'-3"	12'-3"	12'-3"	10'-0"	10'-0"	10'-0"	8'-8"	8'-8"	8'-8"
600S125-27	12	33	23'-10"	23'-10"	21'-2"	19'-5"	19'-5"	18'-6"	16'-10"	16'-10"	16'-10"
	16		20'-7"	20'-7"	19'-3"	16'-10"	16'-10"	16'-10"	14'-7"	14'-7"	14'-7"
	24		16'-10"	16'-10"	16'-10"	13'-9"	13'-9"	13'-9"	11'-11"	11'-11"	11'-11"
600S125-30	12	33	25'-8"	25'-2"	22'-0"	21'-0"	21'-0"	19'-2"	18'-2"	18'-2"	17'-5"
	16		22'-3"	22'-3"	19'-11"	18'-2"	18'-2"	17'-5"	15'-9"	15'-9"	15'-9"
	24		18'-2"	18'-2"	17'-5"	14'-10"	14'-10"	14'-10"	12'-10"	12'-10"	12'-10"
600S125-33	12	33	27'-10"	26'-1"	22'-9"	22'-9"	22'-9"	19'-11"	19'-8"	19'-8"	18'-1"
	16		24'-1"	23'-8"	20'-8"	19'-8"	19'-8"	18'-1"	17'-0"	17'-0"	16'-5"
	24		19'-8"	19'-8"	18'-1"	16'-1"	16'-1"	15'-9"	13'-11"	13'-11"	13'-11"
600S125-43	12	33	34'-2"	28'-8"	25'-1"	27'-10"	25'-1"	21'-11"	24'-2"	22'-9"	19'-10"
	16		29'-7"	26'-1"	22'-9"	24'-2"	22'-9"	19'-10"	20'-11"	20'-8"	18'-1"
	24		24'-2"	22'-9"	19'-10"	19'-8"	19'-8"	17'-4"	17'-1"	17'-1"	15'-9"
600S125-54	12	33	38'-10"	30'-10"	26'-11"	33'-0"	26'-11"	23'-6"	28'-7"	24'-5"	21'-4"
	16		35'-0"	28'-0"	24'-5"	28'-7"	24'-5"	21'-4"	24'-9"	22'-2"	19'-5"
	24		28'-7"	24'-5"	21'-4"	23'-4"	21'-4"	18'-8"	20'-2"	19'-5"	16'-11"
800S125-33	12	33	31'-9"	31'-9"	28'-6"	25'-11"	25'-11"	24'-11"	22'-5"	22'-5"	22'-5"
	16		27'-6"	27'-6"	25'-11"	22'-5"	22'-5"	22'-5"	19'-5"	19'-5"	19'-5"
	24		22'-5"	22'-5"	22'-5"	18'-4"	18'-4"	18'-4"	15'-10"	15'-10"	15'-10"
800S125-43	12	33	39'-3"	36'-0"	31'-6"	32'-1"	31'-6"	27'-6"	27'-9"	27'-9"	25'-0"
	16		34'-0"	32'-9"	28'-7"	27'-9"	27'-9"	25'-0"	24'-0"	24'-0"	22'-8"
	24		27'-9"	27'-9"	25'-0"	22'-8"	22'-8"	21'-10"	19'-7"	19'-7"	19'-7"
800S125-54	12	33	44'-3"	39'-1"	34'-2"	36'-1"	34'-2"	29'-10"	31'-3"	31'-0"	27'-1"
	16		38'-4"	35'-6"	31'-0"	31'-3"	31'-0"	27'-1"	27'-1"	27'-1"	24'-7"
	24		31'-3"	31'-0"	27'-1"	25'-6"	25'-6"	23'-8"	22'-1"	22'-1"	21'-6"

See Interior Nonstructural Non-Composite Table Notes

## Interior Nonstructural Composite Table Notes

1. Allowable composite limiting heights are calculated using ICC-ES AC86-2012.
2. Minimum safety factor for strength = 1.508 for 5 to 10 psf, and 2.327 for 15 psf.
3. The gypsum board must be applied full height to each stud flange and installed using minimum No. 6 Type S Drywall screws spaced a maximum of 12 in. on-center for studs at 24-in spacing, and 16 in. on-center for studs at 16 and 12 in. spacing.
4. No fasteners are required for attaching the stud to the track.
5. Stud end bearing must be a minimum of 1 inch.
6. Minimum material yield strength equals 33 ksi.
7. 'f' adjacent to the height value indicates that flexural stress controls the allowable wall height.

Interior Nonstructural Composite														
Stud Member	Spacing (in. o.c.)	Fy, ksi	5 psf			7.5 psf			10 psf			15 psf		
			L/120	L/240	L/360	L/120	L/240	L/360	L/120	L/240	L/360	L/120	L/240	L/360
162S125-18	12	33	13'-0" f	11'-1"	9'-10"	10'-8" f	9'-8"	8'-7"	9'-3" f	8'-9"	7'-9"	---	---	---
	16		11'-3" f	10'-1"	8'-11"	9'-3" f	8'-9"	7'-9"	8'-0" f	7'-11"	---	---	---	---
	24		9'-3" f	8'-9"	7'-9"	---	---	---	---	---	---	---	---	---
162S125-27	12	33	14'-9"	11'-8"	10'-2"	12'-10"	10'-2"	8'-7"	11'-8"	9'-1"	7'-6"	8'-6"	---	---
	16		13'-4"	10'-7"	9'-1"	11'-8"	9'-1"	7'-6"	10'-7"	7'-11"	---	---	---	---
	24		11'-8"	9'-1"	---	10'-2"	---	---	9'-1"	---	---	---	---	---
162S125-30	12	33	14'-11"	11'-10"	10'-4"	13'-1"	10'-4"	8'-11"	11'-10"	9'-4"	7'-11"	9'-10"	7'-11"	---
	16		13'-7"	10'-9"	9'-4"	11'-10"	9'-4"	7'-11"	10'-9"	8'-3"	---	8'-6"	---	---
	24		11'-10"	9'-4"	7'-11"	10'-4"	7'-11"	---	9'-4"	---	---	---	---	---
250S125-18	12	33	16'-4" f	14'-2"	12'-9"	13'-4" f	12'-4"	11'-2"	11'-7" f	11'-3"	10'-2"	---	---	---
	16		14'-2" f	12'-10"	11'-7"	11'-7" f	11'-3"	10'-2"	10'-0" f	10'-0" f	9'-0"	---	---	---
	24		11'-7" f	11'-3"	10'-2"	9'-5" f	9'-5" f	8'-6"	8'-2" f	8'-2" f	---	---	---	---
250S125-27	12	33	18'-7"	15'-4"	13'-9"	16'-3"	13'-5"	11'-12"	14'-9"	12'-2"	10'-11"	10'-6"	10'-6" f	9'-4"
	16		16'-10"	13'-11"	12'-5"	14'-9"	12'-2"	10'-11"	13'-5"	11'-1"	9'-11"	9'-1"	9'-1" f	8'-1"
	24		14'-9"	12'-2"	10'-11"	12'-11"	10'-8"	9'-4"	11'-3" f	9'-8"	8'-1"	---	---	---
250S125-30	12	33	18'-5"	15'-10"	14'-1"	16'-1"	13'-10"	12'-4"	14'-7"	12'-7"	11'-2"	11'-0"	11'-0" f	9'-9"
	16		16'-9"	14'-5"	12'-10"	14'-7"	12'-7"	11'-2"	13'-3"	11'-5"	10'-2"	9'-6"	9'-6" f	8'-8"
	24		14'-7"	12'-7"	11'-2"	12'-9"	11'-0"	9'-9"	11'-7"	10'-0"	8'-8"	7'-9"	7'-9" f	---
250S125-33	12	33	19'-8"	15'-8"	13'-8"	17'-3"	13'-8"	11'-11"	15'-8"	12'-5"	10'-10"	11'-5"	10'-10"	9'-5"
	16		17'-11"	14'-3"	12'-5"	15'-8"	12'-5"	10'-10"	14'-3"	11'-3"	9'-10"	9'-11"	9'-10"	8'-4"
	24		15'-8"	12'-5"	10'-10"	13'-8"	10'-10"	9'-5"	12'-4" f	9'-10"	8'-4"	8'-1"	8'-1" f	---
350S125-18	12	33	18'-3" f	16'-4"	14'-4"	14'-11" f	14'-4"	12'-6"	12'-11" f	12'-11" f	11'-4"	8'-5"	8'-5" f	8'-5" f
	16		15'-10" f	14'-10"	13'-0"	12'-11" f	11'-4" f	11'-4"	11'-2" f	11'-2" f	10'-3"	---	---	---
	24		12'-11" f	12'-11" f	11'-4"	10'-7" f	10'-7" f	9'-11"	9'-2" f	9'-2" f	9'-0"	---	---	---
350S125-27	12	33	22'-6"	17'-11"	15'-7"	19'-8"	15'-7"	13'-8"	17'-11"	14'-2"	12'-4"	12'-0"	12'-0" f	10'-8"
	16		20'-6"	16'-3"	14'-2"	17'-11"	14'-2"	12'-4"	15'-10" f	12'-11"	11'-2"	10'-5"	10'-5" f	---
	24		17'-11"	14'-2"	12'-4"	14'-11" f	12'-4"	10'-8"	12'-11" f	11'-2"	---	---	---	---
350S125-30	12	33	22'-6"	17'-11"	15'-8"	19'-8"	15'-8"	13'-8"	17'-11"	14'-2"	12'-4"	12'-10"	12'-4"	10'-7"
	16		20'-6"	16'-3"	14'-2"	17'-11"	14'-2"	12'-4"	16'-3"	12'-11"	11'-1"	11'-1"	11'-1" f	---
	24		17'-11"	14'-2"	12'-4"	15'-8"	12'-4"	10'-7"	13'-9" f	11'-1"	---	---	---	---
350S125-33	12	33	23'-0"	18'-3"	15'-11"	20'-1"	15'-11"	13'-11"	18'-3"	14'-6"	12'-8"	13'-3"	12'-8"	10'-10"
	16		20'-11"	16'-7"	14'-6"	18'-3"	14'-6"	12'-8"	16'-7"	13'-2"	11'-4"	11'-6"	11'-4"	9'-8"
	24		18'-3"	14'-6"	12'-8"	15'-11"	12'-8"	10'-10"	14'-4" f	11'-4"	9'-8"	---	---	---
362S125-18	12	33	18'-8" f	16'-8"	14'-7"	15'-3" f	14'-7"	12'-9"	13'-2" f	13'-2" f	11'-6"	8'-8"	8'-8" f	8'-8" f
	16		16'-2" f	15'-2"	13'-3"	13'-2" f	13'-2" f	11'-6"	11'-5" f	11'-5" f	10'-4"	---	---	---
	24		13'-2" f	13'-2" f	11'-6"	10'-9" f	10'-9" f	9'-11"	9'-4" f	9'-4" f	8'-11"	---	---	---
362S125-27	12	33	22'-10"	18'-2"	15'-10"	19'-11"	15'-10"	13'-10"	18'-2"	14'-5"	12'-6"	12'-0"	12'-0" f	10'-7"
	16		20'-9"	16'-6"	14'-5"	18'-2"	14'-5"	12'-6"	15'-9" f	13'-1"	12'-2"	10'-5"	10'-5" f	---
	24		18'-2"	14'-5"	12'-6"	14'-11" f	12'-6"	10'-7"	12'-11" f	11'-1"	---	---	---	---
362S125-30	12	33	22'-10"	18'-3"	16'-4"	19'-11"	16'-0"	14'-3"	18'-1"	14'-6"	12'-11"	12'-8"	12'-8" f	10'-11"
	16		20'-8"	16'-7"	14'-10"	18'-1"	14'-6"	12'-11"	16'-5"	13'-2"	11'-6"	11'-0"	11'-0" f	---
	24		18'-1"	14'-6"	12'-11"	15'-9" f	12'-8"	10'-11"	13'-8" f	11'-4"	---	---	---	---
362S125-33	12	33	24'-2"	19'-2"	16'-9"	21'-1"	16'-9"	14'-8"	19'-2"	15'-3"	13'-4"	13'-5"	13'-4"	11'-4"
	16		21'-11"	17'-5"	15'-3"	19'-2"	15'-3"	13'-4"	17'-5"	13'-10"	11'-11"	11'-8"	11'-8" f	10'-1"
	24		19'-2"	15'-3"	13'-4"	16'-8" f	13'-4"	11'-4"	14'-5" f	11'-11"	10'-1"	---	---	---

See Interior Nonstructural Composite Table Notes

# Limiting Wall Heights - Composite

Interior Nonstructural Composite														
Stud Member	Spacing (in, o.c.)	F <sub>y</sub> , ksi	5 psf			7.5 psf			10 psf			15 psf		
			L/120	L/240	L/360	L/120	L/240	L/360	L/120	L/240	L/360	L/120	L/240	L/360
400S125-18	12	33	19'-3" f	17'-6"	15'-4"	15'-9" f	15'-4"	13'-4"	13'-8" f	13'-8" f	12'-2"	8'-11"	8'-11" f	8'-11" f
	16		16'-8" f	15'-11"	13'-11"	13'-8" f	13'-8" f	12'-2"	11'-10" f	11'-10" f	11'-0"	7'-9"	7'-9" f	7'-9" f
	24		13'-8" f	13'-8" f	12'-2"	11'-2" f	11'-2" f	10'-7"	9'-8" f	9'-8" f	9'-7"	---	---	---
400S125-27	12	33	24'-6"	19'-5"	17'-0"	21'-5"	17'-0"	14'-10"	18'-8" f	15'-5"	13'-6"	12'-3"	12'-3" f	11'-8"
	16		22'-3"	17'-8"	15'-5"	18'-8" f	15'-5"	13'-6"	16'-2" f	14'-0"	12'-2"	10'-8"	10'-8" f	10'-6"
	24		18'-8" f	15'-5"	13'-6"	15'-3" f	13'-6"	11'-8"	13'-3" f	12'-2"	10'-6"	---	---	---
400S125-30	12	33	24'-6"	19'-5"	17'-0"	21'-5"	17'-0"	14'-10"	19'-5"	15'-5"	13'-6"	13'-2"	13'-2"	11'-7"
	16		22'-3"	17'-8"	15'-5"	19'-5"	15'-5"	13'-6"	17'-5"	14'-0"	12'-2"	11'-5"	11'-5"	10'-4"
	24		19'-5"	15'-5"	13'-6"	16'-5"	13'-6"	11'-7"	14'-2"	12'-2"	10'-4"	---	---	---
400S125-33	12	33	25'-3"	20'-1"	17'-6"	22'-1"	17'-6"	20'-1"	20'-1"	15'-11"	13'-11"	13'-11"	13'-11"	12'-0"
	16		22'-11"	18'-3"	15'-11"	20'-1"	15'-11"	18'-3"	18'-3"	14'-5"	12'-7"	12'-1"	12'-1"	10'-9"
	24		20'-1"	15'-11"	13'-11"	17'-3"	13'-11"	15'-0"	15'-0"	12'-7"	10'-9"	9'-10"	9'-10"	---
550S125-18	12	33	21'-11"	21'-11"	21'-10"	17'-10"	17'-10"	17'-0"	15'-6"	15'-6"	15'-6"	---	---	---
	16		14'-6"	19'-0"	17'-9"	15'-6"	15'-6"	15'-6"	13'-5"	13'-5"	13'-5"	---	---	---
	24		11'-10"	15'-6"	15'-6"	12'-8"	12'-8"	12'-8"	---	---	---	---	---	---
550S125-27	12	33	30'-4"	24'-8"	21'-10"	26'-9"	21'-10"	19'-4"	23'-2"	20'-0"	17'-8"	---	---	---
	16		27'-11"	22'-8"	20'-0"	23'-2"	20'-0"	17'-8"	20'-1"	18'-4"	16'-0"	---	---	---
	24		23'-2"	20'-0"	17'-8"	18'-11"	17'-8"	15'-5"	16'-5"	16'-0"	---	---	---	---
550S125-30	12	33	30'-5"	24'-10"	22'-0"	27'-0"	22'-0"	19'-5"	24'-10"	20'-2"	17'-10"	16'-4"	16'-4"	15'-7"
	16		28'-0"	22'-9"	20'-2"	24'-10"	20'-2"	17'-10"	21'-7"	18'-6"	16'-2"	---	---	---
	24		24'-10"	20'-2"	17'-10"	20'-4"	17'-10"	15'-7"	17'-7"	16'-2"	---	---	---	---
600S125-18	12	33	23'-2"	22'-9"	19'-11"	18'-11"	18'-11"	17'-5"	16'-4"	16'-4"	15'-10"	---	---	---
	16		20'-1"	20'-1"	18'-1"	16'-4"	16'-4"	15'-10"	14'-2"	14'-2"	14'-2"	---	---	---
	24		16'-4"	16'-4"	15'-10"	13'-4"	13'-4"	13'-4"	---	---	---	---	---	---
600S125-27	12	33	32'-5"	26'-9"	23'-5"	26'-5"	23'-5"	20'-5"	22'-11"	21'-3"	16'-10"	---	---	---
	16		28'-1"	24'-4"	21'-3"	22'-11"	21'-3"	18'-7"	19'-10"	19'-4"	14'-7"	---	---	---
	24		22'-11"	21'-3"	18'-7"	18'-8"	18'-7"	16'-1"	16'-2"	16'-2"	---	---	---	---
600S125-30	12	33	34'-2"	27'-1"	23'-8"	28'-11"	23'-8"	20'-8"	25'-0"	21'-6"	18'-9"	16'-5"	16'-5"	16'-5"
	16		30'-8"	24'-7"	21'-6"	25'-0"	21'-6"	18'-9"	21'-8"	19'-6"	17'-1"	---	---	---
	24		25'-0"	21'-6"	18'-9"	20'-5"	18'-9"	16'-5"	17'-8"	17'-1"	---	---	---	---
600S125-33	12	33	35'-4"	28'-1"	24'-6"	30'-10"	24'-6"	21'-5"	27'-10"	22'-3"	19'-5"	18'-4"	18'-4"	16'-11"
	16		32'-1"	25'-6"	22'-3"	27'-10"	22'-3"	19'-5"	24'-1"	20'-3"	17'-8"	15'-10"	15'-10"	---
	24		27'-10"	22'-3"	19'-5"	22'-9"	19'-5"	16'-11"	19'-8"	17'-8"	---	---	---	---

See Interior Nonstructural Composite Table Notes

## Wall Height Table Notes

1. Lateral loads have not been modified for strength checks: full loads are applied.
2. Calculated properties are based on AISI S100-12, "North American Specification for Cold-Formed Steel Structural Members."
3. For 15 psf or higher wind pressure, read the note below.

IBC 2012/ASCE 7-10: Due to the change in the model building codes, design wind pressures determined using IBC 2012/ASCE 7-10 are strength level loads (LRFD) in comparison to those determined in earlier IBC codes which were service level loads (ASD). The load/span tables that follow are based on service level (ASD) wind loads. Therefore, to properly use the load/span tables in this catalog, multiply the IBC 2012/ASCE 7-10 design wind pressures by 0.6 (Reference section 2.4 ASCE 7-10) prior to entering the load/span tables.

- Example:

  - \* ASCE 7-10 Calculated Design Wind Pressure = 25 psf (Strength level loads, LRFD)
  - \* Convert to service level loads (ASD) = 25 psf x 0.6 = 15 psf
  - \* Use 15 psf as the Pressure Value used in this Table to determine the member span

Any Other Building Code: The load/span tables that follow are based on service level (ASD) wind loads. If the wind load being used meets this criterion, it does not need to be modified prior to using the tables.
3. 15 psf and higher wind pressures have been multiplied by 0.7 for deflection determination, in accordance with footnote "f" of IBC Table 1604.3. The 5 psf live load has not been reduced for deflection checks.
4. Limiting heights are based on continuous support of each flange over the full length of the stud.
5. Limiting heights are based on steel properties alone (non-composite).
6. Web crippling checks are based on end-one flange loading condition using 1-inch end bearing.
7. End shear and web crippling capacity have not been reduced for punchouts. Punchouts are assumed to be at least 10-inches from the end of members, in accordance with ASTM C955, Section 4.6.
8. Where limiting heights are followed by "e", web stiffeners are required.

# Limiting Wall Heights - Curtain Wall /Single Span



Stud Member	Spacing, in, oc	Fy, ksi	15 psf			20 psf			25 psf			30 psf			35 psf			40 psf		
			L/240	L/360	L/600	L/240	L/360	L/600	L/240	L/360	L/600	L/240	L/360	L/600	L/240	L/360	L/600	L/240	L/360	L/600
250S137-33	12	33	10' 10"	9' 5"	8' 0"	9' 10"	8' 7"	7' 3"	9' 1"	8' 0"	6' 9"	8' 4"	7' 6"	6' 4"	7' 8"	7' 2"	6' 0"	7' 2"	6' 10"	5' 9"
250S137-33	16	33	9' 10"	8' 7"	7' 3"	8' 10"	7' 10"	6' 7"	7' 10"	7' 3"	6' 1"	7' 2"	6' 10"	5' 9"	6' 8"	6' 6"	5' 6"	6' 3"	6' 2"	5' 3"
250S137-33	24	33	8' 4"	7' 6"	6' 4"	7' 2"	6' 10"	5' 9"	6' 5"	6' 4"	5' 4"	5' 10"	5' 10"	5' 0"	5' 5"	5' 5"	4' 9"	5' 1"	5' 1"	4' 7"
250S137-43	12	33	11' 9"	10' 3"	8' 8"	10' 8"	9' 4"	7' 10"	9' 11"	8' 8"	7' 4"	9' 4"	8' 2"	6' 11"	8' 10"	7' 9"	6' 6"	8' 6"	7' 5"	6' 3"
250S137-43	16	33	10' 8"	9' 4"	7' 10"	9' 9"	8' 6"	7' 2"	9' 0"	7' 10"	6' 8"	8' 6"	7' 5"	6' 3"	8' 1"	7' 0"	5' 11"	7' 6"	6' 9"	5' 8"
250S137-43	24	33	9' 4"	8' 2"	6' 11"	8' 6"	7' 5"	6' 3"	7' 9"	6' 11"	5' 10"	7' 1"	6' 6"	5' 6"	6' 7"	6' 2"	5' 2"	6' 2"	5' 11"	5' 0"
250S137-54	12	33	12' 7"	11' 0"	9' 3"	11' 5"	10' 0"	8' 5"	10' 7"	9' 3"	7' 10"	10' 0"	8' 9"	7' 4"	9' 6"	8' 3"	7' 0"	9' 1"	7' 11"	6' 8"
250S137-54	16	33	11' 5"	10' 0"	8' 5"	10' 5"	9' 1"	7' 8"	9' 8"	8' 5"	7' 1"	9' 1"	7' 11"	6' 8"	8' 7"	7' 6"	6' 4"	8' 3"	7' 2"	6' 1"
250S137-54	24	33	10' 0"	8' 9"	7' 4"	9' 1"	7' 11"	6' 8"	8' 5"	7' 4"	6' 2"	7' 11"	6' 11"	5' 10"	7' 5"	6' 7"	5' 7"	6' 11"	6' 3"	5' 4"
250S137-54	12	50	12' 7"	11' 0"	9' 3"	11' 5"	10' 0"	8' 5"	10' 7"	9' 3"	7' 10"	10' 0"	8' 9"	7' 4"	9' 6"	8' 3"	7' 0"	9' 1"	7' 11"	6' 8"
250S137-54	16	50	11' 5"	10' 0"	8' 5"	10' 5"	9' 1"	7' 8"	9' 8"	8' 5"	7' 1"	9' 1"	7' 11"	6' 8"	8' 7"	7' 6"	6' 4"	8' 3"	7' 2"	6' 1"
250S137-54	24	50	10' 0"	8' 9"	7' 4"	9' 1"	7' 11"	6' 8"	8' 5"	7' 4"	6' 2"	7' 11"	6' 11"	5' 10"	7' 6"	6' 7"	5' 7"	7' 2"	6' 3"	5' 4"
250S137-68	12	33	13' 5"	11' 9"	9' 11"	12' 2"	10' 8"	9' 0"	11' 4"	9' 11"	8' 4"	10' 8"	9' 4"	7' 10"	10' 1"	8' 10"	7' 5"	9' 8"	8' 5"	7' 1"
250S137-68	16	33	12' 2"	10' 8"	9' 0"	11' 1"	9' 8"	8' 2"	10' 3"	9' 0"	7' 7"	9' 8"	8' 5"	7' 1"	9' 2"	8' 0"	6' 9"	8' 9"	7' 8"	6' 6"
250S137-68	24	33	10' 8"	9' 4"	7' 10"	9' 8"	8' 5"	7' 1"	9' 0"	7' 10"	6' 7"	8' 5"	7' 5"	6' 3"	8' 0"	7' 0"	5' 11"	7' 8"	6' 8"	5' 8"
250S137-68	12	50	13' 5"	11' 9"	9' 11"	12' 2"	10' 8"	9' 0"	11' 4"	9' 11"	8' 4"	10' 8"	9' 4"	7' 10"	10' 1"	8' 10"	7' 5"	9' 8"	8' 5"	7' 1"
250S137-68	16	50	12' 2"	10' 8"	9' 0"	11' 1"	9' 8"	8' 2"	10' 3"	9' 0"	7' 7"	9' 8"	8' 5"	7' 1"	9' 2"	8' 0"	6' 9"	8' 9"	7' 8"	6' 6"
250S137-68	24	50	10' 8"	9' 4"	7' 10"	9' 8"	8' 5"	7' 1"	9' 0"	7' 10"	6' 7"	8' 5"	7' 5"	6' 3"	8' 0"	7' 0"	5' 11"	7' 8"	6' 8"	5' 8"
250S162-33	12	33	11' 4"	9' 11"	8' 5"	10' 4"	9' 0"	7' 7"	9' 7"	8' 5"	7' 1"	8' 11"	7' 11"	6' 8"	8' 3"	7' 6"	6' 4"	7' 8"	7' 2"	6' 0"
250S162-33	16	33	10' 4"	9' 0"	7' 7"	9' 5"	8' 2"	6' 11"	8' 5"	7' 7"	6' 5"	7' 8"	7' 2"	6' 0"	7' 2"	6' 10"	5' 9"	6' 8"	6' 6"	5' 6"
250S162-33	24	33	8' 11"	7' 11"	6' 8"	7' 8"	7' 2"	6' 0"	6' 11"	6' 8"	5' 7"	6' 3"	6' 3"	5' 3"	5' 10"	5' 10"	5' 0"	5' 5"	5' 5"	4' 10"
250S162-43	12	33	12' 4"	10' 10"	9' 1"	11' 3"	9' 10"	8' 3"	10' 5"	9' 1"	7' 8"	9' 10"	8' 7"	7' 3"	9' 4"	8' 2"	6' 10"	8' 11"	7' 9"	6' 7"
250S162-43	16	33	11' 3"	9' 10"	8' 3"	10' 2"	8' 11"	7' 6"	9' 6"	8' 3"	7' 0"	8' 11"	7' 9"	6' 7"	8' 6"	7' 5"	6' 3"	8' 1"	7' 1"	6' 0"
250S162-43	24	33	9' 10"	8' 7"	7' 3"	8' 11"	7' 9"	6' 7"	8' 3"	7' 3"	6' 1"	7' 7"	6' 10"	5' 9"	7' 7"	6' 6"	5' 5"	6' 7"	6' 2"	5' 3"
250S162-54	12	33	13' 3"	11' 7"	9' 9"	12' 0"	10' 6"	8' 10"	11' 2"	9' 9"	8' 3"	10' 6"	9' 2"	7' 9"	10' 0"	8' 8"	7' 4"	9' 6"	8' 4"	7' 0"
250S162-54	16	33	12' 0"	10' 6"	8' 10"	10' 11"	9' 6"	8' 0"	10' 2"	8' 10"	7' 6"	9' 6"	8' 4"	7' 0"	9' 1"	7' 11"	6' 8"	8' 8"	7' 7"	6' 5"
250S162-54	24	33	10' 6"	9' 2"	7' 9"	9' 6"	8' 4"	7' 0"	8' 10"	7' 9"	6' 6"	8' 4"	7' 3"	6' 2"	7' 11"	6' 11"	5' 10"	7' 7"	6' 7"	5' 7"
250S162-54	12	50	13' 3"	11' 7"	9' 9"	12' 0"	10' 6"	8' 10"	11' 2"	9' 9"	8' 3"	10' 6"	9' 2"	7' 9"	10' 0"	8' 8"	7' 4"	9' 6"	8' 4"	7' 0"
250S162-54	16	50	12' 0"	10' 6"	8' 10"	10' 11"	9' 6"	8' 0"	10' 2"	8' 10"	7' 6"	9' 6"	8' 4"	7' 0"	9' 1"	7' 11"	6' 8"	8' 8"	7' 7"	6' 5"
250S162-54	24	50	10' 6"	9' 2"	7' 9"	9' 6"	8' 4"	7' 0"	8' 10"	7' 9"	6' 6"	8' 4"	7' 3"	6' 2"	7' 11"	6' 11"	5' 10"	7' 7"	6' 7"	5' 7"
250S162-68	12	33	14' 1"	12' 4"	10' 5"	12' 10"	11' 2"	9' 5"	11' 11"	10' 5"	8' 9"	11' 2"	9' 9"	8' 3"	10' 8"	9' 4"	7' 10"	10' 2"	8' 11"	7' 6"
250S162-68	16	33	12' 10"	11' 2"	9' 5"	11' 8"	10' 2"	8' 7"	10' 10"	9' 5"	8' 0"	10' 2"	8' 11"	7' 6"	9' 8"	8' 5"	7' 1"	9' 3"	8' 1"	6' 10"
250S162-68	24	33	11' 2"	9' 9"	8' 3"	10' 2"	8' 11"	7' 6"	9' 5"	8' 3"	7' 0"	8' 11"	7' 9"	6' 7"	8' 5"	7' 5"	6' 3"	8' 1"	7' 1"	5' 11"
250S162-68	12	50	14' 1"	12' 4"	10' 5"	12' 10"	11' 2"	9' 5"	11' 11"	10' 5"	8' 9"	11' 2"	9' 9"	8' 3"	10' 8"	9' 4"	7' 10"	10' 2"	8' 11"	7' 6"
250S162-68	16	50	12' 10"	11' 2"	9' 5"	11' 8"	10' 2"	8' 7"	10' 10"	9' 5"	8' 0"	10' 2"	8' 11"	7' 6"	9' 8"	8' 5"	7' 1"	9' 3"	8' 1"	6' 10"
250S162-68	24	50	11' 2"	9' 9"	8' 3"	10' 2"	8' 11"	7' 6"	9' 5"	8' 3"	7' 0"	8' 11"	7' 9"	6' 7"	8' 5"	7' 5"	6' 3"	8' 1"	7' 1"	5' 11"
350S162-33	16	33	13' 0"	11' 8"	9' 10"	11' 3"	10' 7"	8' 11"	10' 1"	9' 10"	8' 4"	9' 2"	8' 2"	7' 10"	8' 6"	8' 6"	7' 5"	8' 0"	8' 0"	7' 1"
350S162-33	24	33	10' 8"	10' 2"	8' 7"	9' 2"	8' 2"	7' 10"	8' 3"	8' 3"	7' 3"	7' 6"	7' 6"	6' 10"	7' 0"	7' 0"	6' 6"	6' 6"	6' 6"	6' 2"
350S162-43	12	33	16' 0"	14' 0"	11' 9"	14' 6"	12' 8"	10' 8"	13' 6"	11' 9"	9' 11"	12' 6"	11' 1"	9' 4"	11' 7"	10' 6"	8' 11"	10' 10"	10' 1"	8' 6"
350S162-43	16	33	14' 6"	12' 8"	10' 8"	13' 2"	11' 6"	9' 9"	11' 10"	10' 8"	9' 0"	10' 10"	10' 1"	8' 6"	10' 0"	9' 7"	8' 1"	9' 5"	9' 2"	7' 9"
350S162-43	24	33	12' 6"	11' 1"	9' 4"	10' 10"	10' 1"	8' 6"	9' 8"	9' 4"	7' 11"	8' 10"	8' 10"	7' 5"	8' 2"	8' 2"	7' 1"	7' 8"	7' 8"	6' 9"
350S162-54	12	33	17' 2"	15' 0"	12' 7"	15' 7"	13' 7"	11' 6"	14' 5"	12' 7"	10' 8"	13' 7"	11' 10"	10' 0"	12' 11"	11' 3"	9' 6"	12' 2"	10' 9"	9' 1"
350S162-54	16	33	15' 7"	13' 7"	11' 6"	14' 2"	12' 4"	10' 5"	13' 1"	11' 6"	9' 8"	12' 4"	10' 9"	9' 1"	11' 9"	10' 3"	8' 8"	11' 3"	9' 10"	8' 3"
350S162-54	24	33	13' 7"	11' 10"	10' 0"	12' 4"	10' 9"	9' 1"	11' 6"	10' 0"	8' 5"	10' 9"	9' 5"	7' 11"	10' 3"	8' 11"	7' 7"	9' 10"	8' 7"	7' 3"
350S162-68	12	33	18' 4"	16' 0"	13' 6"	16' 8"	14' 6"	12' 3"	15' 5"	13' 6"	11' 5"	14' 6"	12' 8"	10' 9"	13' 10"	12' 1"	10' 2"	13' 3"	11' 6"	9' 9"
350S162-68	16	33	16' 8"	14' 6"	12' 3"	15' 1"	13' 3"	11' 2"	14' 0"	12' 3"	10' 4"	13' 3"	11' 6"	9' 9"	12' 7"	11' 0"	9' 3"	12' 0"	10' 6"	8' 10"
350S162-68	24	33	14' 6"	12' 8"	10' 9"	13' 3"	11' 6"	9' 9"	12' 3"	10' 9"	9' 0"	11' 6"	10' 1"	8' 6"	10' 11"	9' 7"	8' 1"	10' 3"	9' 2"	7' 9"
350S162-68	12	50	18' 4"	16' 0"	13' 6"	16' 8"	14' 6"	12' 3"	15' 5"	13' 6"	11' 5"	14' 6"	12' 8"	10' 9"	13' 10"	12' 1"	10' 2"	13' 3"	11' 6"	9' 9"
350S162-68	16	50	16' 8"	14' 6"	12' 3"	15' 1"	13' 3"	11' 2"	14' 0"	12' 3"	10' 4"	13' 3"	11' 6"	9' 9"	12' 7"	11' 0"	9' 3"	12' 0"	10' 6"	8' 10"
350S162-68	24	50	14' 6"	12' 8"	10' 9"	13' 3"	11' 6"	9' 9"	12' 3"	10' 9"	9' 0"	11' 6"	10' 1"	8' 6"	10' 11"	9' 7"	8' 1"	10' 3"	9' 2"	7' 9"
350S162-97	12	33	20' 2"	17' 8"	14' 11"	18' 4"	16' 0"	13' 6"	17' 0"	14' 11"	12' 7"	16' 0"	14' 0"	11' 10"	15' 3"	13' 4"	11' 3"	14' 7"	12' 9"	10' 9"
350S162-97	16	33	18' 4"	16' 0"	13' 6"	16' 8"	14' 7"	12' 3"	15' 6"	13' 6"	11' 5"	14' 7"	12' 9"	10' 9"	13' 10"	12' 1"	10' 2"	13' 3"	11' 7"	9' 9"
350S162-97	24	33	16' 0"	14' 0"	11' 10"	14' 7"	12' 9"	10' 9"	13' 6"	11' 10"	10' 0"	12' 9"	11' 1"	9' 5"	11' 11"	10' 7"	8' 11"	11' 2"	10' 1"	8' 6"
350S162-97	12	50	20' 2"	17' 8"	14' 11"	18' 4"	16' 0"	13' 6"	17' 0"	14' 11"	12' 7"	16' 0"	14' 0"	11' 10"	15' 3"	13' 4"	11' 3"	14' 7"	12' 9"	10' 9"
350S162-97	16	50	18' 4"	16' 0"	13' 6"	16' 8"	14' 7"	12' 3"	15' 6"	13' 6"	11' 5"	14' 7"	12' 9"	10' 9"	13' 10"	12' 1"	10' 2"	13' 3"	11' 7"	9' 9"
350S162-97	24	50	16' 0"	14' 0"	11' 10"	14' 7"	12' 9"	10' 9"	13' 6"	11' 10"	10' 0"	12' 9"	11' 1"	9' 5"	12' 1"	10' 7"	8' 11"	11' 7"	10' 1"	8' 6"
350S200-43	12	33	16' 11"	14' 9"	12' 5"	15' 4"	13' 5"	11' 4"	14' 3"	12' 5"	10' 6"	13' 5"	11' 9"	9' 11"	12' 6"	11' 1"	9' 5"	11' 9"	10' 8"	9' 0"
350S200-43	16	33	15' 4"	13' 5"	11' 4"	13' 11"	12' 2"	10' 3"	12' 10"	11' 4"	9' 6"	11' 9"	10' 8"	9' 0"	10' 10"	10' 1"	8' 6"	10' 2"	9' 8"	8' 2"</

# Limiting Wall Heights - Curtain Wall/Single Span

Stud Member	Spacing, in, oc	Fy, ksi	15 psf			20 psf			25 psf			30 psf			35 psf			40 psf		
			L/240	L/360	L/600	L/240	L/360	L/600	L/240	L/360	L/600	L/240	L/360	L/600	L/240	L/360	L/600	L/240	L/360	L/600
350S200-54	12	33	18' 1"	15' 10"	13' 4"	16' 5"	14' 4"	12' 1"	15' 3"	13' 4"	11' 3"	14' 4"	12' 7"	10' 7"	13' 8"	11' 11"	10' 1"	13' 1"	11' 5"	9' 7"
350S200-54	16	33	16' 5"	14' 4"	12' 1"	14' 11"	13' 1"	11' 0"	13' 10"	12' 1"	10' 3"	13' 1"	11' 5"	9' 7"	12' 5"	10' 10"	9' 2"	11' 7"	10' 4"	8' 9"
350S200-54	24	33	14' 4"	12' 7"	10' 7"	13' 1"	11' 5"	9' 7"	12' 0"	10' 7"	8' 11"	10' 11"	10' 0"	8' 5"	10' 1"	9' 6"	8' 0"	9' 5"	9' 1"	7' 8"
350S200-54	12	50	18' 1"	15' 10"	13' 4"	16' 5"	14' 4"	12' 1"	15' 3"	13' 4"	11' 3"	14' 4"	12' 7"	10' 7"	13' 8"	11' 11"	10' 1"	13' 1"	11' 5"	9' 7"
350S200-54	16	50	16' 5"	14' 4"	12' 1"	14' 11"	13' 1"	11' 0"	13' 10"	12' 1"	10' 3"	13' 1"	11' 5"	9' 7"	12' 5"	10' 10"	9' 2"	11' 10"	10' 4"	8' 9"
350S200-54	24	50	14' 4"	12' 7"	10' 7"	13' 1"	11' 5"	9' 7"	12' 1"	10' 7"	8' 11"	11' 5"	10' 0"	8' 5"	10' 10"	9' 6"	8' 0"	10' 4"	9' 1"	7' 8"
350S200-68	12	33	19' 5"	16' 11"	14' 3"	17' 7"	15' 5"	13' 0"	16' 4"	14' 3"	12' 1"	15' 5"	13' 5"	11' 4"	14' 7"	12' 9"	10' 9"	14' 0"	12' 3"	10' 4"
350S200-68	16	33	17' 7"	15' 5"	13' 0"	16' 0"	14' 0"	11' 9"	14' 10"	13' 0"	10' 11"	14' 0"	12' 3"	10' 4"	13' 3"	11' 7"	9' 9"	12' 8"	11' 1"	9' 4"
350S200-68	24	50	15' 5"	13' 5"	11' 4"	14' 0"	12' 3"	10' 4"	13' 0"	11' 4"	9' 7"	12' 3"	10' 8"	9' 0"	11' 7"	10' 2"	8' 7"	11' 1"	9' 8"	8' 2"
350S200-97	12	33	21' 5"	18' 9"	15' 10"	19' 6"	17' 0"	14' 4"	18' 1"	15' 10"	13' 4"	17' 0"	14' 10"	12' 6"	16' 2"	14' 1"	11' 11"	15' 5"	13' 6"	11' 5"
350S200-97	16	33	19' 6"	17' 0"	14' 4"	17' 8"	15' 5"	13' 0"	16' 5"	14' 4"	12' 1"	15' 5"	13' 6"	11' 5"	14' 8"	12' 10"	10' 10"	14' 1"	12' 3"	10' 4"
350S200-97	24	33	17' 0"	14' 10"	12' 6"	15' 5"	13' 6"	11' 5"	14' 4"	12' 6"	10' 7"	13' 6"	11' 10"	9' 11"	12' 10"	11' 2"	9' 5"	12' 2"	10' 9"	9' 0"
350S200-97	12	50	21' 5"	18' 9"	15' 10"	19' 6"	17' 0"	14' 4"	18' 1"	15' 10"	13' 4"	17' 0"	14' 10"	12' 6"	16' 2"	14' 1"	11' 11"	15' 5"	13' 6"	11' 5"
350S200-97	16	50	19' 6"	17' 0"	14' 4"	17' 8"	15' 5"	13' 0"	16' 5"	14' 4"	12' 1"	15' 5"	13' 6"	11' 5"	14' 8"	12' 10"	10' 10"	14' 1"	12' 3"	10' 4"
350S200-97	24	50	17' 0"	14' 10"	12' 6"	15' 5"	13' 6"	11' 5"	14' 4"	12' 6"	10' 7"	13' 6"	11' 10"	9' 11"	12' 10"	11' 2"	9' 5"	12' 2"	10' 9"	9' 0"
362S137-33	12	33	14' 3"	12' 7"	10' 7"	12' 4"	11' 5"	9' 8"	11' 1"	10' 7"	8' 11"	10' 1"	10' 0"	8' 5"	9' 4"	9' 4"	8' 0"	8' 9"	8' 9"	7' 8"
362S137-33	16	33	12' 4"	11' 5"	9' 8"	10' 9"	10' 5"	8' 9"	9' 7"	9' 7"	8' 2"	8' 9"	8' 9"	7' 8"	8' 1"	8' 1"	7' 3"	7' 7"	7' 7"	6' 11"
362S137-33	24	33	10' 1"	10' 0"	8' 5"	8' 9"	e 8' 9"	7' 8"	7' 10"	e 7' 10"	7' 1"	7' 2"	e 7' 2"	e 6' 8"	6' 7"	e 6' 7"	e 6' 4"	6' 2"	e 6' 2"	6' 1"
362S137-43	12	33	15' 8"	13' 8"	11' 7"	14' 3"	12' 5"	10' 6"	13' 0"	11' 7"	9' 9"	11' 10"	10' 10"	9' 2"	11' 0"	10' 4"	8' 8"	10' 3"	9' 10"	8' 4"
362S137-43	16	33	14' 3"	12' 5"	10' 6"	12' 7"	11' 4"	9' 6"	11' 3"	10' 6"	8' 10"	10' 3"	9' 10"	8' 4"	9' 6"	9' 5"	7' 11"	8' 11"	8' 11"	7' 7"
362S137-43	24	33	11' 10"	10' 10"	9' 2"	10' 3"	9' 10"	8' 4"	9' 2"	9' 2"	7' 9"	8' 5"	8' 5"	7' 3"	7' 9"	7' 9"	6' 11"	7' 3"	e 7' 3"	e 6' 7"
362S137-54	12	33	16' 9"	14' 8"	12' 4"	15' 3"	13' 4"	11' 3"	14' 2"	12' 4"	10' 5"	13' 3"	11' 8"	9' 10"	12' 4"	11' 1"	9' 4"	11' 6"	10' 7"	8' 11"
362S137-54	16	33	15' 3"	13' 4"	11' 3"	13' 10"	12' 1"	10' 2"	12' 7"	11' 3"	9' 6"	11' 6"	10' 7"	8' 11"	10' 8"	10' 0"	8' 6"	10' 0"	9' 7"	8' 1"
362S137-54	24	33	13' 3"	11' 8"	9' 10"	11' 6"	10' 7"	8' 11"	10' 4"	9' 10"	8' 3"	9' 5"	9' 3"	7' 9"	8' 8"	8' 8"	7' 5"	8' 2"	8' 2"	7' 1"
362S137-54	12	50	16' 9"	14' 8"	12' 4"	15' 3"	13' 4"	11' 3"	14' 2"	12' 4"	10' 5"	13' 4"	11' 8"	9' 10"	12' 8"	11' 1"	9' 4"	12' 1"	10' 7"	8' 11"
362S137-54	16	50	15' 3"	13' 4"	11' 3"	13' 10"	12' 1"	10' 2"	12' 10"	11' 3"	9' 6"	12' 1"	10' 7"	8' 11"	11' 6"	10' 0"	8' 6"	11' 0"	9' 7"	8' 1"
362S137-54	24	50	13' 4"	11' 8"	9' 10"	12' 1"	10' 7"	8' 11"	11' 3"	9' 10"	8' 3"	10' 7"	9' 3"	7' 9"	10' 0"	8' 9"	7' 5"	9' 7"	8' 5"	7' 1"
362S137-68	12	33	17' 11"	15' 8"	13' 2"	16' 3"	14' 3"	12' 0"	15' 1"	13' 2"	11' 2"	14' 3"	12' 5"	10' 6"	13' 6"	11' 10"	9' 11"	12' 10"	11' 4"	9' 6"
362S137-68	16	33	16' 3"	14' 3"	12' 0"	14' 10"	12' 11"	10' 11"	13' 9"	12' 0"	10' 1"	12' 10"	11' 4"	9' 6"	11' 10"	10' 9"	9' 1"	11' 1"	10' 3"	8' 8"
362S137-68	24	33	14' 3"	12' 5"	10' 6"	12' 10"	11' 4"	9' 6"	11' 5"	10' 6"	8' 10"	10' 5"	9' 10"	8' 4"	9' 8"	9' 4"	7' 11"	9' 1"	9' 0"	7' 7"
362S137-68	12	50	17' 11"	15' 8"	13' 2"	16' 3"	14' 3"	12' 0"	15' 1"	13' 2"	11' 2"	14' 3"	12' 5"	10' 6"	13' 6"	11' 10"	9' 11"	12' 11"	11' 4"	9' 6"
362S137-68	16	50	16' 3"	14' 3"	12' 0"	14' 10"	12' 11"	10' 11"	13' 9"	12' 0"	10' 2"	12' 11"	11' 4"	9' 6"	12' 3"	10' 9"	9' 1"	11' 9"	10' 3"	8' 8"
362S137-68	24	50	14' 3"	12' 5"	10' 6"	12' 11"	11' 4"	9' 6"	12' 0"	10' 6"	8' 10"	11' 4"	9' 10"	8' 4"	10' 9"	9' 4"	7' 11"	10' 3"	9' 0"	7' 7"
362S162-33	12	33	15' 1"	13' 2"	11' 1"	13' 3"	12' 0"	10' 1"	11' 11"	11' 1"	9' 5"	10' 10"	10' 6"	8' 10"	10' 0"	9' 11"	8' 5"	9' 5"	9' 5"	8' 0"
362S162-33	16	33	13' 3"	12' 0"	10' 1"	11' 6"	10' 11"	9' 2"	10' 3"	e 10' 1"	8' 6"	9' 5"	e 9' 5"	8' 0"	8' 8"	e 8' 8"	7' 7"	8' 2"	e 8' 2"	7' 3"
362S162-33	24	33	10' 10"	10' 6"	8' 10"	9' 5"	e 9' 5"	8' 0"	8' 5"	e 8' 5"	7' 5"	7' 8"	e 7' 8"	7' 0"	7' 1"	e 7' 1"	6' 8"	6' 8"	e 6' 8"	6' 4"
362S162-43	12	33	16' 5"	14' 4"	12' 1"	14' 11"	13' 0"	11' 0"	13' 10"	12' 1"	10' 2"	12' 9"	11' 5"	9' 7"	11' 10"	10' 10"	9' 1"	11' 1"	10' 4"	8' 9"
362S162-43	16	33	14' 11"	13' 0"	11' 0"	13' 7"	11' 10"	10' 0"	12' 1"	11' 0"	9' 3"	11' 1"	10' 4"	8' 9"	10' 3"	9' 10"	8' 3"	9' 7"	9' 5"	7' 11"
362S162-43	24	33	12' 9"	11' 5"	9' 7"	11' 1"	10' 4"	8' 9"	9' 11"	9' 7"	8' 1"	9' 0"	9' 0"	7' 7"	8' 4"	8' 4"	7' 3"	7' 10"	e 7' 10"	e 6' 11"
362S162-54	12	33	17' 7"	15' 4"	13' 0"	16' 0"	14' 0"	11' 9"	14' 10"	13' 0"	10' 11"	14' 0"	12' 2"	10' 3"	13' 3"	11' 7"	9' 9"	12' 8"	11' 1"	9' 4"
362S162-54	16	33	16' 0"	14' 0"	11' 9"	14' 6"	12' 8"	10' 8"	13' 6"	11' 9"	9' 11"	12' 5"	11' 1"	9' 4"	11' 6"	10' 6"	8' 11"	10' 9"	10' 1"	8' 8"
362S162-54	24	33	14' 0"	12' 2"	10' 3"	12' 5"	11' 1"	9' 4"	11' 1"	10' 3"	8' 8"	10' 1"	9' 8"	8' 2"	9' 4"	9' 2"	7' 9"	8' 9"	8' 9"	7' 5"
362S162-54	12	50	17' 7"	15' 4"	13' 0"	16' 0"	14' 0"	11' 9"	14' 10"	13' 0"	10' 11"	14' 0"	12' 2"	10' 3"	13' 3"	11' 7"	9' 9"	12' 8"	11' 1"	9' 4"
362S162-54	16	50	16' 0"	14' 0"	11' 9"	14' 6"	12' 8"	10' 8"	13' 6"	11' 9"	9' 11"	12' 8"	11' 1"	9' 4"	12' 1"	10' 6"	8' 11"	11' 6"	10' 1"	8' 6"
362S162-54	24	50	14' 0"	12' 2"	10' 3"	12' 8"	11' 1"	9' 4"	11' 1"	10' 3"	8' 8"	11' 1"	9' 8"	8' 2"	10' 6"	9' 2"	7' 9"	10' 1"	8' 10"	7' 5"
362S162-68	12	33	18' 10"	16' 5"	13' 10"	17' 1"	14' 11"	12' 7"	15' 11"	13' 10"	11' 8"	14' 11"	13' 1"	11' 0"	14' 2"	12' 5"	10' 6"	13' 7"	11' 10"	10' 0"
362S162-68	16	33	17' 1"	14' 11"	12' 7"	15' 6"	13' 7"	11' 5"	14' 5"	12' 7"	10' 8"	13' 7"	11' 10"	10' 0"	12' 9"	11' 3"	9' 6"	11' 11"	10' 9"	9' 1"
362S162-68	24	33	14' 11"	13' 1"	11' 0"	13' 7"	11' 10"	10' 0"	12' 4"	11' 0"	9' 3"	11' 3"	10' 4"	8' 9"	10' 5"	9' 10"	8' 4"	9' 9"	9' 5"	7' 11"
362S162-68	12	50	18' 10"	16' 5"	13' 10"	17' 1"	14' 11"	12' 7"	15' 11"	13' 10"	11' 8"	14' 11"	13' 1"	11' 0"	14' 2"	12' 5"	10' 6"	13' 7"	11' 10"	10' 0"
362S162-68	16	50	17' 1"	14' 11"	12' 7"	15' 6"	13' 7"	11' 5"	14' 5"	12' 7"	10' 8"	13' 7"	11' 10"	10' 0"	12' 11"	11' 3"	9' 6"	12' 4"	10' 9"	9' 1"
362S162-68	24	50	14' 11"	13' 1"	11' 0"	13' 7"	11' 10"	10' 0"	12' 7"	11' 0"	9' 3"	11' 10"	10' 4"	8' 9"	11' 3"	9' 10"	8' 4"	10' 9"	9' 5"	7' 11"
362S162-97	12	33	20' 9"	18' 2"	15' 4"	18' 10"	16' 6"	13' 11"	17' 6"	15' 4"	12' 11"	16' 6"	14' 5"	12' 2"	15' 8"	13' 8"	11' 6"	15' 0"	13' 1"	11' 0"
362S162-97	16	33	18' 10"	16' 6"	13' 11"	17' 2"	15' 0"	12' 8"	15' 11"	13' 11"	11' 9"	15' 0"	13' 1"	11' 0"	14' 3"	12' 5"	10' 6"	13' 7"	11' 11"	10' 0"
362S162-97	24	33	16' 6"	14' 5"	12' 2"	15' 0"	13' 1"	11' 0"	13' 11"	12' 2"	10' 3"	13' 1"	11' 5"	9' 8"	12' 3"	10' 10"	9' 2"	11' 5"	10' 5"	8' 9"
362S162-97	12	50	20' 9"	18' 2"	15' 4"	18' 10"	16' 6"	13' 11"	17' 6"	15' 4"	12' 11"	16' 6"	14' 5"	12' 2"	15' 8"	13' 8"	11' 6"	15' 0"	13' 1"	11' 0"
362S162-97	16	50	18' 10"	16' 6"	13' 11"	17' 2"	15' 0"	12' 8"	15' 11"	13' 11"	11' 9"	15' 0"	13' 1"	11' 0"	14' 3"	12' 5"	10' 6"	13' 7"	11' 11"	10' 0"
362S162-97	24	50	16' 6"</																	

















# Limiting Wall Heights - Curtain Wall/Single Span



Stud Member	Spacing, in, oc	F <sub>y</sub> , ksi	15 psf			20 psf			25 psf			30 psf			35 psf			40 psf		
			L/240	L/360	L/600	L/240	L/360	L/600	L/240	L/360	L/600	L/240	L/360	L/600	L/240	L/360	L/600	L/240	L/360	L/600
800S300-54	12	33	37' 2"	32' 6"	27' 5"	32' 3"	29' 6"	24' 11"	28' 10"	27' 5"	23' 1"	26' 4" e	25' 10" e	21' 9"	24' 4" e	24' 4" e	20' 8"	22' 9" e	22' 9" e	19' 9" e
800S300-54	16	33	32' 3"	29' 6"	24' 11"	27' 11"	26' 10"	22' 8"	24' 11" e	24' 11" e	21' 0"	22' 9" e	22' 9" e	19' 9" e	21' 1" e	21' 1" e	18' 9" e	19' 9" e	19' 9" e	18' 0" e
800S300-54	24	33	26' 4" e	25' 10" e	21' 9"	22' 9" e	22' 9" e	19' 9" e	20' 5" e	20' 5" e	18' 4" e	18' 7" e	18' 7" e	17' 3" e	17' 3" e	17' 3" e	16' 5" e	16' 1" e	16' 1" e	15' 8" e
800S300-54	12	50	36' 7"	32' 0"	27' 0"	33' 3"	29' 1"	24' 6"	30' 11"	27' 0"	22' 9"	29' 1"	25' 5"	21' 5"	27' 7"	24' 1"	20' 4"	25' 11"	23' 1"	19' 5"
800S300-54	16	50	33' 3"	29' 1"	24' 6"	30' 3"	26' 5"	22' 3"	28' 1"	24' 6"	20' 8"	25' 11"	23' 1"	19' 5"	24' 0"	21' 11"	18' 6"	22' 5" e	20' 11"	17' 8"
800S300-54	24	50	29' 1"	25' 5"	21' 5"	25' 11"	23' 1"	19' 5"	23' 2" e	21' 5"	18' 1"	21' 2" e	20' 2" e	17' 0"	19' 7" e	19' 2" e	16' 2"	18' 4" e	18' 4" e	15' 5" e
800S300-68	12	33	40' 2"	35' 1"	29' 7"	36' 6"	31' 10"	26' 10"	33' 8"	29' 7"	24' 11"	30' 9"	27' 10"	23' 6"	28' 6"	26' 5"	22' 4"	26' 8"	25' 3"	21' 4"
800S300-68	16	33	36' 6"	31' 10"	26' 10"	32' 7"	28' 11"	24' 5"	29' 2"	26' 10"	22' 8"	26' 8"	25' 3"	21' 4"	24' 8"	24' 0"	20' 3"	23' 1" e	23' 0" e	19' 4"
800S300-68	24	33	30' 9"	27' 10"	23' 6"	26' 8"	25' 3"	21' 4"	23' 10" e	23' 6" e	19' 10"	21' 9" e	21' 9" e	18' 8"	20' 2" e	20' 2" e	17' 8" e	18' 10" e	18' 10" e	16' 11" e
800S300-68	12	50	39' 9"	34' 9"	29' 4"	36' 2"	31' 7"	26' 8"	33' 7"	29' 4"	24' 9"	31' 7"	27' 7"	23' 3"	30' 0"	26' 2"	22' 1"	28' 8"	25' 1"	21' 2"
800S300-68	16	50	36' 2"	31' 7"	26' 8"	32' 10"	28' 8"	24' 2"	30' 6"	26' 8"	22' 6"	28' 8"	25' 1"	21' 2"	27' 3"	23' 10"	20' 1"	26' 1"	22' 9"	19' 2"
800S300-68	24	50	31' 7"	27' 7"	23' 3"	28' 8"	25' 1"	21' 2"	26' 8"	23' 3"	19' 7"	24' 10"	21' 11"	18' 6"	23' 0"	20' 10"	17' 6"	21' 6"	19' 11"	16' 9"
800S300-97	12	33	44' 9"	39' 1"	33' 0"	40' 8"	35' 6"	30' 0"	37' 9"	33' 0"	27' 10"	35' 6"	31' 1"	26' 2"	33' 9"	29' 6"	24' 10"	32' 3"	28' 2"	23' 9"
800S300-97	16	33	40' 8"	35' 6"	30' 0"	37' 0"	32' 3"	27' 3"	34' 4"	30' 4"	25' 3"	32' 3"	28' 2"	23' 9"	30' 8"	26' 10"	22' 7"	28' 8"	25' 8"	21' 7"
800S300-97	24	33	35' 6"	31' 1"	26' 2"	32' 3"	28' 2"	23' 9"	30' 0"	26' 2"	22' 1"	28' 2"	24' 8"	20' 9"	26' 5"	23' 5"	19' 9"	24' 9"	22' 5"	18' 11"
800S300-97	12	50	44' 7"	38' 11"	32' 10"	40' 6"	35' 4"	29' 10"	37' 7"	32' 10"	27' 8"	35' 4"	30' 11"	26' 1"	33' 7"	29' 4"	24' 9"	32' 2"	28' 1"	23' 8"
800S300-97	16	50	40' 6"	35' 4"	29' 10"	36' 9"	32' 2"	27' 1"	34' 2"	29' 10"	25' 2"	32' 2"	28' 1"	23' 8"	30' 6"	26' 8"	22' 6"	29' 2"	25' 6"	21' 6"
800S300-97	24	50	35' 4"	30' 11"	26' 1"	32' 2"	28' 1"	23' 8"	29' 10"	26' 1"	22' 0"	28' 1"	24' 6"	20' 8"	26' 8"	23' 4"	19' 8"	25' 6"	22' 3"	18' 10"
800S300-118	12	33	47' 6"	41' 6"	35' 0"	43' 2"	37' 8"	31' 10"	40' 1"	35' 0"	29' 6"	37' 8"	32' 11"	27' 9"	35' 10"	31' 3"	26' 5"	34' 3"	29' 11"	25' 3"
800S300-118	16	33	43' 2"	37' 8"	31' 10"	39' 3"	34' 3"	28' 11"	36' 5"	31' 10"	26' 10"	34' 3"	29' 11"	25' 3"	32' 6"	28' 5"	24' 0"	31' 1"	27' 2"	22' 11"
800S300-118	24	33	37' 8"	32' 11"	27' 9"	34' 3"	29' 11"	25' 3"	31' 10"	27' 9"	23' 5"	29' 11"	26' 2"	22' 1"	28' 5"	24' 10"	20' 11"	27' 2"	23' 9"	20' 0"
800S300-118	12	50	47' 4"	41' 5"	34' 11"	43' 0"	37' 7"	31' 8"	39' 11"	34' 11"	29' 5"	37' 7"	32' 10"	27' 8"	35' 9"	31' 2"	26' 4"	34' 2"	29' 10"	25' 2"
800S300-118	16	50	43' 0"	37' 7"	31' 8"	39' 1"	34' 2"	28' 10"	36' 4"	31' 8"	26' 9"	34' 2"	29' 10"	25' 2"	32' 5"	28' 4"	23' 11"	31' 0"	27' 1"	22' 10"
800S300-118	24	50	37' 7"	32' 10"	27' 8"	34' 2"	29' 10"	25' 2"	31' 8"	27' 8"	23' 4"	29' 10"	26' 1"	22' 0"	28' 4"	24' 9"	20' 11"	27' 1"	23' 8"	20' 0"
800S350-54	12	33	39' 0"	34' 1"	28' 9"	35' 5"	30' 11"	26' 1"	31' 11" e	28' 9"	24' 3"	29' 2" e	27' 0" e	22' 9"	27' 0" e	25' 8" e	21' 8"	25' 3" e	24' 7" e	20' 8" e
800S350-54	16	33	35' 5"	30' 11"	26' 1"	30' 11" e	28' 1"	23' 8"	27' 8" e	26' 1" e	22' 0"	25' 3" e	24' 7" e	20' 8" e	23' 5" e	23' 4" e	19' 8" e	21' 11" e	21' 11" e	18' 10" e
800S350-54	24	33	29' 2" e	27' 0" e	22' 9"	25' 3" e	24' 7" e	20' 8" e	22' 7" e	22' 7" e	19' 3" e	20' 8" e	20' 8" e	18' 1" e	19' 1" e	19' 1" e	17' 2" e	17' 10" e	17' 10" e	16' 5" e
800S350-54	12	50	38' 7"	33' 8"	28' 5"	35' 1"	30' 7"	25' 10"	32' 6"	28' 5"	24' 0"	30' 7"	26' 9"	22' 7"	29' 1"	25' 5"	21' 5"	27' 10"	24' 4"	20' 6"
800S350-54	16	50	35' 1"	30' 7"	25' 10"	31' 10"	27' 10"	23' 6"	29' 7"	25' 10"	21' 9"	27' 10"	24' 4"	20' 6"	26' 5" e	23' 1"	19' 6"	24' 11" e	22' 1" e	18' 7"
800S350-54	24	50	30' 7"	26' 9"	22' 7"	27' 10"	24' 4"	20' 6"	25' 9" e	22' 7"	19' 0"	23' 6" e	21' 3" e	17' 11"	21' 9" e	20' 2" e	17' 0" e	20' 4" e	19' 3" e	16' 3" e
800S350-68	12	33	42' 3"	36' 10"	31' 1"	38' 4"	33' 6"	28' 3"	35' 7"	31' 1"	26' 3"	33' 6"	29' 3"	24' 8"	31' 5"	27' 10"	23' 5"	29' 5" e	26' 7" e	22' 5"
800S350-68	16	33	38' 4"	33' 6"	28' 3"	34' 10"	30' 5"	25' 8"	32' 3"	28' 3"	23' 10"	29' 5" e	26' 7"	22' 5"	27' 3" e	25' 3" e	21' 4"	25' 6" e	24' 2" e	20' 5"
800S350-68	24	33	33' 6"	29' 3"	24' 8"	29' 5" e	26' 7"	22' 5"	26' 4" e	24' 8" e	20' 10"	24' 0" e	23' 3" e	19' 7" e	22' 3" e	22' 1" e	18' 7" e	20' 10" e	20' 10" e	17' 10" e
800S350-68	12	50	42' 1"	36' 9"	31' 0"	38' 2"	33' 5"	28' 2"	35' 6"	31' 0"	26' 2"	33' 5"	29' 2"	24' 7"	31' 8"	27' 8"	23' 4"	30' 4"	26' 6"	22' 4"
800S350-68	16	50	38' 2"	33' 5"	28' 2"	34' 9"	30' 4"	25' 7"	32' 3"	28' 2"	23' 9"	30' 4"	26' 6"	22' 4"	28' 10"	25' 2"	21' 3"	27' 7"	24' 1"	20' 4"
800S350-68	24	50	33' 5"	29' 2"	24' 7"	30' 4"	26' 6"	22' 4"	28' 2"	24' 7"	20' 9"	26' 6"	23' 2"	19' 6"	25' 2"	22' 0"	18' 6"	23' 10" e	21' 0"	17' 9"
800S350-97	12	33	47' 1"	41' 2"	34' 8"	42' 10"	37' 5"	31' 6"	39' 9"	34' 8"	29' 3"	37' 5"	32' 8"	27' 7"	35' 6"	31' 0"	26' 2"	34' 0"	29' 8"	25' 0"
800S350-97	16	33	42' 10"	37' 5"	31' 6"	38' 11"	34' 0"	28' 8"	36' 1"	31' 6"	26' 7"	34' 0"	29' 8"	25' 0"	32' 3"	28' 2"	23' 9"	30' 10"	27' 0"	22' 9"
800S350-97	24	33	37' 5"	32' 8"	27' 7"	34' 0"	29' 8"	25' 0"	31' 6"	27' 7"	23' 3"	29' 8"	25' 11"	21' 10"	28' 2"	24' 7"	20' 9"	27' 0"	23' 7"	19' 10"
800S350-97	12	50	47' 1"	41' 2"	34' 8"	42' 10"	37' 5"	31' 6"	39' 9"	34' 8"	29' 3"	37' 5"	32' 8"	27' 7"	35' 6"	31' 0"	26' 2"	34' 0"	29' 8"	25' 0"
800S350-97	16	50	42' 10"	37' 5"	31' 6"	38' 11"	34' 0"	28' 8"	36' 1"	31' 6"	26' 7"	34' 0"	29' 8"	25' 0"	32' 3"	28' 2"	23' 9"	30' 10"	27' 0"	22' 9"
800S350-97	24	50	37' 5"	32' 8"	27' 7"	34' 0"	29' 8"	25' 0"	31' 6"	27' 7"	23' 3"	29' 8"	25' 11"	21' 10"	28' 2"	24' 7"	20' 9"	27' 0"	23' 7"	19' 10"
800S350-118	12	33	50' 0"	43' 8"	36' 10"	45' 5"	39' 8"	33' 6"	42' 2"	36' 10"	31' 1"	39' 8"	34' 8"	29' 3"	37' 9"	32' 11"	27' 9"	36' 1"	31' 6"	26' 7"
800S350-118	16	33	45' 5"	39' 8"	33' 6"	41' 3"	36' 1"	30' 5"	38' 4"	33' 6"	28' 3"	36' 1"	31' 6"	26' 7"	34' 3"	29' 11"	25' 3"	32' 9"	28' 8"	24' 2"
800S350-118	24	33	39' 8"	34' 8"	29' 3"	36' 1"	31' 6"	26' 7"	33' 6"	29' 3"	24' 8"	31' 6"	27' 6"	23' 3"	29' 11"	26' 2"	22' 1"	28' 8"	25' 0"	21' 1"
800S350-118	12	50	50' 0"	43' 8"	36' 10"	45' 5"	39' 8"	33' 6"	42' 2"	36' 10"	31' 1"	39' 8"	34' 8"	29' 3"	37' 9"	32' 11"	27' 9"	36' 1"	31' 6"	26' 7"
800S350-118	16	50	45' 5"	39' 8"	33' 6"	41' 3"	36' 1"	30' 5"	38' 4"	33' 6"	28' 3"	36' 1"	31' 6"	26' 7"	34' 3"	29' 11"	25' 3"	32' 9"	28' 8"	24' 2"
800S350-118	24	50	39' 8"	34' 8"	29' 3"	36' 1"	31' 6"	26' 7"	33' 6"	29' 3"	24' 8"	31' 6"	27' 6"	23' 3"	29' 11"	26' 2"	22' 1"	28' 8"	25' 0"	21' 1"

See Curtain Wall Limiting Heights Table Notes on page 22.



## Combined Axial and Lateral Load Table Notes

1. Allowable axial loads listed in kips (1 kip = 1000 pounds).
2. Allowable axial loads determined in accordance with AISI S240-15, assuming that all axial loads pass through the geometric center of the section
3. Listed lateral pressures and axial loads have not been modified for 1/3 stress increase based on wind/earthquake or multiple transient loads.
4. Allowable axial loads based on lateral and torsional bracing at a maximum spacing of 4 feet on center.
5. The 5 psf live load has not been reduced for deflection checks. For 15 psf or higher wind pressure, read the note below.

IBC 2018/ASCE 7-10: Due to the change in the model building codes, design wind pressures determined using IBC 2012/ASCE 7-10 are strength level loads (LRFD) in comparison to those determined in earlier IBC codes which were service level loads (ASD). The load/span tables that follow are based on service level (ASD) wind loads. Therefore, to properly use the load/span tables in this catalog, multiply the IBC 2012/ASCE 7-10 design wind pressures by 0.6 (Reference section 2.4 ASCE 7-10) prior to entering the load/span tables.

- Example:

\* ASCE 7-10 Calculated Design Wind Pressure = 25 psf (Strength level loads, LRFD)

\* Convert to service level loads (ASD) = 25 psf x 0.6 = 15 psf

\* Use 15 psf as the Pressure Value used in this Table to determine the member span

Any Other Building Code: The load/span tables that follow are based on service level (ASD) wind loads. If the wind load being used meets this criterion, it does not need to be modified prior to using the tables.

6. Studs are assumed to be adequately braced at a maximum spacing of  $L_u$  to develop full allowable moment,  $M_u$ .
7. End supports have not been checked for web crippling. Refer to web crippling capacity tables.
8. All tables are based on simple (single) span.
9. Cells marked with an " \* " have  $h/t > 200$ , thus require bearing stiffeners. Cells are left blank when  $h/t > 260$ .
10. Cells marked with an a, b, c, d, e or f meets L/720, L/600, L/480, L/360, L/240, or L/120 respectively. Blank cells do not meet L/120.
11. Stud distortional buckling moment based on assumed  $K\phi = 0$
12. Moment of inertia for deflection is optimized based on the maximum moment at service loads for the listed spans; therefore span values may be greater than spans based on effective moment of inertia listed in section property tables

# Combined Axial and Lateral Load Tables



## 5 psf Lateral Load (Interior Walls Only)

Wall Height (ft)	Spacing (in.) o.c.	350S162-(mils)					362S137-(mils)				362S162-(mils)				
		33 ksi		50 ksi			33 ksi		50 ksi		33 ksi		50 ksi		
		33	43	54	68	97	33	43	54	68	33	43	54	68	97
8	12	1.81 a	2.56 a	3.97 a	5.08 a	7.44 a	1.49 a	2.14 a	3.32 a	4.37 a	1.87 a	2.65 a	4.15 a	5.38 a	7.87 a
	16	1.74 a	2.48 a	3.9 a	5.01 a	7.36 a	1.42 a	2.07 a	3.26 a	4.3 a	1.8 a	2.57 a	4.08 a	5.31 a	7.79 a
	24	1.58 a	2.32 a	3.76 a	4.87 a	7.21 a	1.29 a	1.93 a	3.13 a	4.17 a	1.65 a	2.42 a	3.94 a	5.17 a	7.63 a
9	12	1.67 a	2.38 a	3.65 a	4.67 a	6.83 a	1.38 a	2.01 a	3.11 a	4.07 a	1.74 a	2.48 a	3.86 a	4.99 a	7.28 a
	16	1.57 a	2.28 a	3.56 a	4.58 a	6.74 a	1.3 a	1.92 a	3.02 a	3.99 a	1.64 a	2.38 a	3.77 a	4.9 a	7.18 a
	24	1.39 a	2.09 a	3.39 a	4.41 a	6.54 a	1.13 a	1.74 a	2.87 a	3.82 a	1.46 a	2.19 a	3.6 a	4.72 a	6.98 a
10	12	1.51 a	2.18 a	3.29 a	4.23 a	6.17 a	1.26 a	1.85 a	2.85 a	3.73 a	1.58 a	2.29 a	3.53 a	4.55 a	6.62 a
	16	1.4 a	2.07 a	3.19 a	4.12 a	6.05 a	1.16 a	1.74 a	2.75 a	3.63 a	1.47 a	2.17 a	3.42 a	4.44 a	6.5 a
	24	1.19 a	1.84 a	2.99 a	3.92 a	5.83 a	0.96 a	1.54 a	2.57 a	3.44 a	1.26 a	1.95 a	3.22 a	4.23 a	6.27 a
12	12	1.18 a	1.75 a	2.56 a	3.31 a	4.8 a	0.99 a	1.51 a	2.27 a	2.97 a	1.25 a	1.87 a	2.79 a	3.6 a	5.23 a
	16	1.04 b	1.61 a	2.44 a	3.18 a	4.66 a	0.86 b	1.37 a	2.15 a	2.85 a	1.11 a	1.72 a	2.66 a	3.47 a	5.08 a
	24	0.79 d	1.34 c	2.21 a	2.94 a	4.39 a	0.63 d	1.12 c	1.93 b	2.62 a	0.86 c	1.44 b	2.42 a	3.22 a	4.8 a
14	12	0.86 c	1.33 a	1.95 a	2.54 a	3.68 a	0.72 c	1.15 b	1.75 a	2.3 a	0.93 b	1.44 a	2.14 a	2.78 a	4.03 a
	16	0.71 d	1.17 c	1.82 b	2.4 a	3.53 a	0.59 d	1 c	1.62 b	2.16 a	0.78 d	1.28 b	2 a	2.64 a	3.87 a
	24	0.46 e	0.89 d	1.58 d	2.16 c	3.25 a	0.34 e	0.73 e	1.39 d	1.92 c	0.52 e	0.99 d	1.75 c	2.38 b	3.58 a
16	12	0.59 d	0.96 c	1.48 b	1.95 a	2.84 a	0.49 d	0.83 d	1.33 c	1.76 b	0.65 d	1.06 c	1.63 b	2.14 a	3.12 a
	16	0.45 e	0.8 d	1.35 d	1.81 c	2.69 a	0.36 e	0.68 e	1.2 d	1.63 c	0.51 e	0.9 d	1.49 c	2 b	2.96 a
	24	0.21 f	0.54 e	1.12 e	1.57 d	2.41 c	0.12 f	0.42 f	0.97 e	1.38 e	0.25 f	0.61 e	1.25 e	1.74 d	2.67 c

## 5 psf Lateral Load (Interior Walls Only)

Wall Height (ft)	Spacing (in.) o.c.	362S200-(mils)					400S137-(mils)				400S162-(mils)				
		33 ksi		50 ksi			33 ksi		50 ksi		33 ksi		50 ksi		
		33	43	54	68	97	33	43	54	68	33	43	54	68	97
8	12	2.25 a	3.28 a	5.18 a	6.68 a	9.54 a	1.61 a	2.31 a	3.67 a	4.98 a	2.03 a	2.87 a	4.62 a	6.18 a	9.08 a
	16	2.17 a	3.2 a	5.1 a	6.6 a	9.46 a	1.55 a	2.25 a	3.61 a	4.91 a	1.96 a	2.8 a	4.55 a	6.11 a	9.01 a
	24	2.01 a	3.03 a	4.94 a	6.45 a	9.3 a	1.42 a	2.12 a	3.49 a	4.79 a	1.82 a	2.65 a	4.42 a	5.97 a	8.86 a
9	12	2.1 a	3.07 a	4.79 a	6.17 a	8.81 a	1.52 a	2.2 a	3.49 a	4.79 a	1.91 a	2.72 a	4.37 a	5.85 a	8.56 a
	16	2 a	2.96 a	4.69 a	6.07 a	8.71 a	1.44 a	2.12 a	3.42 a	4.7 a	1.82 a	2.63 a	4.28 a	5.76 a	8.46 a
	24	1.8 a	2.76 a	4.49 a	5.88 a	8.51 a	1.28 a	1.95 a	3.26 a	4.54 a	1.65 a	2.45 a	4.11 a	5.59 a	8.27 a
10	12	1.93 a	2.84 a	4.37 a	5.61 a	8.02 a	1.41 a	2.07 a	3.28 a	4.49 a	1.77 a	2.56 a	4.07 a	5.47 a	7.95 a
	16	1.81 a	2.71 a	4.25 a	5.49 a	7.9 a	1.31 a	1.97 a	3.19 a	4.38 a	1.67 a	2.45 a	3.97 a	5.36 a	7.83 a
	24	1.57 a	2.47 a	4.01 a	5.27 a	7.66 a	1.12 a	1.77 a	3 a	4.18 a	1.46 a	2.23 a	3.77 a	5.14 a	7.6 a
12	12	1.56 a	2.32 a	3.45 a	4.44 a	6.36 a	1.16 a	1.76 a	2.77 a	3.75 a	1.46 a	2.17 a	3.41 a	4.54 a	6.58 a
	16	1.4 a	2.16 a	3.3 a	4.3 a	6.21 a	1.03 a	1.62 a	2.64 a	3.61 a	1.32 a	2.02 a	3.27 a	4.39 a	6.42 a
	24	1.11 c	1.86 a	3.03 a	4.03 a	5.92 a	0.79 c	1.36 b	2.4 a	3.35 a	1.06 b	1.74 a	3.01 a	4.12 a	6.11 a
14	12	1.18 a	1.81 a	2.64 a	3.43 a	4.94 a	0.9 b	1.41 a	2.22 a	2.96 a	1.14 a	1.75 a	2.71 a	3.57 a	5.17 a
	16	1.01 c	1.63 b	2.48 a	3.28 a	4.77 a	0.75 c	1.25 b	2.08 a	2.8 a	0.98 c	1.58 a	2.55 a	3.41 a	4.99 a
	24	0.7 d	1.31 d	2.19 c	2.99 a	4.46 a	0.49 e	0.96 d	1.81 c	2.52 b	0.7 d	1.26 c	2.27 b	3.11 a	4.66 a
16	12	0.84 c	1.36 b	2.01 a	2.66 a	3.85 a	0.65 d	1.08 c	1.74 a	2.3 a	0.84 c	1.35 b	2.12 a	2.78 a	4.04 a
	16	0.67 d	1.18 c	1.86 c	2.5 a	3.68 a	0.5 e	0.91 d	1.59 c	2.14 b	0.68 d	1.17 c	1.96 b	2.61 a	3.85 a
	24	0.38 e	0.86 e	1.58 d	2.21 c	3.37 b	0.23 f	0.61 e	1.32 d	1.86 d	0.39 e	0.85 e	1.67 d	2.31 c	3.52 b

See Combined Axial and Lateral Load Table Notes on page 33.

# Combined Axial and Lateral Load Tables



## 5 psf Lateral Load (Interior Walls Only)

Wall Height (ft)	Spacing (in.) o.c.	400S200-(mils)					550S162-(mils)					600S137-(mils)				
		33 ksi		50 ksi			33 ksi		50 ksi			33 ksi		50 ksi		
		33	43	54	68	97	33	43	54	68	97	33	43	54	68	97
8	12	2.42 a	3.55 a	5.77 a	7.63 a	11.03 a	2.39 a	3.38 a	5.63 a	7.46 a	11.33 a	1.77 a	2.51 a	3.81 a	5.05 a	7.56 a
	16	2.34 a	3.48 a	5.7 a	7.56 a	10.95 a	2.34 a	3.33 a	5.58 a	7.41 a	11.28 a	1.73 a	2.47 a	3.78 a	5.02 a	7.53 a
	24	2.19 a	3.32 a	5.54 a	7.41 a	10.8 a	2.24 a	3.23 a	5.49 a	7.32 a	11.2 a	1.65 a	2.39 a	3.72 a	4.96 a	7.48 a
9	12	2.28 a	3.37 a	5.43 a	7.19 a	10.36 a	2.32 a	3.31 a	5.55 a	7.41 a	11.28 a	1.74 a	2.47 a	3.78 a	5.02 a	7.54 a
	16	2.19 a	3.27 a	5.33 a	7.1 a	10.26 a	2.26 a	3.24 a	5.49 a	7.36 a	11.23 a	1.69 a	2.43 a	3.74 a	4.98 a	7.5 a
	24	2 a	3.08 a	5.14 a	6.91 a	10.06 a	2.13 a	3.12 a	5.38 a	7.24 a	11.11 a	1.59 a	2.33 a	3.66 a	4.9 a	7.43 a
10	12	2.13 a	3.16 a	5.04 a	6.7 a	9.61 a	2.25 a	3.22 a	5.41 a	7.35 a	11.23 a	1.7 a	2.44 a	3.75 a	4.99 a	7.51 a
	16	2.01 a	3.04 a	4.92 a	6.58 a	9.48 a	2.16 a	3.14 a	5.34 a	7.27 a	11.15 a	1.63 a	2.37 a	3.7 a	4.94 a	7.46 a
	24	1.79 a	2.81 a	4.69 a	6.35 a	9.24 a	2 a	2.99 a	5.19 a	7.12 a	11 a	1.51 a	2.25 a	3.59 a	4.84 a	7.37 a
12	12	1.79 a	2.69 a	4.19 a	5.57 a	7.97 a	2.05 a	3 a	5.04 a	6.87 a	11.04 a	1.6 a	2.34 a	3.67 a	4.91 a	7.43 a
	16	1.63 a	2.53 a	4.03 a	5.41 a	7.8 a	1.93 a	2.89 a	4.93 a	6.76 a	10.91 a	1.51 a	2.25 a	3.59 a	4.83 a	7.36 a
	24	1.35 a	2.22 a	3.74 a	5.11 a	7.48 a	1.71 a	2.68 a	4.71 a	6.54 a	10.66 a	1.33 a	2.07 a	3.43 a	4.67 a	7.22 a
14	12	1.43 a	2.19 a	3.32 a	4.39 a	6.3 a	1.81 a	2.72 a	4.54 a	6.23 a	10 a	1.48 a	2.22 a	3.55 a	4.79 a	7.32 a
	16	1.25 b	2 a	3.14 a	4.21 a	6.12 a	1.66 a	2.57 a	4.39 a	6.07 a	9.83 a	1.36 a	2.09 a	3.44 a	4.67 a	7.22 a
	24	0.92 d	1.65 b	2.82 a	3.88 a	5.76 a	1.37 a	2.29 a	4.11 a	5.78 a	9.49 a	1.11 a	1.85 a	3.21 a	4.45 a	7.02 a
16	12	1.07 b	1.71 a	2.6 a	3.42 a	4.95 a	1.53 a	2.39 a	3.95 a	5.45 a	8.76 a	1.34 a	2.07 a	3.4 a	4.63 a	7.17 a
	16	0.89 d	1.51 b	2.41 a	3.24 a	4.76 a	1.35 a	2.2 a	3.77 a	5.26 a	8.54 a	1.18 a	1.9 a	3.24 a	4.47 a	7.02 a
	24	0.56 e	1.16 d	2.09 c	2.91 b	4.4 a	1.02 c	1.87 a	3.43 a	4.91 a	8.12 a	0.87 c	1.59 a	2.95 a	4.16 a	6.73 a

## 5 psf Lateral Load (Interior Walls Only)

Wall Height (ft)	Spacing (in.) o.c.	600S162-(mils)					600S200-(mils)					800S137-(mils)				
		33 ksi		50 ksi			33 ksi		50 ksi			33 ksi		50 ksi		
		33	43	54	68	97	33	43	54	68	97	33	43	54	68	97
8	12	2.42 a	3.39 a	5.61 a	7.45 a	11.4 a	2.86 a	4.31 a	7.46 a	9.97 a	15.65 a	1.71 a*	2.43 a	3.57 a	4.75 a	7.23 a
	16	2.37 a	3.35 a	5.57 a	7.41 a	11.36 a	2.81 a	4.26 a	7.41 a	9.92 a	15.6 a	1.68 a*	2.4 a	3.55 a	4.73 a	7.21 a
	24	2.28 a	3.27 a	5.49 a	7.33 a	11.29 a	2.72 a	4.16 a	7.31 a	9.83 a	15.51 a	1.63 a*	2.35 a	3.5 a	4.68 a	7.17 a
9	12	2.38 a	3.36 a	5.57 a	7.41 a	11.36 a	2.8 a	4.23 a	7.31 a	9.79 a	15.39 a	1.69 a*	2.4 a	3.55 a	4.73 a	7.21 a
	16	2.32 a	3.3 a	5.52 a	7.36 a	11.31 a	2.74 a	4.16 a	7.25 a	9.73 a	15.33 a	1.65 a*	2.37 a	3.52 a	4.7 a	7.19 a
	24	2.2 a	3.19 a	5.42 a	7.26 a	11.22 a	2.62 a	4.03 a	7.12 a	9.61 a	15.2 a	1.58 a*	2.3 a	3.47 a	4.65 a	7.14 a
10	12	2.33 a	3.31 a	5.53 a	7.37 a	11.32 a	2.73 a	4.13 a	7.14 a	9.58 a	15.07 a	1.66 a*	2.38 a	3.53 a	4.71 a	7.2 a
	16	2.25 a	3.24 a	5.46 a	7.3 a	11.26 a	2.65 a	4.05 a	7.05 a	9.5 a	14.99 a	1.62 a*	2.34 a	3.49 a	4.68 a	7.16 a
	24	2.1 a	3.11 a	5.33 a	7.17 a	11.13 a	2.5 a	3.88 a	6.89 a	9.34 a	14.83 a	1.53 a*	2.26 a	3.43 a	4.61 a	7.1 a
12	12	2.17 a	3.15 a	5.35 a	7.25 a	11.2 a	2.55 a	3.88 a	6.67 a	9 a	14.21 a	1.6 a*	2.32 a	3.48 a	4.66 a	7.15 a
	16	2.06 a	3.05 a	5.25 a	7.15 a	11.1 a	2.44 a	3.76 a	6.55 a	8.89 a	14.09 a	1.54 a*	2.26 a	3.43 a	4.61 a	7.1 a
	24	1.85 a	2.85 a	5.05 a	6.95 a	10.89 a	2.22 a	3.52 a	6.31 a	8.66 a	13.85 a	1.41 a*	2.14 a	3.33 a	4.52 a	7.01 a
14	12	1.95 a	2.91 a	4.93 a	6.77 a	10.96 a	2.32 a	3.56 a	6.07 a	8.26 a	13.08 a	1.53 a*	2.25 a	3.42 a	4.6 a	7.09 a
	16	1.81 a	2.78 a	4.8 a	6.63 a	10.8 a	2.17 a	3.4 a	5.91 a	8.1 a	12.91 a	1.44 a*	2.16 a	3.35 a	4.53 a	7.03 a
	24	1.54 a	2.51 a	4.53 a	6.35 a	10.49 a	1.89 a	3.09 a	5.59 a	7.79 a	12.58 a	1.27 a*	2 a	3.21 a	4.4 a	6.9 a
16	12	1.71 a	2.62 a	4.41 a	6.1 a	9.89 a	2.05 a	3.18 a	5.38 a	7.38 a	11.74 a	1.44 a*	2.16 a	3.34 a	4.53 a	7.02 a
	16	1.53 a	2.45 a	4.24 a	5.91 a	9.68 a	1.87 a	2.98 a	5.18 a	7.17 a	11.52 a	1.32 a*	2.05 a	3.25 a	4.44 a	6.93 a
	24	1.2 b	2.12 a	3.91 a	5.57 a	9.28 a	1.52 a	2.61 a	4.79 a	6.79 a	11.09 a	1.1 a*	1.83 a	3.06 a	4.26 a	6.75 a

See Combined Axial and Lateral Load Table Notes on page 33.

# Combined Axial and Lateral Load Tables



## 5 psf Lateral Load (Interior Walls Only)

Wall Height (ft)	Spacing (in.) o.c.	800S162-(mils)					800S200-(mils)				
		33 ksi		50 ksi			33 ksi		50 ksi		
		33	43	54	68	97	33	43	54	68	97
8	12	2.39 a*	3.35 a	5.43 a	7.25 a	11.26 a	2.97 a*	4.47 a	7.74 a	10.29 a	15.98 a
	16	2.36 a*	3.32 a	5.4 a	7.22 a	11.24 a	2.93 a*	4.44 a	7.71 a	10.25 a	15.95 a
	24	2.29 a*	3.26 a	5.35 a	7.16 a	11.18 a	2.86 a*	4.36 a	7.64 a	10.19 a	15.89 a
9	12	2.37 a*	3.33 a	5.41 a	7.22 a	11.24 a	2.94 a*	4.44 a	7.71 a	10.26 a	15.95 a
	16	2.32 a*	3.29 a	5.37 a	7.19 a	11.21 a	2.89 a*	4.39 a	7.67 a	10.21 a	15.91 a
	24	2.24 a*	3.21 a	5.3 a	7.12 a	11.14 a	2.8 a*	4.3 a	7.57 a	10.13 a	15.83 a
10	12	2.33 a*	3.3 a	5.38 a	7.2 a	11.21 a	2.9 a*	4.41 a	7.68 a	10.22 a	15.92 a
	16	2.28 a*	3.25 a	5.34 a	7.15 a	11.17 a	2.85 a*	4.35 a	7.62 a	10.17 a	15.87 a
	24	2.18 a*	3.15 a	5.24 a	7.06 a	11.08 a	2.73 a*	4.23 a	7.5 a	10.06 a	15.77 a
12	12	2.26 a*	3.22 a	5.31 a	7.13 a	11.15 a	2.82 a*	4.32 a	7.59 a	10.14 a	15.84 a
	16	2.18 a*	3.15 a	5.24 a	7.06 a	11.08 a	2.74 a*	4.23 a	7.5 a	10.06 a	15.76 a
	24	2.03 a*	3 a	5.11 a	6.93 a	10.95 a	2.57 a*	4.06 a	7.32 a	9.9 a	15.61 a
14	12	2.17 a*	3.13 a	5.22 a	7.04 a	11.06 a	2.69 a*	4.16 a	7.36 a	9.96 a	15.73 a
	16	2.06 a*	3.03 a	5.13 a	6.95 a	10.96 a	2.58 a*	4.04 a	7.24 a	9.84 a	15.61 a
	24	1.85 a*	2.83 a	4.94 a	6.76 a	10.77 a	2.35 a*	3.8 a	6.99 a	9.61 a	15.38 a
16	12	2.05 a*	3.02 a	5.11 a	6.93 a	10.94 a	2.52 a*	3.93 a	6.95 a	9.46 a	15.15 a
	16	1.92 a*	2.89 a	4.98 a	6.8 a	10.81 a	2.37 a*	3.77 a	6.78 a	9.3 a	15 a
	24	1.64 a*	2.62 a	4.72 a	6.54 a	10.54 a	2.09 a*	3.46 a	6.46 a	9 a	14.68 a

See Combined Axial and Lateral Load Table Notes on page 33.

# Combined Axial and Lateral Load Tables



15 psf Lateral Load															
Wall Height (ft)	Spacing (in.) o.c.	350S162-(mils)					362S137-(mils)				362S162-(mils)				
		33 ksi		50 ksi			33 ksi		50 ksi		33 ksi		50 ksi		
		33	43	54	68	97	33	43	54	68	33	43	54	68	97
8	12	1.37 a	2.1 a	3.55 a	4.66 a	6.98 a	1.09 a	1.72 a	2.95 a	3.98 a	1.44 a	2.2 a	3.74 a	4.96 a	7.41 a
	16	1.16 a	1.89 a	3.36 a	4.46 a	6.76 a	0.91 a	1.53 a	2.77 a	3.79 a	1.23 a	1.99 a	3.55 a	4.76 a	7.19 a
	24	0.78 a	1.49 a	2.99 a	4.08 a	6.34 a	0.56 b	1.16 a	2.43 a	3.44 a	0.85 a	1.59 a	3.17 a	4.38 a	6.76 a
9	12	1.13 a	1.82 a	3.14 a	4.16 a	6.27 a	0.9 a	1.49 a	2.64 a	3.59 a	1.21 a	1.93 a	3.35 a	4.47 a	6.7 a
	16	0.9 a	1.57 a	2.91 a	3.92 a	6 a	0.68 a	1.26 a	2.43 a	3.37 a	0.97 a	1.67 a	3.12 a	4.23 a	6.43 a
	24	0.46 c	1.11 b	2.48 a	3.48 a	5.5 a	0.28 c	0.83 b	2.03 a	2.94 a	0.53 c	1.21 a	2.68 a	3.77 a	5.92 a
10	12	0.9 a	1.53 a	2.71 a	3.63 a	5.51 a	0.7 b	1.25 a	2.31 a	3.16 a	0.97 a	1.64 a	2.93 a	3.94 a	5.95 a
	16	0.64 c	1.25 a	2.45 a	3.37 a	5.21 a	0.46 c	0.99 b	2.07 a	2.91 a	0.7 b	1.36 a	2.67 a	3.66 a	5.64 a
	24	0.17 d	0.74 c	1.99 b	2.88 a	4.65 a	0.02 e	0.51 d	1.62 c	2.44 b	0.23 d	0.84 c	2.18 b	3.15 a	5.06 a
12	12	0.47 d	0.98 c	1.9 b	2.62 a	4.03 a	0.33 d	0.78 c	1.63 b	2.3 a	0.53 d	1.08 b	2.1 a	2.88 a	4.43 a
	16	0.18 e	0.67 d	1.62 c	2.33 b	3.7 a	0.06 e	0.48 d	1.36 c	2.02 b	0.24 e	0.76 d	1.8 c	2.58 b	4.08 a
	24		0.13 e	1.13 e	1.81 d	3.11 c			0.89 e	1.51 d		0.2 e	1.29 d	2.03 d	3.46 b
14	12	0.13 e	0.53 e	1.27 d	1.83 c	2.89 a	0.03 e	0.38 e	1.08 d	1.6 c	0.18 e	0.61 d	1.42 d	2.03 c	3.19 a
	16		0.22 e	1 e	1.54 d	2.56 c		0.08 e	0.82 e	1.31 d		0.29 e	1.13 e	1.73 d	2.85 c
	24		0.53 f	1.04 e	1.99 d				0.35 f	0.82 e			0.64 f	1.2 e	2.24 d
16	12		0.2 f	0.82 e	1.25 d	2.06 c		0.09 f	0.68 e	1.07 e		0.26 e	0.93 e	1.41 d	2.29 c
	16			0.57 f	0.98 e	1.75 d			0.42 f	0.8 e			0.66 f	1.12 e	1.96 d
	24			0.13 f	0.51 f	1.21 e				0.34 f			0.19 f	0.62 f	1.39 e

15 psf Lateral Load															
Wall Height (ft)	Spacing (in.) o.c.	362S200-(mils)					400S137-(mils)				400S162-(mils)				
		33 ksi		50 ksi			33 ksi		50 ksi		33 ksi		50 ksi		
		33	43	54	68	97	33	43	54	68	33	43	54	68	97
8	12	1.77 a	2.79 a	4.71 a	6.22 a	9.07 a	1.24 a	1.92 a	3.32 a	4.6 a	1.62 a	2.45 a	4.22 a	5.77 a	8.64 a
	16	1.55 a	2.56 a	4.49 a	6 a	8.84 a	1.06 a	1.74 a	3.14 a	4.42 a	1.42 a	2.25 a	4.03 a	5.57 a	8.42 a
	24	1.13 a	2.13 a	4.06 a	5.58 a	8.4 a	0.72 a	1.38 a	2.81 a	4.06 a	1.05 a	1.86 a	3.67 a	5.18 a	7.99 a
9	12	1.51 a	2.47 a	4.21 a	5.6 a	8.22 a	1.05 a	1.71 a	3.04 a	4.3 a	1.4 a	2.2 a	3.87 a	5.33 a	7.99 a
	16	1.25 a	2.19 a	3.94 a	5.34 a	7.94 a	0.84 a	1.49 a	2.83 a	4.07 a	1.17 a	1.95 a	3.64 a	5.08 a	7.71 a
	24	0.76 b	1.68 a	3.44 a	4.84 a	7.41 a	0.44 b	1.06 a	2.43 a	3.63 a	0.73 b	1.49 a	3.2 a	4.6 a	7.19 a
10	12	1.25 a	2.13 a	3.69 a	4.95 a	7.32 a	0.86 a	1.49 a	2.74 a	3.89 a	1.17 a	1.93 a	3.48 a	4.83 a	7.26 a
	16	0.95 a	1.82 a	3.38 a	4.64 a	7 a	0.62 b	1.22 a	2.49 a	3.62 a	0.9 a	1.64 a	3.21 a	4.54 a	6.93 a
	24	0.42 c	1.25 b	2.83 a	4.09 a	6.4 a	0.17 d	0.74 c	2.03 b	3.11 a	0.41 c	1.12 b	2.7 a	3.99 a	6.33 a
12	12	0.74 c	1.46 a	2.66 a	3.66 a	5.52 a	0.48 c	1.01 b	2.08 a	2.99 a	0.72 b	1.37 a	2.65 a	3.73 a	5.69 a
	16	0.41 d	1.11 c	2.32 b	3.32 a	5.16 a	0.19 d	0.7 c	1.78 b	2.67 a	0.41 d	1.03 c	2.33 b	3.38 a	5.3 a
	24		0.49 d	1.73 d	2.72 c	4.49 a		0.14 e	1.26 d	2.09 c		0.43 d	1.75 d	2.76 c	4.6 a
14	12	0.32 e	0.9 d	1.82 c	2.61 b	4.05 a	0.15 e	0.58 d	1.46 c	2.15 b	0.33 d	0.86 c	1.89 c	2.7 a	4.21 a
	16		0.54 e	1.49 d	2.28 c	3.68 b		0.25 e	1.15 d	1.82 d	0.01 e	0.5 d	1.56 d	2.35 c	3.81 a
	24			0.92 e	1.69 e	3.03 d			0.62 e	1.24 e			0.98 e	1.73 d	3.11 c
16	12	0.01 f	0.46 e	1.22 d	1.85 d	2.97 b		0.23 e	0.97 e	1.49 d	0.03 e	0.44 e	1.3 d	1.92 c	3.08 b
	16		0.12 f	0.91 e	1.53 e	2.61 d			0.67 e	1.17 e		0.09 e	0.97 e	1.58 d	2.7 c
	24			0.38 f	0.98 f	1.99 e			0.16 f	0.62 f			0.42 f	0.98 e	2.03 e

See Combined Axial and Lateral Load Table Notes on page 33.

# Combined Axial and Lateral Load Tables



## 15 psf Lateral Load

Wall Height (ft)	Spacing (in.) o.c.	400S200-(mils)					550S162-(mils)					600S137-(mils)				
		33 ksi		50 ksi			33 ksi		50 ksi			33 ksi		50 ksi		
		33	43	54	68	97	33	43	54	68	97	33	43	54	68	97
8	12	1.97 a	3.1 a	5.32 a	7.19 a	10.57 a	2.08 a	3.09 a	5.36 a	7.19 a	11.07 a	1.54 a	2.28 a	3.62 a	4.87 a	7.4 a
	16	1.76 a	2.88 a	5.1 a	6.97 a	10.34 a	1.93 a	2.95 a	5.22 a	7.06 a	10.94 a	1.42 a	2.17 a	3.53 a	4.77 a	7.32 a
	24	1.35 a	2.46 a	4.68 a	6.55 a	9.9 a	1.64 a	2.68 a	4.96 a	6.81 a	10.68 a	1.19 a	1.95 a	3.34 a	4.59 a	7.16 a
9	12	1.73 a	2.8 a	4.86 a	6.63 a	9.77 a	1.94 a	2.94 a	5.2 a	7.07 a	10.94 a	1.44 a	2.18 a	3.54 a	4.78 a	7.33 a
	16	1.47 a	2.53 a	4.59 a	6.36 a	9.49 a	1.75 a	2.77 a	5.03 a	6.9 a	10.77 a	1.29 a	2.04 a	3.41 a	4.66 a	7.22 a
	24	0.99 a	2.03 a	4.09 a	5.84 a	8.94 a	1.38 a	2.42 a	4.69 a	6.56 a	10.43 a	1.01 a	1.76 a	3.17 a	4.42 a	7.02 a
10	12	1.47 a	2.48 a	4.36 a	6.01 a	8.89 a	1.77 a	2.77 a	4.97 a	6.9 a	10.78 a	1.33 a	2.07 a	3.44 a	4.68 a	7.24 a
	16	1.18 a	2.17 a	4.05 a	5.69 a	8.55 a	1.54 a	2.56 a	4.76 a	6.69 a	10.56 a	1.15 a	1.9 a	3.29 a	4.53 a	7.11 a
	24	0.64 b	1.59 a	3.47 a	5.1 a	7.92 a	1.1 a	2.14 a	4.34 a	6.26 a	10.12 a	0.8 a	1.55 a	2.98 a	4.23 a	6.85 a
12	12	0.96 b	1.81 a	3.33 a	4.69 a	7.04 a	1.39 a	2.36 a	4.4 a	6.22 a	10.3 a	1.07 a	1.81 a	3.2 a	4.44 a	7.02 a
	16	0.61 c	1.44 b	2.96 a	4.31 a	6.63 a	1.08 a	2.07 a	4.1 a	5.91 a	9.96 a	0.82 a	1.56 a	2.97 a	4.21 a	6.82 a
	24		0.78 d	2.31 c	3.62 b	5.88 a	0.52 b	1.51 a	3.54 a	5.32 a	9.29 a	0.35 b	1.08 a	2.54 a	3.78 a	6.43 a
14	12	0.5 d	1.21 c	2.39 b	3.44 a	5.29 a	0.97 a	1.9 a	3.71 a	5.36 a	9.01 a	0.78 a	1.5 a	2.9 a	4.12 a	6.72 a
	16	0.14 e	0.81 d	2.02 c	3.05 b	4.86 a	0.61 c	1.53 a	3.34 a	4.97 a	8.55 a	0.46 b	1.17 a	2.59 a	3.81 a	6.43 a
	24		0.13 e	1.36 e	2.36 d	4.11 c		0.86 c	2.66 b	4.24 a	7.72 a		0.57 c	2.02 b	3.23 a	5.88 a
16	12	0.14 e	0.71 d	1.67 d	2.48 c	3.93 a	0.58 c	1.41 b	2.98 a	4.42 a	7.55 a	0.46 c	1.16 a	2.53 a	3.73 a	6.32 a
	16		0.32 e	1.3 e	2.1 d	3.52 c	0.18 d	1.01 c	2.57 b	3.97 a	7.03 a	0.09 d	0.76 c	2.15 b	3.33 a	5.94 a
	24			0.68 f	1.45 e	2.79 d		0.28 e	1.84 d	3.18 c	6.11 b		0.05 d	1.47 d	2.61 c	5.22 a

## 15 psf Lateral Load

Wall Height (ft)	Spacing (in.) o.c.	600S162-(mils)					600S200-(mils)					800S137-(mils)				
		33 ksi		50 ksi			33 ksi		50 ksi			33 ksi		50 ksi		
		33	43	54	68	97	33	43	54	68	97	33	43	54	68	97
8	12	2.14 a	3.14 a	5.37 a	7.22 a	11.18 a	2.57 a	4.01 a	7.16 a	9.69 a	15.37 a	1.55 a*	2.27 a	3.44 a	4.62 a	7.12 a
	16	2 a	3.02 a	5.25 a	7.1 a	11.06 a	2.43 a	3.86 a	7.01 a	9.55 a	15.23 a	1.46 a*	2.19 a	3.38 a	4.56 a	7.06 a
	24	1.73 a	2.77 a	5.02 a	6.88 a	10.84 a	2.15 a	3.56 a	6.71 a	9.27 a	14.95 a	1.3 a*	2.03 a	3.25 a	4.44 a	6.94 a
9	12	2.02 a	3.03 a	5.26 a	7.11 a	11.07 a	2.43 a	3.84 a	6.92 a	9.43 a	15.02 a	1.48 a*	2.2 a	3.39 a	4.57 a	7.07 a
	16	1.85 a	2.87 a	5.11 a	6.96 a	10.92 a	2.26 a	3.65 a	6.73 a	9.25 a	14.84 a	1.37 a*	2.1 a	3.31 a	4.5 a	6.99 a
	24	1.51 a	2.56 a	4.81 a	6.67 a	10.63 a	1.9 a	3.27 a	6.35 a	8.89 a	14.48 a	1.17 a*	1.91 a	3.14 a	4.34 a	6.85 a
10	12	1.89 a	2.91 a	5.14 a	6.98 a	10.94 a	2.28 a	3.65 a	6.65 a	9.12 a	14.6 a	1.4 a*	2.13 a	3.33 a	4.51 a	7.01 a
	16	1.67 a	2.71 a	4.94 a	6.8 a	10.75 a	2.06 a	3.41 a	6.41 a	8.89 a	14.37 a	1.27 a*	2.01 a	3.23 a	4.42 a	6.92 a
	24	1.26 a	2.32 a	4.57 a	6.43 a	10.38 a	1.63 a	2.96 a	5.94 a	8.45 a	13.92 a	1.02 a*	1.76 a	3.03 a	4.23 a	6.74 a
12	12	1.54 a	2.56 a	4.76 a	6.66 a	10.6 a	1.91 a	3.19 a	5.96 a	8.33 a	13.5 a	1.22 a*	1.96 a	3.18 a	4.37 a	6.88 a
	16	1.25 a	2.28 a	4.48 a	6.37 a	10.3 a	1.6 a	2.86 a	5.63 a	8 a	13.16 a	1.04 a*	1.78 a	3.03 a	4.23 a	6.74 a
	24	0.7 a	1.75 a	3.94 a	5.82 a	9.74 a	1.03 a	2.24 a	4.98 a	7.37 a	12.5 a	0.68 a*	1.43 a	2.74 a	3.95 a	6.47 a
14	12	1.15 a	2.13 a	4.15 a	5.95 a	10.05 a	1.49 a	2.65 a	5.14 a	7.34 a	12.1 a	1.01 a*	1.75 a	3 a	4.2 a	6.71 a
	16	0.79 a	1.78 a	3.79 a	5.58 a	9.63 a	1.11 a	2.24 a	4.71 a	6.92 a	11.64 a	0.77 a*	1.51 a	2.8 a	4 a	6.52 a
	24	0.14 c	1.12 b	3.11 a	4.87 a	8.83 a	0.42 c	1.48 a	3.92 a	6.13 a	10.78 a	0.29 a*	1.04 a	2.41 a	3.62 a	6.14 a
16	12	0.75 b	1.67 a	3.45 a	5.08 a	8.73 a	1.05 a	2.09 a	4.26 a	6.25 a	10.5 a	0.77 a*	1.51 a	2.79 a	3.99 a	6.49 a
	16	0.35 c	1.26 b	3.03 a	4.64 a	8.22 a	0.62 c	1.62 a	3.76 a	5.75 a	9.94 a	0.46 a*	1.2 a	2.53 a	3.73 a	6.24 a
	24		0.51 d	2.28 c	3.82 b	7.28 a		0.77 c	2.88 b	4.85 a	8.92 a		0.61 a	2.02 a	3.22 a	5.74 a

See Combined Axial and Lateral Load Table Notes on page 33.

# Combined Axial and Lateral Load Tables



15 psf Lateral Load											
Wall Height (ft)	Spacing (in.) o.c.	800S162-(mils)					800S200-(mils)				
		33 ksi		50 ksi			33 ksi		50 ksi		
		33	43	54	68	97	33	43	54	68	97
8	12	2.2 a*	3.17 a	5.26 a	7.08 a	11.1 a	2.75 a*	4.25 a	7.53 a	10.09 a	15.8 a
	16	2.1 a*	3.07 a	5.18 a	7 a	11.02 a	2.65 a*	4.14 a	7.42 a	9.99 a	15.7 a
	24	1.9 a*	2.89 a	5.01 a	6.84 a	10.86 a	2.44 a*	3.93 a	7.21 a	9.8 a	15.52 a
9	12	2.12 a*	3.09 a	5.19 a	7.01 a	11.03 a	2.67 a*	4.16 a	7.44 a	10 a	15.71 a
	16	1.99 a*	2.97 a	5.08 a	6.91 a	10.93 a	2.53 a*	4.02 a	7.3 a	9.88 a	15.59 a
	24	1.75 a*	2.73 a	4.87 a	6.69 a	10.72 a	2.27 a*	3.74 a	7.02 a	9.63 a	15.35 a
10	12	2.02 a*	3 a	5.11 a	6.93 a	10.95 a	2.57 a*	4.05 a	7.33 a	9.91 a	15.62 a
	16	1.87 a*	2.85 a	4.97 a	6.8 a	10.82 a	2.4 a*	3.88 a	7.15 a	9.75 a	15.46 a
	24	1.57 a*	2.56 a	4.7 a	6.53 a	10.56 a	2.07 a*	3.54 a	6.81 a	9.43 a	15.16 a
12	12	1.81 a*	2.79 a	4.91 a	6.73 a	10.75 a	2.33 a*	3.8 a	7.06 a	9.66 a	15.37 a
	16	1.59 a*	2.57 a	4.71 a	6.53 a	10.55 a	2.09 a*	3.55 a	6.81 a	9.42 a	15.14 a
	24	1.16 a*	2.15 a	4.31 a	6.15 a	10.17 a	1.63 a*	3.05 a	6.3 a	8.95 a	14.68 a
14	12	1.55 a*	2.53 a	4.65 a	6.48 a	10.49 a	2.03 a*	3.45 a	6.63 a	9.28 a	15.04 a
	16	1.25 a*	2.24 a	4.38 a	6.2 a	10.21 a	1.71 a*	3.11 a	6.28 a	8.94 a	14.71 a
	24	0.69 a*	1.68 a	3.84 a	5.67 a	9.66 a	1.1 a*	2.46 a	5.59 a	8.29 a	14.05 a
16	12	1.25 a*	2.23 a	4.35 a	6.16 a	10.15 a	1.68 a*	3.02 a	6 a	8.55 a	14.23 a
	16	0.88 a*	1.86 a	3.98 a	5.8 a	9.77 a	1.28 a*	2.59 a	5.55 a	8.13 a	13.78 a
	24	0.19 b*	1.15 a	3.29 a	5.09 a	9.04 a	0.54 a*	1.79 a	4.71 a	7.3 a	12.92 a

See Combined Axial and Lateral Load Table Notes on page 33.

# Combined Axial and Lateral Load Tables



## 20 psf Lateral Load

Wall Height (ft)	Spacing (in.) o.c.	350S162-(mils)					362S137-(mils)				362S162-(mils)				
		33 ksi		50 ksi			33 ksi		50 ksi		33 ksi		50 ksi		
		33	43	54	68	97	33	43	54	68	33	43	54	68	97
8	12	1.16 a	1.89 a	3.36 a	4.46 a	6.76 a	0.91 a	1.53 a	2.77 a	3.79 a	1.23 a	1.99 a	3.55 a	4.76 a	7.19 a
	16	0.9 a	1.62 a	3.11 a	4.21 a	6.48 a	0.67 a	1.28 a	2.54 a	3.56 a	0.98 a	1.72 a	3.3 a	4.5 a	6.9 a
	24	0.43 c	1.11 b	2.64 a	3.72 a	5.93 a	0.24 c	0.81 b	2.11 a	3.1 a	0.5 b	1.21 a	2.82 a	4.01 a	6.35 a
9	12	0.9 a	1.57 a	2.91 a	3.92 a	6 a	0.68 a	1.26 a	2.43 a	3.37 a	0.97 a	1.67 a	3.12 a	4.23 a	6.43 a
	16	0.6 c	1.26 a	2.62 a	3.62 a	5.66 a	0.41 c	0.97 b	2.16 a	3.08 a	0.67 b	1.36 a	2.82 a	3.92 a	6.09 a
	24	0.07 d	0.69 c	2.08 b	3.06 a	5.02 a		0.44 d	1.66 c	2.55 b	0.13 d	0.78 c	2.27 b	3.34 a	5.44 a
10	12	0.64 c	1.25 a	2.45 a	3.37 a	5.21 a	0.46 c	0.99 b	2.07 a	2.91 a	0.7 b	1.36 a	2.67 a	3.66 a	5.64 a
	16	0.32 d	0.91 c	2.14 b	3.03 a	4.83 a	0.16 d	0.66 c	1.77 b	2.59 a	0.38 d	1.01 c	2.34 a	3.32 a	5.25 a
	24		0.29 d	1.56 d	2.43 c	4.13 a		0.09 e	1.22 d	2.01 c		0.38 d	1.74 c	2.69 b	4.53 a
12	12	0.18 e	0.67 d	1.62 c	2.33 b	3.7 a	0.06 e	0.48 d	1.36 c	2.02 b	0.24 e	0.76 d	1.8 c	2.58 b	4.08 a
	16		0.3 e	1.29 d	1.97 c	3.3 b		0.13 e	1.04 d	1.67 d		0.38 e	1.45 d	2.2 c	3.66 b
	24			0.71 e	1.35 e	2.58 d			0.48 e	1.06 e			0.84 e	1.55 e	2.9 d
14	12		0.22 e	1 e	1.54 d	2.56 c		0.08 e	0.82 e	1.31 d		0.29 e	1.13 e	1.73 d	2.85 c
	16			0.68 e	1.2 e	2.17 d			0.5 f	0.97 e			0.79 e	1.36 e	2.43 d
	24			0.13 f	0.6 f	1.49 e				0.39 f			0.2 f	0.73 f	1.71 e
16	12			0.57 f	0.98 e	1.75 d			0.42 f	0.8 e			0.66 f	1.12 e	1.96 d
	16			0.26 f	0.66 f	1.38 e			0.13 f	0.49 f			0.34 f	0.77 f	1.57 e
	24				0.11 f	0.75 f							0.19 f	0.9 f	

## 20 psf Lateral Load

Wall Height (ft)	Spacing (in.) o.c.	362S200-(mils)					400S137-(mils)				400S162-(mils)				
		33 ksi		50 ksi			33 ksi		50 ksi		33 ksi		50 ksi		
		33	43	54	68	97	33	43	54	68	33	43	54	68	97
8	12	1.55 a	2.56 a	4.49 a	6 a	8.84 a	1.06 a	1.74 a	3.14 a	4.42 a	1.42 a	2.25 a	4.03 a	5.57 a	8.42 a
	16	1.27 a	2.27 a	4.2 a	5.72 a	8.54 a	0.83 a	1.5 a	2.92 a	4.18 a	1.17 a	1.99 a	3.79 a	5.31 a	8.13 a
	24	0.74 b	1.71 a	3.65 a	5.18 a	7.97 a	0.4 b	1.04 a	2.5 a	3.72 a	0.7 a	1.5 a	3.32 a	4.81 a	7.58 a
9	12	1.25 a	2.19 a	3.94 a	5.34 a	7.94 a	0.84 a	1.49 a	2.83 a	4.07 a	1.17 a	1.95 a	3.64 a	5.08 a	7.71 a
	16	0.92 a	1.85 a	3.6 a	5 a	7.58 a	0.57 b	1.2 a	2.56 a	3.77 a	0.87 a	1.64 a	3.34 a	4.76 a	7.36 a
	24	0.32 c	1.21 b	2.97 a	4.37 a	6.91 a	0.07 d	0.67 c	2.06 a	3.21 a	0.33 c	1.07 b	2.78 a	4.16 a	6.7 a
10	12	0.95 a	1.82 a	3.38 a	4.64 a	7 a	0.62 b	1.22 a	2.49 a	3.62 a	0.9 a	1.64 a	3.21 a	4.54 a	6.93 a
	16	0.59 c	1.43 b	3 a	4.27 a	6.59 a	0.31 c	0.89 b	2.18 a	3.28 a	0.57 c	1.29 a	2.87 a	4.17 a	6.52 a
	24		0.74 d	2.32 c	3.58 b	5.84 a		0.3 d	1.61 c	2.65 b		0.64 c	2.24 b	3.48 a	5.76 a
12	12	0.41 d	1.11 c	2.32 b	3.32 a	5.16 a	0.19 d	0.7 c	1.78 b	2.67 a	0.41 d	1.03 c	2.33 b	3.38 a	5.3 a
	16	0.01 e	0.69 d	1.92 c	2.91 b	4.71 a		0.32 d	1.42 d	2.27 c	0.04 e	0.62 d	1.94 c	2.96 b	4.82 a
	24			1.21 e	2.19 d	3.9 c			0.79 e	1.58 d			1.25 e	2.2 d	3.96 c
14	12		0.54 e	1.49 d	2.28 c	3.68 b		0.25 e	1.15 d	1.82 d	0.01 e	0.5 d	1.56 d	2.35 c	3.81 a
	16		0.12 e	1.1 e	1.88 d	3.23 c			0.79 e	1.42 e		0.08 e	1.16 e	1.92 d	3.33 c
	24			0.43 f	1.18 e	2.45 e			0.15 f	0.73 f			0.48 f	1.18 e	2.49 d
16	12		0.12 f	0.91 e	1.53 e	2.61 d			0.67 e	1.17 e		0.09 e	0.97 e	1.58 d	2.7 c
	16			0.54 f	1.15 e	2.19 e			0.32 f	0.8 f			0.59 f	1.17 e	2.24 d
	24				0.5 f	1.46 f				0.15 f			0.48 f	1.45 e	

See Combined Axial and Lateral Load Table Notes on page 33.



# Combined Axial and Lateral Load Tables



## 20 psf Lateral Load

Wall Height (ft)	Spacing (in.) o.c.	400S200-(mils)					550S162-(mils)					600S137-(mils)				
		33 ksi		50 ksi			33 ksi		50 ksi			33 ksi		50 ksi		
		33	43	54	68	97	33	43	54	68	97	33	43	54	68	97
8	12	1.76 a	2.88 a	5.1 a	6.97 a	10.34 a	1.93 a	2.95 a	5.22 a	7.06 a	10.94 a	1.42 a	2.17 a	3.53 a	4.77 a	7.32 a
	16	1.48 a	2.6 a	4.82 a	6.69 a	10.05 a	1.74 a	2.77 a	5.05 a	6.89 a	10.77 a	1.27 a	2.02 a	3.4 a	4.65 a	7.21 a
	24	0.97 a	2.06 a	4.28 a	6.14 a	9.48 a	1.35 a	2.41 a	4.7 a	6.55 a	10.42 a	0.97 a	1.73 a	3.15 a	4.4 a	7 a
9	12	1.47 a	2.53 a	4.59 a	6.36 a	9.49 a	1.75 a	2.77 a	5.03 a	6.9 a	10.77 a	1.29 a	2.04 a	3.41 a	4.66 a	7.22 a
	16	1.15 a	2.19 a	4.25 a	6.01 a	9.12 a	1.5 a	2.54 a	4.8 a	6.67 a	10.54 a	1.1 a	1.85 a	3.25 a	4.5 a	7.09 a
	24	0.55 b	1.56 a	3.61 a	5.36 a	8.43 a	1.03 a	2.09 a	4.36 a	6.23 a	10.09 a	0.73 a	1.48 a	2.93 a	4.19 a	6.81 a
10	12	1.18 a	2.17 a	4.05 a	5.69 a	8.55 a	1.54 a	2.56 a	4.76 a	6.69 a	10.56 a	1.15 a	1.9 a	3.29 a	4.53 a	7.11 a
	16	0.81 b	1.78 a	3.66 a	5.29 a	8.13 a	1.24 a	2.28 a	4.48 a	6.4 a	10.26 a	0.92 a	1.67 a	3.08 a	4.33 a	6.94 a
	24	0.15 d	1.07 c	2.94 a	4.54 a	7.33 a	0.69 a	1.74 a	3.94 a	5.85 a	9.7 a	0.47 a	1.22 a	2.69 a	3.94 a	6.59 a
12	12	0.61 c	1.44 b	2.96 a	4.31 a	6.63 a	1.08 a	2.07 a	4.1 a	5.91 a	9.96 a	0.82 a	1.56 a	2.97 a	4.21 a	6.82 a
	16	0.2 d	0.99 c	2.52 b	3.84 a	6.12 a	0.7 b	1.69 a	3.72 a	5.51 a	9.51 a	0.5 a	1.24 a	2.68 a	3.92 a	6.56 a
	24		0.2 e	1.73 d	3.01 c	5.21 b		0.99 b	3.01 a	4.77 a	8.67 a		0.63 b	2.13 a	3.36 a	6.05 a
14	12	0.14 e	0.81 d	2.02 c	3.05 b	4.86 a	0.61 c	1.53 a	3.34 a	4.97 a	8.55 a	0.46 b	1.17 a	2.59 a	3.81 a	6.43 a
	16		0.35 e	1.57 d	2.58 c	4.35 b	0.17 d	1.08 c	2.88 b	4.48 a	7.99 a	0.07 d	0.76 b	2.21 a	3.42 a	6.06 a
	24		0.79 e	1.76 e	3.44 d			0.26 d	2.05 d	3.59 c	6.96 a		0.01 d	1.5 c	2.68 b	5.36 a
16	12		0.32 e	1.3 e	2.1 d	3.52 c	0.18 d	1.01 c	2.57 b	3.97 a	7.03 a	0.09 d	0.76 c	2.15 b	3.33 a	5.94 a
	16			0.87 e	1.66 e	3.02 d		0.51 d	2.07 d	3.43 c	6.4 a		0.28 d	1.69 c	2.84 b	5.45 a
	24			0.14 f	0.89 f	2.17 e			1.19 e	2.48 d	5.29 c		0.85 e	1.95 d	4.57 c	

## 20 psf Lateral Load

Wall Height (ft)	Spacing (in.) o.c.	600S162-(mils)					600S200-(mils)					800S137-(mils)				
		33 ksi		50 ksi			33 ksi		50 ksi			33 ksi		50 ksi		
		33	43	54	68	97	33	43	54	68	97	33	43	54	68	97
8	12	2 a	3.02 a	5.25 a	7.1 a	11.06 a	2.43 a	3.86 a	7.01 a	9.55 a	15.23 a	1.46 a*	2.19 a	3.38 a	4.56 a	7.06 a
	16	1.82 a	2.85 a	5.1 a	6.95 a	10.92 a	2.25 a	3.66 a	6.81 a	9.36 a	15.04 a	1.35 a*	2.09 a	3.29 a	4.48 a	6.98 a
	24	1.47 a	2.53 a	4.79 a	6.65 a	10.62 a	1.88 a	3.27 a	6.42 a	9 a	14.67 a	1.14 a*	1.88 a	3.12 a	4.32 a	6.83 a
9	12	1.85 a	2.87 a	5.11 a	6.96 a	10.92 a	2.26 a	3.65 a	6.73 a	9.25 a	14.84 a	1.37 a*	2.1 a	3.31 a	4.5 a	6.99 a
	16	1.62 a	2.66 a	4.91 a	6.77 a	10.73 a	2.02 a	3.4 a	6.48 a	9.01 a	14.6 a	1.24 a*	1.97 a	3.2 a	4.39 a	6.9 a
	24	1.18 a	2.25 a	4.52 a	6.38 a	10.35 a	1.56 a	2.91 a	5.98 a	8.54 a	14.12 a	0.96 a*	1.71 a	2.98 a	4.19 a	6.7 a
10	12	1.67 a	2.71 a	4.94 a	6.8 a	10.75 a	2.06 a	3.41 a	6.41 a	8.89 a	14.37 a	1.27 a*	2.01 a	3.23 a	4.42 a	6.92 a
	16	1.4 a	2.45 a	4.69 a	6.55 a	10.5 a	1.77 a	3.11 a	6.1 a	8.59 a	14.07 a	1.1 a*	1.84 a	3.09 a	4.29 a	6.8 a
	24	0.86 a	1.94 a	4.2 a	6.06 a	10.02 a	1.22 a	2.51 a	5.49 a	8.02 a	13.47 a	0.77 a*	1.52 a	2.83 a	4.03 a	6.55 a
12	12	1.25 a	2.28 a	4.48 a	6.37 a	10.3 a	1.6 a	2.86 a	5.63 a	8 a	13.16 a	1.04 a*	1.78 a	3.03 a	4.23 a	6.74 a
	16	0.88 a	1.92 a	4.11 a	6 a	9.92 a	1.22 a	2.44 a	5.19 a	7.58 a	12.72 a	0.8 a*	1.55 a	2.84 a	4.04 a	6.56 a
	24	0.19 c	1.24 a	3.43 a	5.3 a	9.19 a	0.5 b	1.66 a	4.37 a	6.77 a	11.86 a	0.33 a*	1.09 a	2.46 a	3.67 a	6.2 a
14	12	0.79 a	1.78 a	3.79 a	5.58 a	9.63 a	1.11 a	2.24 a	4.71 a	6.92 a	11.64 a	0.77 a*	1.51 a	2.8 a	4 a	6.52 a
	16	0.35 c	1.33 b	3.33 a	5.1 a	9.09 a	0.64 b	1.73 a	4.18 a	6.38 a	11.06 a	0.45 a*	1.19 a	2.54 a	3.74 a	6.26 a
	24		0.52 d	2.5 c	4.21 a	8.09 a		0.79 c	3.19 b	5.39 a	9.97 a		0.59 a	2.02 a	3.24 a	5.77 a
16	12	0.35 c	1.26 b	3.03 a	4.64 a	8.22 a	0.62 c	1.62 a	3.76 a	5.75 a	9.94 a	0.46 a*	1.2 a	2.53 a	3.73 a	6.24 a
	16		0.75 d	2.52 c	4.08 a	7.58 a	0.1 d	1.04 c	3.16 b	5.14 a	9.25 a	0.07 b*	0.8 a	2.18 a	3.39 a	5.9 a
	24			1.6 d	3.09 c	6.44 b		0.01 d	2.09 d	4.03 c	8.01 a		0.06 c	1.53 b	2.74 a	5.25 a

See Combined Axial and Lateral Load Table Notes on page 33.

# Combined Axial and Lateral Load Tables



## 20 psf Lateral Load

Wall Height (ft)	Spacing (in.) o.c.	800S162-(mils)					800S200-(mils)				
		33 ksi		50 ksi			33 ksi		50 ksi		
		33	43	54	68	97	33	43	54	68	97
8	12	2.1 a*	3.07 a	5.18 a	7 a	11.02 a	2.65 a*	4.14 a	7.42 a	9.99 a	15.7 a
	16	1.97 a*	2.95 a	5.07 a	6.89 a	10.91 a	2.51 a*	4 a	7.28 a	9.86 a	15.58 a
	24	1.71 a*	2.7 a	4.84 a	6.67 a	10.7 a	2.23 a*	3.71 a	6.99 a	9.6 a	15.33 a
9	12	1.99 a*	2.97 a	5.08 a	6.91 a	10.93 a	2.53 a*	4.02 a	7.3 a	9.88 a	15.59 a
	16	1.83 a*	2.81 a	4.94 a	6.77 a	10.79 a	2.36 a*	3.84 a	7.11 a	9.71 a	15.43 a
	24	1.5 a*	2.5 a	4.65 a	6.49 a	10.51 a	2.01 a*	3.47 a	6.75 a	9.38 a	15.11 a
10	12	1.87 a*	2.85 a	4.97 a	6.8 a	10.82 a	2.4 a*	3.88 a	7.15 a	9.75 a	15.46 a
	16	1.67 a*	2.65 a	4.79 a	6.62 a	10.65 a	2.18 a*	3.65 a	6.93 a	9.54 a	15.26 a
	24	1.27 a*	2.27 a	4.44 a	6.27 a	10.3 a	1.75 a*	3.2 a	6.47 a	9.12 a	14.86 a
12	12	1.59 a*	2.57 a	4.71 a	6.53 a	10.55 a	2.09 a*	3.55 a	6.81 a	9.42 a	15.14 a
	16	1.3 a*	2.29 a	4.44 a	6.27 a	10.29 a	1.78 a*	3.22 a	6.47 a	9.11 a	14.83 a
	24	0.74 a*	1.74 a	3.93 a	5.76 a	9.78 a	1.17 a*	2.57 a	5.81 a	8.49 a	14.23 a
14	12	1.25 a*	2.24 a	4.38 a	6.2 a	10.21 a	1.71 a*	3.11 a	6.28 a	8.94 a	14.71 a
	16	0.87 a*	1.86 a	4.02 a	5.84 a	9.84 a	1.3 a*	2.67 a	5.82 a	8.51 a	14.27 a
	24	0.15 b*	1.14 a	3.32 a	5.14 a	9.13 a	0.52 a*	1.83 a	4.94 a	7.66 a	13.41 a
16	12	0.88 a*	1.86 a	3.98 a	5.8 a	9.77 a	1.28 a*	2.59 a	5.55 a	8.13 a	13.78 a
	16	0.41 b*	1.38 a	3.52 a	5.32 a	9.28 a	0.78 a*	2.05 a	4.98 a	7.57 a	13.2 a
	24		0.49 b	2.63 a	4.42 a	8.34 a		1.03 a	3.91 a	6.52 a	12.09 a

See Combined Axial and Lateral Load Table Notes on page 33.

# Combined Axial and Lateral Load Tables



25 psf Lateral Load															
Wall Height (ft)	Spacing (in.) o.c.	350S162-(mils)					362S137-(mils)				362S162-(mils)				
		33 ksi		50 ksi			33 ksi		50 ksi		33 ksi		50 ksi		
		33	43	54	68	97	33	43	54	68	33	43	54	68	97
8	12	0.97 a	1.68 a	3.17 a	4.27 a	6.55 a	0.73 a	1.34 a	2.6 a	3.61 a	1.04 a	1.78 a	3.36 a	4.57 a	6.97 a
	16	0.66 b	1.36 a	2.87 a	3.96 a	6.2 a	0.45 b	1.04 a	2.32 a	3.32 a	0.73 a	1.46 a	3.05 a	4.25 a	6.62 a
	24	0.09 d	0.76 c	2.3 b	3.38 a	5.54 a		0.49 c	1.81 b	2.78 a	0.16 c	0.86 b	2.48 a	3.66 a	5.96 a
9	12	0.67 b	1.33 a	2.69 a	3.7 a	5.74 a	0.48 c	1.04 a	2.23 a	3.15 a	0.74 b	1.44 a	2.89 a	3.99 a	6.17 a
	16	0.33 d	0.96 b	2.34 a	3.34 a	5.34 a	0.16 d	0.7 c	1.9 b	2.81 a	0.39 c	1.06 b	2.54 a	3.62 a	5.76 a
	24		0.29 d	1.71 c	2.68 b	4.58 a		0.07 d	1.32 d	2.18 c		0.39 d	1.89 c	2.94 b	4.99 a
10	12	0.39 d	0.99 c	2.21 a	3.12 a	4.92 a	0.23 d	0.74 c	1.84 b	2.67 a	0.46 c	1.09 b	2.42 a	3.4 a	5.34 a
	16	0.02 e	0.59 d	1.84 c	2.72 b	4.47 a		0.37 d	1.49 c	2.29 b	0.08 d	0.68 d	2.03 c	2.99 a	4.88 a
	24			1.17 d	2.02 d	3.66 c			0.85 e	1.61 d			1.34 d	2.26 c	4.04 b
12	12		0.39 e	1.37 d	2.06 c	3.39 b		0.21 e	1.12 d	1.75 c		0.47 d	1.54 d	2.29 c	3.76 a
	16			0.99 e	1.65 d	2.93 c			0.75 e	1.36 d		0.03 e	1.13 e	1.86 d	3.27 c
	24			0.32 f	0.94 e	2.11 e			0.1 f	0.66 e			0.43 f	1.11 e	2.4 d
14	12			0.76 e	1.28 e	2.26 d			0.58 e	1.06 e			0.87 e	1.45 e	2.53 d
	16			0.39 f	0.89 e	1.81 e			0.22 f	0.67 f			0.49 f	1.04 e	2.06 e
	24				0.21 f	1.04 f				0.01 f				0.32 f	1.24 f
16	12			0.34 f	0.73 f	1.47 e			0.2 f	0.56 f			0.41 f	0.85 f	1.67 e
	16				0.37 f	1.05 f				0.2 f			0.05 f	0.47 f	1.22 f
	24					0.34 f									0.47 f

25 psf Lateral Load															
Wall Height (ft)	Spacing (in.) o.c.	362S200-(mils)					400S137-(mils)				400S162-(mils)				
		33 ksi		50 ksi			33 ksi		50 ksi		33 ksi		50 ksi		
		33	43	54	68	97	33	43	54	68	33	43	54	68	97
8	12	1.34 a	2.34 a	4.27 a	5.79 a	8.62 a	0.89 a	1.56 a	2.98 a	4.24 a	1.23 a	2.05 a	3.85 a	5.37 a	8.2 a
	16	1 a	1.99 a	3.92 a	5.45 a	8.26 a	0.61 a	1.27 a	2.71 a	3.95 a	0.93 a	1.74 a	3.55 a	5.06 a	7.86 a
	24	0.37 c	1.33 a	3.26 a	4.79 a	7.56 a	0.1 c	0.72 b	2.19 a	3.39 a	0.37 b	1.15 a	2.98 a	4.45 a	7.19 a
9	12	1 a	1.93 a	3.68 a	5.08 a	7.67 a	0.64 a	1.27 a	2.63 a	3.84 a	0.94 a	1.72 a	3.41 a	4.84 a	7.45 a
	16	0.61 c	1.52 a	3.28 a	4.68 a	7.24 a	0.32 c	0.93 b	2.31 a	3.49 a	0.59 b	1.35 a	3.06 a	4.45 a	7.02 a
	24		0.78 c	2.54 b	3.93 a	6.43 a		0.29 d	1.7 c	2.82 b		0.66 c	2.39 b	3.73 a	6.22 a
10	12	0.68 c	1.52 a	3.1 a	4.36 a	6.69 a	0.39 c	0.97 b	2.26 a	3.36 a	0.65 b	1.38 a	2.95 a	4.26 a	6.62 a
	16	0.25 d	1.07 c	2.65 b	3.91 a	6.21 a	0.03 d	0.59 c	1.89 b	2.95 a	0.26 d	0.96 b	2.54 a	3.82 a	6.13 a
	24		0.27 d	1.86 d	3.1 c	5.32 a			1.22 d	2.21 c		0.2 d	1.81 c	3.01 b	5.23 a
12	12	0.11 e	0.79 d	2.01 c	3.01 b	4.82 a		0.41 d	1.51 c	2.37 b	0.13 d	0.72 d	2.03 c	3.06 b	4.94 a
	16		0.3 e	1.55 d	2.53 c	4.29 b			1.09 d	1.91 d		0.25 e	1.58 d	2.56 c	4.38 b
	24			0.74 e	1.7 e	3.36 d			0.37 e	1.11 e			0.78 e	1.69 e	3.39 d
14	12		0.22 e	1.2 e	1.97 d	3.34 c			0.88 e	1.51 d		0.18 e	1.26 e	2.02 d	3.45 c
	16			0.75 e	1.51 e	2.83 d			0.46 f	1.06 e			0.81 e	1.54 e	2.9 d
	24				0.72 f	1.94 e				0.28 f			0.03 f	0.7 f	1.94 e
16	12			0.63 f	1.24 e	2.29 d			0.4 f	0.89 e			0.69 e	1.27 e	2.35 d
	16			0.22 f	0.81 f	1.81 e				0.46 f			0.26 f	0.81 f	1.83 e
	24				0.08 f	0.98 f								0.02 f	0.94 f

See Combined Axial and Lateral Load Table Notes on page 33.

# Combined Axial and Lateral Load Tables



## 25 psf Lateral Load

Wall Height (ft)	Spacing (in.) o.c.	400S200-(mils)					550S162-(mils)					600S137-(mils)				
		33 ksi		50 ksi			33 ksi		50 ksi			33 ksi		50 ksi		
		33	43	54	68	97	33	43	54	68	97	33	43	54	68	97
8	12	1.55 a	2.67 a	4.89 a	6.76 a	10.12 a	1.79 a	2.82 a	5.09 a	6.93 a	10.81 a	1.31 a	2.06 a	3.43 a	4.68 a	7.24 a
	16	1.22 a	2.32 a	4.55 a	6.41 a	9.76 a	1.54 a	2.59 a	4.87 a	6.72 a	10.59 a	1.12 a	1.87 a	3.27 a	4.53 a	7.11 a
	24	0.6 b	1.67 a	3.89 a	5.75 a	9.06 a	1.07 a	2.14 a	4.44 a	6.3 a	10.17 a	0.75 a	1.51 a	2.96 a	4.22 a	6.85 a
9	12	1.23 a	2.28 a	4.34 a	6.1 a	9.21 a	1.56 a	2.59 a	4.86 a	6.73 a	10.6 a	1.15 a	1.9 a	3.29 a	4.54 a	7.12 a
	16	0.84 a	1.87 a	3.92 a	5.68 a	8.77 a	1.26 a	2.31 a	4.58 a	6.45 a	10.32 a	0.91 a	1.67 a	3.09 a	4.34 a	6.95 a
	24	0.14 c	1.12 b	3.16 a	4.89 a	7.93 a	0.69 a	1.76 a	4.04 a	5.91 a	9.76 a	0.46 a	1.21 a	2.7 a	3.96 a	6.61 a
10	12	0.9 a	1.87 a	3.75 a	5.39 a	8.23 a	1.32 a	2.34 a	4.55 a	6.47 a	10.34 a	0.97 a	1.72 a	3.13 a	4.38 a	6.98 a
	16	0.47 c	1.41 b	3.29 a	4.91 a	7.72 a	0.96 a	2 a	4.21 a	6.13 a	9.98 a	0.69 a	1.44 a	2.89 a	4.14 a	6.76 a
	24		0.59 d	2.45 c	4.03 b	6.77 a	0.29 b	1.35 a	3.56 a	5.46 a	9.28 a	0.14 b	0.89 a	2.4 a	3.65 a	6.34 a
12	12	0.3 d	1.1 c	2.62 b	3.95 a	6.24 a	0.79 a	1.78 a	3.82 a	5.61 a	9.62 a	0.58 a	1.32 a	2.75 a	3.99 a	6.62 a
	16		0.58 d	2.11 c	3.41 b	5.65 a	0.34 c	1.33 a	3.36 a	5.13 a	9.08 a	0.2 b	0.93 a	2.4 a	3.64 a	6.3 a
	24			1.2 e	2.45 d	4.59 c		0.5 c	2.51 b	4.24 a	8.07 a		0.2 c	1.73 b	2.96 a	5.68 a
14	12		0.46 e	1.67 d	2.69 c	4.47 b	0.28 d	1.19 b	2.99 a	4.6 a	8.13 a	0.16 c	0.86 b	2.3 a	3.51 a	6.15 a
	16			1.16 e	2.15 d	3.88 c		0.66 d	2.45 c	4.02 b	7.46 a		0.38 c	1.84 b	3.04 a	5.71 a
	24			0.28 f	1.23 e	2.84 e			1.49 d	2.98 d	6.26 b			1 d	2.17 c	4.87 b
16	12			0.97 e	1.76 e	3.14 d		0.63 d	2.19 c	3.57 b	6.55 a		0.4 d	1.8 c	2.96 b	5.57 a
	16			0.49 f	1.26 e	2.57 e		0.06 e	1.61 d	2.94 d	5.82 b			1.25 d	2.38 c	5 b
	24				0.39 f	1.6 f			0.6 e	1.85 e	4.55 d		0.28 e	1.35 e	3.96 d	

## 25 psf Lateral Load

Wall Height (ft)	Spacing (in.) o.c.	600S162-(mils)					600S200-(mils)					800S137-(mils)				
		33 ksi		50 ksi			33 ksi		50 ksi			33 ksi		50 ksi		
		33	43	54	68	97	33	43	54	68	97	33	43	54	68	97
8	12	1.87 a	2.89 a	5.14 a	6.99 a	10.95 a	2.29 a	3.71 a	6.86 a	9.41 a	15.09 a	1.38 a*	2.11 a	3.31 a	4.5 a	7 a
	16	1.64 a	2.69 a	4.94 a	6.8 a	10.77 a	2.06 a	3.46 a	6.61 a	9.18 a	14.86 a	1.25 a*	1.98 a	3.21 a	4.4 a	6.91 a
	24	1.21 a	2.28 a	4.56 a	6.43 a	10.4 a	1.6 a	2.98 a	6.12 a	8.72 a	14.4 a	0.98 a*	1.72 a	3 a	4.2 a	6.72 a
9	12	1.68 a	2.71 a	4.96 a	6.82 a	10.78 a	2.08 a	3.46 a	6.54 a	9.07 a	14.66 a	1.27 a*	2.01 a	3.23 a	4.42 a	6.92 a
	16	1.4 a	2.45 a	4.71 a	6.57 a	10.54 a	1.79 a	3.15 a	6.23 a	8.78 a	14.36 a	1.1 a*	1.84 a	3.09 a	4.29 a	6.8 a
	24	0.86 a	1.95 a	4.22 a	6.09 a	10.06 a	1.23 a	2.55 a	5.62 a	8.19 a	13.77 a	0.76 a*	1.51 a	2.82 a	4.03 a	6.55 a
10	12	1.46 a	2.51 a	4.75 a	6.61 a	10.57 a	1.84 a	3.18 a	6.17 a	8.67 a	14.14 a	1.15 a*	1.88 a	3.13 a	4.32 a	6.83 a
	16	1.13 a	2.19 a	4.44 a	6.3 a	10.26 a	1.49 a	2.81 a	5.79 a	8.3 a	13.77 a	0.93 a*	1.68 a	2.96 a	4.16 a	6.68 a
	24	0.48 a	1.58 a	3.84 a	5.71 a	9.66 a	0.82 a	2.08 a	5.05 a	7.59 a	13.03 a	0.52 a*	1.28 a	2.63 a	3.84 a	6.37 a
12	12	0.97 a	2.01 a	4.2 a	6.09 a	10.02 a	1.31 a	2.55 a	5.3 a	7.68 a	12.83 a	0.86 a*	1.6 a	2.89 a	4.09 a	6.6 a
	16	0.53 b	1.58 a	3.77 a	5.64 a	9.55 a	0.85 a	2.04 a	4.78 a	7.17 a	12.29 a	0.56 a*	1.31 a	2.65 a	3.86 a	6.38 a
	24		0.76 b	2.94 a	4.79 a	8.66 a		1.1 b	3.79 a	6.2 a	11.25 a		0.75 a	2.17 a	3.4 a	5.94 a
14	12	0.45 c	1.44 a	3.44 a	5.21 a	9.22 a	0.76 b	1.86 a	4.31 a	6.51 a	11.2 a	0.53 a*	1.27 a	2.6 a	3.81 a	6.33 a
	16		0.91 c	2.9 b	4.65 a	8.58 a	0.21 c	1.25 b	3.67 a	5.87 a	10.5 a	0.14 a*	0.89 a	2.28 a	3.49 a	6.02 a
	24			1.92 d	3.6 c	7.39 a		0.15 d	2.52 c	4.7 b	9.21 a		0.16 b	1.65 a	2.87 a	5.41 a
16	12		0.87 c	2.64 b	4.22 a	7.74 a	0.23 d	1.18 c	3.31 a	5.29 a	9.42 a	0.17 b*	0.9 a	2.27 a	3.47 a	5.99 a
	16		0.29 d	2.04 d	3.57 c	6.99 a		0.5 d	2.61 c	4.57 b	8.61 a		0.43 b	1.85 a	3.06 a	5.58 a
	24			0.98 e	2.42 d	5.67 c			1.37 d	3.28 d	7.16 b			1.06 c	2.27 b	4.78 a

See Combined Axial and Lateral Load Table Notes on page 33.

# Combined Axial and Lateral Load Tables



25 psf Lateral Load											
Wall Height (ft)	Spacing (in.) o.c.	800S162-(mils)					800S200-(mils)				
		33 ksi		50 ksi			33 ksi		50 ksi		
		33	43	54	68	97	33	43	54	68	97
8	12	2 a*	2.98 a	5.09 a	6.92 a	10.94 a	2.55 a*	4.03 a	7.31 a	9.89 a	15.61 a
	16	1.84 a*	2.82 a	4.95 a	6.78 a	10.81 a	2.37 a*	3.85 a	7.14 a	9.73 a	15.45 a
	24	1.52 a*	2.52 a	4.67 a	6.51 a	10.54 a	2.03 a*	3.49 a	6.78 a	9.41 a	15.14 a
9	12	1.87 a*	2.85 a	4.97 a	6.8 a	10.82 a	2.4 a*	3.88 a	7.16 a	9.75 a	15.47 a
	16	1.66 a*	2.65 a	4.79 a	6.62 a	10.65 a	2.18 a*	3.65 a	6.93 a	9.54 a	15.27 a
	24	1.26 a*	2.26 a	4.44 a	6.28 a	10.31 a	1.75 a*	3.2 a	6.48 a	9.13 a	14.87 a
10	12	1.72 a*	2.7 a	4.84 a	6.67 a	10.69 a	2.24 a*	3.71 a	6.98 a	9.59 a	15.31 a
	16	1.47 a*	2.46 a	4.61 a	6.45 a	10.47 a	1.97 a*	3.42 a	6.7 a	9.33 a	15.06 a
	24	0.97 a*	1.98 a	4.17 a	6.01 a	10.04 a	1.43 a*	2.86 a	6.13 a	8.81 a	14.56 a
12	12	1.37 a*	2.36 a	4.51 a	6.34 a	10.36 a	1.86 a*	3.3 a	6.55 a	9.19 a	14.91 a
	16	1.02 a*	2.01 a	4.18 a	6.02 a	10.04 a	1.48 a*	2.89 a	6.13 a	8.8 a	14.53 a
	24	0.33 a*	1.34 a	3.55 a	5.39 a	9.4 a	0.73 a*	2.1 a	5.32 a	8.04 a	13.78 a
14	12	0.97 a*	1.96 a	4.11 a	5.93 a	9.94 a	1.4 a*	2.78 a	5.93 a	8.61 a	14.38 a
	16	0.51 a*	1.49 a	3.66 a	5.49 a	9.48 a	0.91 a*	2.24 a	5.37 a	8.08 a	13.84 a
	24	0.62 a	2.82 a	4.64 a	8.6 a			1.22 a	4.3 a	7.05 a	12.79 a
16	12	0.53 a*	1.5 a	3.63 a	5.44 a	9.4 a	0.91 a*	2.18 a	5.12 a	7.71 a	13.34 a
	16		0.93 a	3.07 a	4.87 a	8.8 a	0.31 b*	1.53 a	4.44 a	7.04 a	12.64 a
	24			2.01 b	3.78 a	7.66 a		0.32 c	3.15 a	5.77 a	11.3 a

See Combined Axial and Lateral Load Table Notes on page 33.

# Combined Axial and Lateral Load Tables



## 30 psf Lateral Load

Wall Height (ft)	Spacing (in.) o.c.	350S162-(mils)					362S137-(mils)				362S162-(mils)				
		33 ksi		50 ksi			33 ksi		50 ksi		33 ksi		50 ksi		
		33	43	54	68	97	33	43	54	68	33	43	54	68	97
8	12	0.78 a	1.49 a	2.99 a	4.08 a	6.34 a	0.56 b	1.16 a	2.43 a	3.44 a	0.85 a	1.59 a	3.17 a	4.38 a	6.76 a
	16	0.43 c	1.11 b	2.64 a	3.72 a	5.93 a	0.24 c	0.81 b	2.11 a	3.1 a	0.5 b	1.21 a	2.82 a	4.01 a	6.35 a
	24		0.42 d	1.98 c	3.05 a	5.16 a		0.18 d	1.52 c	2.47 b		0.52 c	2.16 b	3.32 a	5.58 a
9	12	0.46 c	1.11 b	2.48 a	3.48 a	5.5 a	0.28 c	0.83 b	2.03 a	2.94 a	0.53 c	1.21 a	2.68 a	3.77 a	5.92 a
	16	0.07 d	0.69 c	2.08 b	3.06 a	5.02 a		0.44 d	1.66 c	2.55 b	0.13 d	0.78 c	2.27 b	3.34 a	5.44 a
	24			1.37 d	2.31 c	4.16 b			0.99 d	1.84 d		0.02 d	1.54 d	2.57 c	4.56 a
10	12	0.17 d	0.74 c	1.99 b	2.88 a	4.65 a	0.02 e	0.51 d	1.62 c	2.44 b	0.23 d	0.84 c	2.18 b	3.15 a	5.06 a
	16		0.29 d	1.56 d	2.43 c	4.13 a		0.09 e	1.22 d	2.01 c		0.38 d	1.74 c	2.69 b	4.53 a
	24			0.81 e	1.63 d	3.22 c			0.51 e	1.25 e			0.96 e	1.86 d	3.58 c
12	12		0.13 e	1.13 e	1.81 d	3.11 c			0.89 e	1.51 d		0.2 e	1.29 d	2.03 d	3.46 b
	16			0.71 e	1.35 e	2.58 d			0.48 e	1.06 e			0.84 e	1.55 e	2.9 d
	24				0.56 f	1.67 e				0.29 f			0.05 f	0.71 f	1.94 e
14	12			0.53 f	1.04 e	1.99 d			0.35 f	0.82 e			0.64 f	1.2 e	2.24 d
	16			0.13 f	0.6 f	1.49 e				0.39 f			0.2 f	0.73 f	1.71 e
	24					0.63 f								0.8 f	0.8 f
16	12			0.13 f	0.51 f	1.21 e				0.34 f			0.19 f	0.62 f	1.39 e
	16				0.11 f	0.75 f								0.19 f	0.9 f
	24														0.07 f

## 30 psf Lateral Load

Wall Height (ft)	Spacing (in.) o.c.	362S200-(mils)					400S137-(mils)				400S162-(mils)				
		33 ksi		50 ksi			33 ksi		50 ksi		33 ksi		50 ksi		
		33	43	54	68	97	33	43	54	68	33	43	54	68	97
8	12	1.13 a	2.13 a	4.06 a	5.58 a	8.4 a	0.72 a	1.38 a	2.81 a	4.06 a	1.05 a	1.86 a	3.67 a	5.18 a	7.99 a
	16	0.74 b	1.71 a	3.65 a	5.18 a	7.97 a	0.4 b	1.04 a	2.5 a	3.72 a	0.7 a	1.5 a	3.32 a	4.81 a	7.58 a
	24	0.02 d	0.95 b	2.89 a	4.42 a	7.17 a		0.41 c	1.9 b	3.07 a	0.05 c	0.81 b	2.66 a	4.1 a	6.8 a
9	12	0.76 b	1.68 a	3.44 a	4.84 a	7.41 a	0.44 b	1.06 a	2.43 a	3.63 a	0.73 b	1.49 a	3.2 a	4.6 a	7.19 a
	16	0.32 c	1.21 b	2.97 a	4.37 a	6.91 a	0.07 d	0.67 c	2.06 a	3.21 a	0.33 c	1.07 b	2.78 a	4.16 a	6.7 a
	24		0.37 d	2.13 c	3.51 b	5.98 a			1.37 c	2.45 c		0.28 d	2.02 c	3.33 b	5.77 a
10	12	0.42 c	1.25 b	2.83 a	4.09 a	6.4 a	0.17 d	0.74 c	2.03 b	3.11 a	0.41 c	1.12 b	2.7 a	3.99 a	6.33 a
	16		0.74 d	2.32 c	3.58 b	5.84 a		0.3 d	1.61 c	2.65 b		0.64 c	2.24 b	3.48 a	5.76 a
	24			1.43 d	2.66 d	4.83 b			0.85 e	1.81 d			1.4 d	2.57 c	4.73 b
12	12		0.49 d	1.73 d	2.72 c	4.49 a		0.14 e	1.26 d	2.09 c		0.43 d	1.75 d	2.76 c	4.6 a
	16			1.21 e	2.19 d	3.9 c			0.79 e	1.58 d			1.25 e	2.2 d	3.96 c
	24			0.32 f	1.26 e	2.86 d				0.68 e			0.36 f	1.23 e	2.86 d
14	12			0.92 e	1.69 e	3.03 d			0.62 e	1.24 e			0.98 e	1.73 d	3.11 c
	16			0.43 f	1.18 e	2.45 e			0.15 f	0.73 f			0.48 f	1.18 e	2.49 d
	24				0.31 f	1.47 f								0.25 f	1.43 e
16	12			0.38 f	0.98 f	1.99 e			0.16 f	0.62 f			0.42 f	0.98 e	2.03 e
	16				0.5 f	1.46 f				0.15 f				0.48 f	1.45 e
	24					0.54 f									0.46 f

See Combined Axial and Lateral Load Table Notes on page 33.

# Combined Axial and Lateral Load Tables



30 psf Lateral Load																
Wall Height (ft)	Spacing (in.) o.c.	400S200-(mils)					550S162-(mils)					600S137-(mils)				
		33 ksi		50 ksi			33 ksi		50 ksi			33 ksi		50 ksi		
		33	43	54	68	97	33	43	54	68	97	33	43	54	68	97
8	12	1.35 a	2.46 a	4.68 a	6.55 a	9.9 a	1.64 a	2.68 a	4.96 a	6.81 a	10.68 a	1.19 a	1.95 a	3.34 a	4.59 a	7.16 a
	16	0.97 a	2.06 a	4.28 a	6.14 a	9.48 a	1.35 a	2.41 a	4.7 a	6.55 a	10.42 a	0.97 a	1.73 a	3.15 a	4.4 a	7 a
	24	0.26 c	1.3 a	3.52 a	5.37 a	8.66 a	0.79 a	1.88 a	4.19 a	6.05 a	9.92 a	0.53 a	1.3 a	2.78 a	4.04 a	6.69 a
9	12	0.99 a	2.03 a	4.09 a	5.84 a	8.94 a	1.38 a	2.42 a	4.69 a	6.56 a	10.43 a	1.01 a	1.76 a	3.17 a	4.42 a	7.02 a
	16	0.55 b	1.56 a	3.61 a	5.36 a	8.43 a	1.03 a	2.09 a	4.36 a	6.23 a	10.09 a	0.73 a	1.48 a	2.93 a	4.19 a	6.81 a
	24		0.7 c	2.73 b	4.45 a	7.45 a	0.35 a	1.44 a	3.72 a	5.59 a	9.44 a	0.19 a	0.95 a	2.47 a	3.73 a	6.41 a
10	12	0.64 b	1.59 a	3.47 a	5.1 a	7.92 a	1.1 a	2.14 a	4.34 a	6.26 a	10.12 a	0.8 a	1.55 a	2.98 a	4.23 a	6.85 a
	16	0.15 d	1.07 c	2.94 a	4.54 a	7.33 a	0.69 a	1.74 a	3.94 a	5.85 a	9.7 a	0.47 a	1.22 a	2.69 a	3.94 a	6.59 a
	24		0.13 d	1.98 c	3.54 c	6.24 a		0.97 b	3.18 a	5.07 a	8.88 a		0.58 a	2.12 a	3.37 a	6.09 a
12	12		0.78 d	2.31 c	3.62 b	5.88 a	0.52 b	1.51 a	3.54 a	5.32 a	9.29 a	0.35 b	1.08 a	2.54 a	3.78 a	6.43 a
	16		0.2 e	1.73 d	3.01 c	5.21 b		0.99 b	3.01 a	4.77 a	8.67 a		0.63 b	2.13 a	3.36 a	6.05 a
	24			0.71 e	1.93 e	4.02 d		0.04 d	2.04 c	3.74 b	7.5 a			1.35 c	2.57 b	5.31 a
14	12		0.13 e	1.36 e	2.36 d	4.11 c		0.86 c	2.66 b	4.24 a	7.72 a		0.57 c	2.02 b	3.23 a	5.88 a
	16			0.79 e	1.76 e	3.44 d		0.26 d	2.05 d	3.59 c	6.96 a		0.01 d	1.5 c	2.68 b	5.36 a
	24				0.74 f	2.29 e			0.96 e	2.42 d	5.6 c			0.54 e	1.68 d	4.39 c
16	12			0.68 f	1.45 e	2.79 d		0.28 e	1.84 d	3.18 c	6.11 b		0.05 d	1.47 d	2.61 c	5.22 a
	16			0.14 f	0.89 f	2.17 e			1.19 e	2.48 d	5.29 c			0.85 e	1.95 d	4.57 c
	24					1.09 f			0.07 f	1.26 e	3.86 e			0.79 e	3.39 d	

30 psf Lateral Load																
Wall Height (ft)	Spacing (in.) o.c.	600S162-(mils)					600S200-(mils)					800S137-(mils)				
		33 ksi		50 ksi			33 ksi		50 ksi			33 ksi		50 ksi		
		33	43	54	68	97	33	43	54	68	97	33	43	54	68	97
8	12	1.73 a	2.77 a	5.02 a	6.88 a	10.84 a	2.15 a	3.56 a	6.71 a	9.27 a	14.95 a	1.3 a*	2.03 a	3.25 a	4.44 a	6.94 a
	16	1.47 a	2.53 a	4.79 a	6.65 a	10.62 a	1.88 a	3.27 a	6.42 a	9 a	14.67 a	1.14 a*	1.88 a	3.12 a	4.32 a	6.83 a
	24	0.95 a	2.05 a	4.33 a	6.21 a	10.18 a	1.34 a	2.69 a	5.84 a	8.45 a	14.12 a	0.82 a*	1.57 a	2.87 a	4.08 a	6.6 a
9	12	1.51 a	2.56 a	4.81 a	6.67 a	10.63 a	1.9 a	3.27 a	6.35 a	8.89 a	14.48 a	1.17 a*	1.91 a	3.14 a	4.34 a	6.85 a
	16	1.18 a	2.25 a	4.52 a	6.38 a	10.35 a	1.56 a	2.91 a	5.98 a	8.54 a	14.12 a	0.96 a*	1.71 a	2.98 a	4.19 a	6.7 a
	24	0.54 a	1.65 a	3.94 a	5.81 a	9.78 a	0.9 a	2.2 a	5.26 a	7.85 a	13.42 a	0.56 a*	1.32 a	2.67 a	3.88 a	6.41 a
10	12	1.26 a	2.32 a	4.57 a	6.43 a	10.38 a	1.63 a	2.96 a	5.94 a	8.45 a	13.92 a	1.02 a*	1.76 a	3.03 a	4.23 a	6.74 a
	16	0.86 a	1.94 a	4.2 a	6.06 a	10.02 a	1.22 a	2.51 a	5.49 a	8.02 a	13.47 a	0.77 a*	1.52 a	2.83 a	4.03 a	6.55 a
	24	0.11 b	1.22 a	3.5 a	5.36 a	9.31 a	0.44 a	1.67 a	4.62 a	7.18 a	12.6 a	0.28 a*	1.04 a	2.43 a	3.65 a	6.19 a
12	12	0.7 a	1.75 a	3.94 a	5.82 a	9.74 a	1.03 a	2.24 a	4.98 a	7.37 a	12.5 a	0.68 a*	1.43 a	2.74 a	3.95 a	6.47 a
	16	0.19 c	1.24 a	3.43 a	5.3 a	9.19 a	0.5 b	1.66 a	4.37 a	6.77 a	11.86 a	0.33 a*	1.09 a	2.46 a	3.67 a	6.2 a
	24		0.31 c	2.47 b	4.31 a	8.15 a		0.57 c	3.24 b	5.65 a	10.66 a		0.42 a	1.9 a	3.13 a	5.67 a
14	12	0.14 c	1.12 b	3.11 a	4.87 a	8.83 a	0.42 c	1.48 a	3.92 a	6.13 a	10.78 a	0.29 a*	1.04 a	2.41 a	3.62 a	6.14 a
	16		0.52 d	2.5 c	4.21 a	8.09 a		0.79 c	3.19 b	5.39 a	9.97 a		0.59 a	2.02 a	3.24 a	5.77 a
	24			1.38 d	3.02 c	6.74 b			1.88 d	4.06 c	8.49 a			1.28 b	2.51 a	5.05 a
16	12		0.51 d	2.28 c	3.82 b	7.28 a		0.77 c	2.88 b	4.85 a	8.92 a		0.61 a	2.02 a	3.22 a	5.74 a
	16			1.6 d	3.09 c	6.44 b		0.01 d	2.09 d	4.03 c	8.01 a		0.06 c	1.53 b	2.74 a	5.25 a
	24			0.4 e	1.8 e	4.95 d			0.7 e	2.59 d	6.38 c			0.61 d	1.81 c	4.32 a

See Combined Axial and Lateral Load Table Notes on page 33.

# Combined Axial and Lateral Load Tables



## 30 psf Lateral Load

Wall Height (ft)	Spacing (in.) o.c.	800S162-(mils)					800S200-(mils)				
		33 ksi		50 ksi			33 ksi		50 ksi		
		33	43	54	68	97	33	43	54	68	97
8	12	1.9 a*	2.89 a	5.01 a	6.84 a	10.86 a	2.44 a*	3.93 a	7.21 a	9.8 a	15.52 a
	16	1.71 a*	2.7 a	4.84 a	6.67 a	10.7 a	2.23 a*	3.71 a	6.99 a	9.6 a	15.33 a
	24	1.33 a*	2.33 a	4.5 a	6.34 a	10.38 a	1.82 a*	3.28 a	6.57 a	9.22 a	14.96 a
9	12	1.75 a*	2.73 a	4.87 a	6.69 a	10.72 a	2.27 a*	3.74 a	7.02 a	9.63 a	15.35 a
	16	1.5 a*	2.5 a	4.65 a	6.49 a	10.51 a	2.01 a*	3.47 a	6.75 a	9.38 a	15.11 a
	24	1.02 a*	2.03 a	4.22 a	6.07 a	10.1 a	1.49 a*	2.92 a	6.21 a	8.88 a	14.64 a
10	12	1.57 a*	2.56 a	4.7 a	6.53 a	10.56 a	2.07 a*	3.54 a	6.81 a	9.43 a	15.16 a
	16	1.27 a*	2.27 a	4.44 a	6.27 a	10.3 a	1.75 a*	3.2 a	6.47 a	9.12 a	14.86 a
	24	0.68 a*	1.7 a	3.91 a	5.75 a	9.79 a	1.12 a*	2.53 a	5.8 a	8.5 a	14.26 a
12	12	1.16 a*	2.15 a	4.31 a	6.15 a	10.17 a	1.63 a*	3.05 a	6.3 a	8.95 a	14.68 a
	16	0.74 a*	1.74 a	3.93 a	5.76 a	9.78 a	1.17 a*	2.57 a	5.81 a	8.49 a	14.23 a
	24		0.95 a	3.17 a	5.02 a	9.03 a	0.31 a*	1.64 a	4.85 a	7.59 a	13.34 a
14	12	0.69 a*	1.68 a	3.84 a	5.67 a	9.66 a	1.1 a*	2.46 a	5.59 a	8.29 a	14.05 a
	16	0.15 b*	1.14 a	3.32 a	5.14 a	9.13 a	0.52 a*	1.83 a	4.94 a	7.66 a	13.41 a
	24		0.12 b	2.33 a	4.14 a	8.09 a		0.64 a	3.69 a	6.45 a	12.18 a
16	12	0.19 b*	1.15 a	3.29 a	5.09 a	9.04 a	0.54 a*	1.79 a	4.71 a	7.3 a	12.92 a
	16		0.49 b	2.63 a	4.42 a	8.34 a		1.03 a	3.91 a	6.52 a	12.09 a
	24			1.41 c	3.16 b	7 a			2.44 b	5.06 a	10.53 a

See Combined Axial and Lateral Load Table Notes on page 33.



# Combined Axial and Lateral Load Tables



35 psf Lateral Load															
Wall Height (ft)	Spacing (in.) o.c.	350S162-(mils)					362S137-(mils)				362S162-(mils)				
		33 ksi		50 ksi			33 ksi		50 ksi		33 ksi		50 ksi		
		33	43	54	68	97	33	43	54	68	33	43	54	68	97
8	12	0.6 b	1.3 a	2.81 a	3.9 a	6.13 a	0.4 b	0.98 a	2.27 a	3.27 a	0.67 b	1.4 a	2.99 a	4.19 a	6.55 a
	16	0.2 d	0.87 b	2.41 a	3.49 a	5.67 a	0.03 d	0.59 c	1.91 b	2.88 a	0.27 c	0.98 b	2.59 a	3.77 a	6.09 a
	24		0.11 d	1.68 c	2.73 b	4.8 a			1.24 d	2.17 c		0.2 d	1.85 c	3 b	5.21 a
9	12	0.26 d	0.89 c	2.28 b	3.27 a	5.26 a	0.1 d	0.63 c	1.84 b	2.74 a	0.33 c	0.99 b	2.47 a	3.55 a	5.68 a
	16		0.42 d	1.83 c	2.8 b	4.73 a		0.19 d	1.43 c	2.3 b		0.52 d	2.02 c	3.07 b	5.14 a
	24			1.04 e	1.96 d	3.76 c			0.68 e	1.51 d			1.2 d	2.2 d	4.15 b
10	12		0.51 d	1.77 c	2.65 b	4.39 a		0.29 d	1.42 c	2.22 c	0.01 e	0.6 d	1.96 c	2.92 b	4.79 a
	16		0.01 e	1.3 d	2.15 d	3.82 b			0.97 d	1.74 d		0.09 e	1.47 d	2.4 c	4.2 b
	24			0.47 e	1.27 e	2.8 d			0.19 e	0.9 e			0.61 e	1.48 e	3.15 d
12	12			0.91 e	1.58 d	2.84 c			0.68 e	1.28 e			1.06 e	1.78 d	3.17 c
	16			0.44 f	1.07 e	2.26 d			0.22 f	0.79 e			0.56 e	1.25 e	2.56 d
	24				0.21 f	1.26 e								0.34 f	1.51 e
14	12			0.32 f	0.82 f	1.73 e			0.15 f	0.6 f			0.41 f	0.96 e	1.97 e
	16				0.34 f	1.18 f				0.13 f				0.45 f	1.39 e
	24					0.25 f									0.4 f
16	12				0.3 f	0.97 f				0.13 f				0.39 f	1.14 f
	16					0.47 f									0.61 f
	24														

35 psf Lateral Load															
Wall Height (ft)	Spacing (in.) o.c.	362S200-(mils)					400S137-(mils)				400S162-(mils)				
		33 ksi		50 ksi			33 ksi		50 ksi		33 ksi		50 ksi		
		33	43	54	68	97	33	43	54	68	33	43	54	68	97
8	12	0.93 a	1.92 a	3.85 a	5.38 a	8.18 a	0.56 a	1.21 a	2.65 a	3.89 a	0.87 a	1.68 a	3.49 a	4.99 a	7.79 a
	16	0.49 b	1.45 a	3.39 a	4.92 a	7.7 a	0.2 c	0.83 a	2.29 a	3.5 a	0.47 b	1.26 a	3.09 a	4.57 a	7.32 a
	24		0.6 c	2.54 b	4.07 a	6.78 a		0.11 c	1.62 c	2.77 a		0.49 c	2.34 b	3.76 a	6.43 a
9	12	0.54 c	1.44 a	3.2 a	4.6 a	7.16 a	0.25 c	0.86 b	2.24 a	3.42 a	0.52 b	1.28 a	2.99 a	4.38 a	6.94 a
	16	0.05 d	0.92 c	2.68 b	4.07 a	6.59 a		0.42 c	1.82 b	2.95 a	0.07 d	0.79 c	2.52 a	3.87 a	6.38 a
	24			1.74 d	3.12 c	5.54 a			1.05 d	2.09 c			1.66 c	2.94 c	5.34 a
10	12	0.17 d	0.99 c	2.57 b	3.83 a	6.11 a		0.51 c	1.82 b	2.87 a	0.19 d	0.88 c	2.47 b	3.73 a	6.04 a
	16		0.42 d	2.01 c	3.26 b	5.49 a		0.02 d	1.35 d	2.35 c		0.35 d	1.95 c	3.17 b	5.41 a
	24			1.02 e	2.24 d	4.37 c			0.5 e	1.42 d			1.02 e	2.15 d	4.26 c
12	12		0.21 e	1.46 d	2.45 d	4.19 b			1.02 e	1.82 d		0.16 e	1.49 d	2.47 c	4.27 b
	16			0.9 e	1.86 e	3.54 d			0.5 e	1.26 e			0.93 e	1.86 d	3.58 c
	24				0.84 f	2.39 e				0.28 f				0.79 e	2.36 e
14	12			0.67 e	1.43 e	2.73 d			0.38 f	0.98 e			0.72 e	1.45 e	2.79 d
	16			0.14 f	0.87 f	2.11 e				0.43 f			0.17 f	0.85 f	2.12 e
	24					1.03 f									0.96 f
16	12			0.14 f	0.73 f	1.72 e				0.38 f			0.18 f	0.72 f	1.73 e
	16				0.21 f	1.13 f								0.17 f	1.1 f
	24					0.14 f									0.03 f

See Combined Axial and Lateral Load Table Notes on page 33.

# Combined Axial and Lateral Load Tables



## 35 psf Lateral Load

Wall Height (ft)	Spacing (in.) o.c.	400S200-(mils)					550S162-(mils)					600S137-(mils)				
		33 ksi		50 ksi			33 ksi		50 ksi			33 ksi		50 ksi		
		33	43	54	68	97	33	43	54	68	97	33	43	54	68	97
8	12	1.16 a	2.26 a	4.48 a	6.34 a	9.69 a	1.49 a	2.54 a	4.83 a	6.68 a	10.55 a	1.08 a	1.84 a	3.24 a	4.49 a	7.08 a
	16	0.72 a	1.8 a	4.02 a	5.88 a	9.2 a	1.16 a	2.23 a	4.53 a	6.38 a	10.25 a	0.82 a	1.58 a	3.03 a	4.28 a	6.9 a
	24		0.95 b	3.15 a	5 a	8.26 a	0.52 a	1.63 a	3.94 a	5.8 a	9.67 a	0.32 a	1.09 a	2.6 a	3.86 a	6.53 a
9	12	0.77 b	1.79 a	3.84 a	5.6 a	8.68 a	1.2 a	2.25 a	4.53 a	6.4 a	10.26 a	0.87 a	1.62 a	3.05 a	4.31 a	6.92 a
	16	0.27 c	1.26 b	3.31 a	5.04 a	8.09 a	0.8 a	1.87 a	4.15 a	6.02 a	9.87 a	0.55 a	1.3 a	2.78 a	4.03 a	6.68 a
	24		0.3 d	2.32 c	4.03 b	6.99 a	0.03 b	1.13 a	3.41 a	5.28 a	9.12 a		0.69 a	2.24 a	3.5 a	6.21 a
10	12	0.39 c	1.33 b	3.2 a	4.81 a	7.62 a	0.89 a	1.93 a	4.14 a	6.06 a	9.91 a	0.63 a	1.38 a	2.84 a	4.09 a	6.72 a
	16		0.74 c	2.61 b	4.2 a	6.95 a	0.42 b	1.48 a	3.69 a	5.59 a	9.42 a	0.25 a	1 a	2.5 a	3.75 a	6.42 a
	24			1.54 d	3.08 c	5.73 b		0.61 b	2.82 a	4.69 a	8.48 a		0.27 b	1.84 a	3.09 a	5.84 a
12	12		0.49 d	2.01 c	3.3 c	5.54 a	0.25 c	1.24 b	3.27 a	5.04 a	8.98 a	0.13 c	0.85 a	2.33 a	3.57 a	6.24 a
	16			1.37 d	2.63 d	4.79 b		0.66 c	2.68 b	4.41 a	8.27 a		0.34 c	1.86 b	3.09 a	5.8 a
	24			0.26 e	1.45 e	3.48 d			1.59 d	3.26 c	6.95 a			0.98 d	2.19 c	4.96 a
14	12			1.06 e	2.05 d	3.76 c		0.56 d	2.35 c	3.91 b	7.33 a		0.28 d	1.75 c	2.95 a	5.62 a
	16			0.44 f	1.4 e	3.03 d			1.67 d	3.18 c	6.49 b			1.16 d	2.33 c	5.03 a
	24				0.28 f	1.77 e			0.47 e	1.88 e	4.98 d			0.1 e	1.21 d	3.94 c
16	12			0.4 f	1.16 e	2.47 e			1.5 d	2.82 d	5.69 b			1.15 d	2.27 c	4.89 b
	16				0.55 f	1.79 e			0.79 e	2.05 e	4.79 d			0.47 e	1.55 d	4.16 c
	24					0.62 f				0.72 f	3.22 e			0.27 e	2.86 e	

## 35 psf Lateral Load

Wall Height (ft)	Spacing (in.) o.c.	600S162-(mils)					600S200-(mils)					800S137-(mils)				
		33 ksi		50 ksi			33 ksi		50 ksi			33 ksi		50 ksi		
		33	43	54	68	97	33	43	54	68	97	33	43	54	68	97
8	12	1.6 a	2.65 a	4.9 a	6.76 a	10.73 a	2.01 a	3.41 a	6.56 a	9.13 a	14.81 a	1.22 a*	1.96 a	3.19 a	4.38 a	6.89 a
	16	1.3 a	2.36 a	4.64 a	6.5 a	10.47 a	1.7 a	3.07 a	6.22 a	8.81 a	14.49 a	1.03 a*	1.78 a	3.04 a	4.24 a	6.75 a
	24	0.7 a	1.81 a	4.11 a	5.99 a	9.97 a	1.07 a	2.41 a	5.55 a	8.18 a	13.85 a	0.66 a*	1.42 a	2.75 a	3.96 a	6.49 a
9	12	1.34 a	2.4 a	4.66 a	6.52 a	10.49 a	1.73 a	3.09 a	6.17 a	8.72 a	14.3 a	1.06 a*	1.81 a	3.06 a	4.26 a	6.77 a
	16	0.96 a	2.05 a	4.32 a	6.19 a	10.16 a	1.34 a	2.67 a	5.74 a	8.31 a	13.89 a	0.83 a*	1.58 a	2.88 a	4.08 a	6.6 a
	24	0.24 a	1.36 a	3.66 a	5.53 a	9.5 a	0.58 a	1.85 a	4.9 a	7.52 a	13.07 a	0.36 a*	1.13 a	2.51 a	3.73 a	6.26 a
10	12	1.06 a	2.13 a	4.38 a	6.24 a	10.2 a	1.42 a	2.73 a	5.71 a	8.23 a	13.69 a	0.89 a*	1.64 a	2.93 a	4.13 a	6.65 a
	16	0.61 a	1.7 a	3.96 a	5.82 a	9.78 a	0.95 a	2.23 a	5.19 a	7.73 a	13.18 a	0.6 a*	1.36 a	2.69 a	3.91 a	6.43 a
	24		0.88 a	3.15 a	5.02 a	8.96 a	0.07 b	1.26 a	4.2 a	6.77 a	12.18 a	0.03 a*	0.81 a	2.24 a	3.47 a	6.01 a
12	12	0.44 b	1.49 a	3.68 a	5.56 a	9.46 a	0.76 a	1.94 a	4.67 a	7.07 a	12.18 a	0.5 a*	1.26 a	2.6 a	3.81 a	6.34 a
	16		0.92 b	3.1 a	4.96 a	8.84 a	0.16 c	1.28 a	3.98 a	6.39 a	11.45 a	0.1 a*	0.86 a	2.27 a	3.49 a	6.03 a
	24			2.03 c	3.84 b	7.66 a		0.06 c	2.7 b	5.12 a	10.08 a		0.1 a	1.62 a	2.86 a	5.41 a
14	12		0.81 c	2.8 b	4.54 a	8.45 a	0.1 c	1.13 b	3.55 a	5.75 a	10.37 a	0.07 b*	0.81 a	2.21 a	3.43 a	5.95 a
	16		0.14 d	2.11 c	3.8 b	7.62 a		0.36 d	2.74 c	4.93 b	9.46 a		0.3 b	1.77 a	2.99 a	5.53 a
	24			0.87 e	2.48 d	6.11 c			1.28 d	3.44 d	7.8 b			0.92 c	2.15 a	4.7 a
16	12		0.17 d	1.93 d	3.45 c	6.85 a		0.38 d	2.48 c	4.43 b	8.46 a		0.33 b	1.77 a	2.98 a	5.49 a
	16			1.18 e	2.64 d	5.92 c			1.6 d	3.53 c	7.44 b			1.22 c	2.42 a	4.94 a
	24				1.22 e	4.28 d			0.08 e	1.94 e	5.64 d			0.18 d	1.37 c	3.87 b

See Combined Axial and Lateral Load Table Notes on page 33.

# Combined Axial and Lateral Load Tables



35 psf Lateral Load											
Wall Height (ft)	Spacing (in.) o.c.	800S162-(mils)					800S200-(mils)				
		33 ksi		50 ksi			33 ksi		50 ksi		
		33	43	54	68	97	33	43	54	68	97
8	12	1.81 a*	2.79 a	4.92 a	6.75 a	10.78 a	2.34 a*	3.82 a	7.1 a	9.7 a	15.42 a
	16	1.58 a*	2.58 a	4.73 a	6.56 a	10.59 a	2.1 a*	3.57 a	6.85 a	9.47 a	15.21 a
	24	1.14 a*	2.15 a	4.34 a	6.18 a	10.22 a	1.62 a*	3.07 a	6.36 a	9.02 a	14.78 a
9	12	1.62 a*	2.61 a	4.76 a	6.59 a	10.62 a	2.14 a*	3.61 a	6.89 a	9.5 a	15.23 a
	16	1.34 a*	2.34 a	4.51 a	6.35 a	10.38 a	1.83 a*	3.29 a	6.57 a	9.21 a	14.95 a
	24	0.78 a*	1.8 a	4.01 a	5.86 a	9.9 a	1.23 a*	2.66 a	5.94 a	8.64 a	14.4 a
10	12	1.42 a*	2.41 a	4.57 a	6.4 a	10.43 a	1.91 a*	3.37 a	6.64 a	9.28 a	15.01 a
	16	1.07 a*	2.08 a	4.26 a	6.1 a	10.13 a	1.54 a*	2.97 a	6.25 a	8.91 a	14.66 a
	24	0.4 a*	1.42 a	3.65 a	5.5 a	9.53 a	0.81 a*	2.2 a	5.47 a	8.2 a	13.96 a
12	12	0.95 a*	1.94 a	4.12 a	5.95 a	9.97 a	1.4 a*	2.81 a	6.05 a	8.72 a	14.45 a
	16	0.47 a*	1.47 a	3.67 a	5.51 a	9.53 a	0.88 a*	2.26 a	5.48 a	8.19 a	13.93 a
	24		0.56 a	2.81 a	4.65 a	8.66 a		1.18 a	4.38 a	7.15 a	12.9 a
14	12	0.42 a*	1.4 a	3.58 a	5.4 a	9.39 a	0.81 a*	2.14 a	5.26 a	7.97 a	13.73 a
	16		0.79 a	2.98 a	4.8 a	8.78 a	0.15 b*	1.42 a	4.51 a	7.25 a	13 a
	24			1.85 b	3.66 a	7.59 a		0.08 b	3.1 a	5.88 a	11.58 a
16	12		0.81 b	2.96 a	4.75 a	8.69 a	0.19 b*	1.41 a	4.3 a	6.91 a	12.5 a
	16		0.07 c	2.22 b	3.99 a	7.88 a		0.55 b	3.4 a	6.02 a	11.56 a
	24			0.84 d	2.57 c	6.36 a			1.75 c	4.37 b	9.79 a

See Combined Axial and Lateral Load Table Notes on page 33.

# Combined Axial and Lateral Load Tables



## 40 psf Lateral Load

Wall Height (ft)	Spacing (in.) o.c.	350S162-(mils)					362S137-(mils)				362S162-(mils)										
		33 ksi		50 ksi			33 ksi		50 ksi		33 ksi		50 ksi								
		33	43	54	68	97	33	43	54	68	33	43	54	68	97						
8	12	0.43 c	1.11 b	2.64 a	3.72 a	5.93 a	0.24 c	0.81 b	2.11 a	3.1 a	0.5 b	1.21 a	2.82 a	4.01 a	6.35 a						
	16		0.65 c	2.19 b	3.26 a	5.41 a		0.38 c	1.71 b	2.67 a	0.06 d	0.75 c	2.37 b	3.54 a	5.83 a						
	24			1.39 d	2.42 c	4.45 a			0.97 d	1.88 c			1.56 d	2.68 c	4.85 a						
9	12	0.07 d	0.69 c	2.08 b	3.06 a	5.02 a		0.44 d	1.66 c	2.55 b	0.13 d	0.78 c	2.27 b	3.34 a	5.44 a						
	16		0.17 d	1.6 d	2.55 c	4.44 a			1.21 d	2.07 c			1.77 c	2.82 b	4.84 a						
	24			0.72 e	1.63 d	3.38 c			0.39 e	1.19 e			0.87 e	1.86 d	3.75 c						
10	12		0.29 d	1.56 d	2.43 c	4.13 a		0.09 e	1.22 d	2.01 c		0.38 d	1.74 c	2.69 b	4.53 a						
	16			1.05 e	1.89 d	3.51 c			0.74 e	1.49 d			1.21 d	2.12 d	3.89 b						
	24			0.15 f	0.93 e	2.4 d				0.57 e			0.27 e	1.12 e	2.73 d						
12	12			0.71 e	1.35 e	2.58 d			0.48 e	1.06 e			0.84 e	1.55 e	2.9 d						
	16			0.2 f	0.81 e	1.96 e							0.53 f	0.3 f	0.98 e	2.24 e					
	24					0.87 f										1.1 f					
14	12			0.13 f	0.6 f	1.49 e							0.2 f	0.73 f	1.71 e						
	16				0.09 f	0.9 f												0.19 f	1.09 f		
	24																		0.02 f		
16	12				0.11 f	0.75 f									0.9 f						
	16					0.21 f															0.33 f
	24																				

## 40 psf Lateral Load

Wall Height (ft)	Spacing (in.) o.c.	362S200-(mils)					400S137-(mils)				400S162-(mils)									
		33 ksi		50 ksi			33 ksi		50 ksi		33 ksi		50 ksi							
		33	43	54	68	97	33	43	54	68	33	43	54	68	97					
8	12	0.74 b	1.71 a	3.65 a	5.18 a	7.97 a	0.4 b	1.04 a	2.5 a	3.72 a	0.7 a	1.5 a	3.32 a	4.81 a	7.58 a					
	16	0.25 c	1.2 b	3.14 a	4.67 a	7.43 a		0.61 b	2.1 a	3.29 a	0.26 c	1.03 a	2.87 a	4.33 a	7.06 a					
	24		0.26 d	2.19 c	3.72 b	6.41 a			1.34 c	2.47 b		0.17 c	2.04 b	3.44 a	6.06 a					
9	12	0.32 c	1.21 b	2.97 a	4.37 a	6.91 a	0.07 d	0.67 c	2.06 a	3.21 a	0.33 c	1.07 b	2.78 a	4.16 a	6.7 a					
	16		0.64 c	2.4 c	3.79 a	6.28 a			0.18 d	1.59 c			2.7 b	0.53 c	2.26 b	3.6 a	6.07 a			
	24			1.36 d	2.74 c	5.12 b				0.74 d			1.75 d		1.32 d	2.57 c	4.92 b			
10	12		0.74 d	2.32 c	3.58 b	5.84 a		0.3 d	1.61 c	2.65 b		0.64 c	2.24 b	3.48 a	5.76 a					
	16			0.13 e	1.71 d	2.95 c			5.15 a	1.09 d			2.07 c	0.06 d	1.67 d	2.86 c	5.06 a			
	24				0.64 e	1.85 e			3.92 c				0.17 e	1.05 e		0.66 e	1.75 d	3.8 c		
12	12			1.21 e	2.19 d	3.9 c			0.79 e	1.58 d			1.25 e	2.2 d	3.96 c					
	16			0.6 e	1.55 e	3.19 d							0.23 f	0.96 e	0.64 e	1.54 e	3.21 d			
	24				0.45 f	1.95 e										0.38 f	1.89 e			
14	12			0.43 f	1.18 e	2.45 e			0.15 f	0.73 f			0.48 f	1.18 e	2.49 d					
	16				0.58 f	1.78 e								0.14 f		0.54 f	1.76 e			
	24					0.62 f											0.51 f			
16	12				0.5 f	1.46 f				0.15 f				0.48 f	1.45 e					
	16					0.83 f														0.77 f
	24																			

See Combined Axial and Lateral Load Table Notes on page 33.

# Combined Axial and Lateral Load Tables



40 psf Lateral Load																
Wall Height (ft)	Spacing (in.) o.c.	400S200-(mils)					550S162-(mils)					600S137-(mils)				
		33 ksi		50 ksi			33 ksi		50 ksi			33 ksi		50 ksi		
		33	43	54	68	97	33	43	54	68	97	33	43	54	68	97
8	12	0.97 a	2.06 a	4.28 a	6.14 a	9.48 a	1.35 a	2.41 a	4.7 a	6.55 a	10.42 a	0.97 a	1.73 a	3.15 a	4.4 a	7 a
	16	0.49 b	1.55 a	3.76 a	5.62 a	8.93 a	0.98 a	2.06 a	4.36 a	6.22 a	10.09 a	0.68 a	1.44 a	2.9 a	4.16 a	6.79 a
	24		0.61 c	2.8 b	4.64 a	7.88 a	0.26 a	1.37 a	3.7 a	5.56 a	9.42 a	0.11 a	0.88 a	2.42 a	3.68 a	6.38 a
9	12	0.55 b	1.56 a	3.61 a	5.36 a	8.43 a	1.03 a	2.09 a	4.36 a	6.23 a	10.09 a	0.73 a	1.48 a	2.93 a	4.19 a	6.81 a
	16		0.97 b	3.01 a	4.74 a	7.77 a	0.57 a	1.65 a	3.93 a	5.81 a	9.66 a	0.37 a	1.13 a	2.62 a	3.88 a	6.54 a
	24			1.93 c	3.62 b	6.55 a		0.82 a	3.11 a	4.98 a	8.8 a		0.43 a	2.01 a	3.27 a	6.01 a
10	12	0.15 d	1.07 c	2.94 a	4.54 a	7.33 a	0.69 a	1.74 a	3.94 a	5.85 a	9.7 a	0.47 a	1.22 a	2.69 a	3.94 a	6.59 a
	16		0.43 d	2.29 c	3.86 b	6.59 a	0.16 b	1.22 a	3.43 a	5.33 a	9.15 a	0.04 b	0.79 a	2.31 a	3.56 a	6.25 a
	24			1.13 d	2.64 d	5.25 b		0.26 c	2.46 b	4.32 a	8.09 a			1.57 b	2.82 a	5.59 a
12	12		0.2 e	1.73 d	3.01 c	5.21 b		0.99 b	3.01 a	4.77 a	8.67 a		0.63 b	2.13 a	3.36 a	6.05 a
	16			1.03 e	2.27 d	4.4 c		0.34 d	2.35 c	4.07 b	7.88 a		0.06 c	1.6 b	2.82 a	5.55 a
	24				1 e	2.97 e			1.16 d	2.8 d	6.43 b			0.63 d	1.82 c	4.62 b
14	12			0.79 e	1.76 e	3.44 d		0.26 d	2.05 d	3.59 c	6.96 a		0.01 d	1.5 c	2.68 b	5.36 a
	16			0.12 f	1.06 e	2.65 e			1.31 e	2.79 d	6.03 c			0.85 d	2 d	4.71 b
	24					1.29 f				1.38 e	4.39 d				0.77 e	3.5 d
16	12			0.14 f	0.89 f	2.17 e			1.19 e	2.48 d	5.29 c			0.85 e	1.95 d	4.57 c
	16				0.24 f	1.43 f			0.42 f	1.65 e	4.31 d			0.11 e	1.16 e	3.77 d
	24					0.17 f				0.2 f	2.62 e					2.35 e

40 psf Lateral Load																
Wall Height (ft)	Spacing (in.) o.c.	600S162-(mils)					600S200-(mils)					800S137-(mils)				
		33 ksi		50 ksi			33 ksi		50 ksi			33 ksi		50 ksi		
		33	43	54	68	97	33	43	54	68	97	33	43	54	68	97
8	12	1.47 a	2.53 a	4.79 a	6.65 a	10.62 a	1.88 a	3.27 a	6.42 a	9 a	14.67 a	1.14 a*	1.88 a	3.12 a	4.32 a	6.83 a
	16	1.12 a	2.2 a	4.48 a	6.35 a	10.33 a	1.52 a	2.88 a	6.03 a	8.63 a	14.3 a	0.92 a*	1.67 a	2.96 a	4.16 a	6.68 a
	24	0.45 a	1.58 a	3.89 a	5.77 a	9.75 a	0.81 a	2.13 a	5.27 a	7.92 a	13.58 a	0.5 a*	1.26 a	2.62 a	3.84 a	6.37 a
9	12	1.18 a	2.25 a	4.52 a	6.38 a	10.35 a	1.56 a	2.91 a	5.98 a	8.54 a	14.12 a	0.96 a*	1.71 a	2.98 a	4.19 a	6.7 a
	16	0.75 a	1.85 a	4.13 a	6 a	9.97 a	1.12 a	2.43 a	5.49 a	8.08 a	13.65 a	0.69 a*	1.45 a	2.77 a	3.98 a	6.51 a
	24		1.07 a	3.38 a	5.26 a	9.22 a	0.27 a	1.51 a	4.55 a	7.18 a	12.73 a	0.16 a*	0.94 a	2.35 a	3.58 a	6.12 a
10	12	0.86 a	1.94 a	4.2 a	6.06 a	10.02 a	1.22 a	2.51 a	5.49 a	8.02 a	13.47 a	0.77 a*	1.52 a	2.83 a	4.03 a	6.55 a
	16	0.36 a	1.46 a	3.73 a	5.59 a	9.54 a	0.69 a	1.94 a	4.9 a	7.45 a	12.89 a	0.44 a*	1.2 a	2.56 a	3.78 a	6.31 a
	24		0.54 b	2.82 a	4.68 a	8.61 a		0.86 a	3.78 a	6.37 a	11.76 a		0.58 a	2.04 a	3.28 a	5.83 a
12	12	0.19 c	1.24 a	3.43 a	5.3 a	9.19 a	0.5 b	1.66 a	4.37 a	6.77 a	11.86 a	0.33 a*	1.09 a	2.46 a	3.67 a	6.2 a
	16		0.61 c	2.78 b	4.63 a	8.49 a		0.92 b	3.6 a	6.01 a	11.05 a		0.64 a	2.08 a	3.31 a	5.85 a
	24			1.59 d	3.39 c	7.17 a			2.19 c	4.6 b	9.52 a			1.35 a	2.59 a	5.15 a
14	12		0.52 d	2.5 c	4.21 a	8.09 a		0.79 c	3.19 b	5.39 a	9.97 a		0.59 a	2.02 a	3.24 a	5.77 a
	16				1.74 d	3.41 c			2.3 c	4.48 b	8.96 a		0.02 b	1.52 a	2.75 a	5.29 a
	24			0.38 e	1.95 d	5.51 c			0.71 e	2.85 d	7.15 c			0.57 c	1.8 b	4.35 a
16	12			1.6 d	3.09 c	6.44 b		0.01 d	2.09 d	4.03 c	8.01 a		0.06 c	1.53 b	2.74 a	5.25 a
	16			0.78 e	2.21 d	5.43 c			1.14 e	3.05 d	6.9 c			0.91 c	2.11 b	4.63 a
	24				0.67 e	3.65 e				1.32 e	4.94 d			0.95 d		3.44 c

See Combined Axial and Lateral Load Table Notes on page 33.

# Combined Axial and Lateral Load Tables



## 40 psf Lateral Load

Wall Height (ft)	Spacing (in.) o.c.	800S162-(mils)					800S200-(mils)				
		33 ksi		50 ksi			33 ksi		50 ksi		
		33	43	54	68	97	33	43	54	68	97
8	12	1.71 a*	2.7 a	4.84 a	6.67 a	10.7 a	2.23 a*	3.71 a	6.99 a	9.6 a	15.33 a
	16	1.46 a*	2.45 a	4.62 a	6.45 a	10.49 a	1.96 a*	3.42 a	6.71 a	9.34 a	15.08 a
	24	0.95 a*	1.97 a	4.17 a	6.02 a	10.06 a	1.42 a*	2.85 a	6.15 a	8.83 a	14.59 a
9	12	1.5 a*	2.5 a	4.65 a	6.49 a	10.51 a	2.01 a*	3.47 a	6.75 a	9.38 a	15.11 a
	16	1.18 a*	2.19 a	4.37 a	6.21 a	10.24 a	1.66 a*	3.11 a	6.39 a	9.05 a	14.79 a
	24	0.55 a*	1.57 a	3.8 a	5.66 a	9.69 a	0.98 a*	2.39 a	5.68 a	8.39 a	14.16 a
10	12	1.27 a*	2.27 a	4.44 a	6.27 a	10.3 a	1.75 a*	3.2 a	6.47 a	9.12 a	14.86 a
	16	0.88 a*	1.89 a	4.08 a	5.93 a	9.96 a	1.33 a*	2.75 a	6.02 a	8.71 a	14.46 a
	24	0.11 a*	1.14 a	3.39 a	5.24 a	9.28 a	0.51 a*	1.88 a	5.14 a	7.89 a	13.67 a
12	12	0.74 a*	1.74 a	3.93 a	5.76 a	9.78 a	1.17 a*	2.57 a	5.81 a	8.49 a	14.23 a
	16	0.2 a*	1.21 a	3.42 a	5.26 a	9.28 a	0.59 a*	1.94 a	5.16 a	7.89 a	13.63 a
	24		0.18 a	2.45 a	4.29 a	8.29 a		0.74 a	3.92 a	6.72 a	12.47 a
14	12	0.15 b*	1.14 a	3.32 a	5.14 a	9.13 a	0.52 a*	1.83 a	4.94 a	7.66 a	13.41 a
	16		0.45 b	2.65 a	4.47 a	8.43 a		1.03 a	4.1 a	6.85 a	12.58 a
	24			1.39 c	3.19 a	7.1 a			2.52 b	5.31 a	11 a
16	12		0.49 b	2.63 a	4.42 a	8.34 a		1.03 a	3.91 a	6.52 a	12.09 a
	16			1.81 c	3.57 a	7.44 a		0.09 c	2.91 b	5.53 a	11.04 a
	24			0.29 d	2 c	5.75 b			1.09 d	3.71 c	9.08 a

See Combined Axial and Lateral Load Table Notes on page 33.

# Combined Axial and Lateral Load Tables



50 psf Lateral Load															
Wall Height (ft)	Spacing (in.) o.c.	350S162-(mils)					362S137-(mils)				362S162-(mils)				
		33 ksi		50 ksi			33 ksi		50 ksi		33 ksi		50 ksi		
		33	43	54	68	97	33	43	54	68	33	43	54	68	97
8	12	0.09 d	0.76 c	2.3 b	3.38 a	5.54 a		0.49 c	1.81 b	2.78 a	0.16 c	0.86 b	2.48 a	3.66 a	5.96 a
	16		0.21 d	1.78 c	2.83 b	4.92 a			1.33 c	2.27 b		0.31 d	1.96 c	3.1 b	5.33 a
	24			0.83 e	1.84 d	3.78 c			0.46 e	1.33 d			0.99 d	2.08 d	4.17 b
9	12		0.29 d	1.71 c	2.68 b	4.58 a		0.07 d	1.32 d	2.18 c		0.39 d	1.89 c	2.94 b	4.99 a
	16			1.14 d	2.08 d	3.89 b			0.78 e	1.61 d			1.31 d	2.32 c	4.28 b
	24			0.14 e	1 e	2.65 d				0.59 e			0.27 e	1.21 e	3.01 d
10	12			1.17 d	2.02 d	3.66 c			0.85 e	1.61 d			1.34 d	2.26 c	4.04 b
	16			0.58 e	1.39 e	2.93 d			0.29 e	1.01 e			0.72 e	1.61 d	3.29 c
	24				0.29 f	1.66 e								0.45 e	1.96 e
12	12			0.32 f	0.94 e	2.11 e			0.1 f	0.66 e			0.43 f	1.11 e	2.4 d
	16				0.32 f	1.39 e				0.06 f				0.46 f	1.65 e
	24					0.16 f									0.34 f
14	12				0.21 f	1.04 f				0.01 f				0.32 f	1.24 f
	16					0.37 f									0.53 f
	24														
16	12					0.34 f									0.47 f
	16														
	24														

50 psf Lateral Load															
Wall Height (ft)	Spacing (in.) o.c.	362S200-(mils)					400S137-(mils)				400S162-(mils)				
		33 ksi		50 ksi			33 ksi		50 ksi		33 ksi		50 ksi		
		33	43	54	68	97	33	43	54	68	33	43	54	68	97
8	12	0.37 c	1.33 a	3.26 a	4.79 a	7.56 a	0.1 c	0.72 b	2.19 a	3.39 a	0.37 b	1.15 a	2.98 a	4.45 a	7.19 a
	16		0.72 c	2.65 b	4.18 a	6.91 a		0.21 c	1.71 b	2.87 a		0.59 c	2.45 a	3.87 a	6.55 a
	24			1.54 d	3.06 c	5.69 a			0.82 d	1.9 c			1.46 c	2.81 c	5.35 a
9	12		0.78 c	2.54 b	3.93 a	6.43 a		0.29 d	1.7 c	2.82 b		0.66 c	2.39 b	3.73 a	6.22 a
	16		0.1 d	1.86 d	3.25 c	5.68 a			1.15 d	2.21 c		0.04 d	1.78 c	3.07 b	5.48 a
	24			0.67 e	2.02 d	4.33 c			0.15 e	1.11 e			0.68 e	1.87 d	4.12 c
10	12		0.27 d	1.86 d	3.1 c	5.32 a			1.22 d	2.21 c		0.2 d	1.81 c	3.01 b	5.23 a
	16			1.15 e	2.38 d	4.52 c			0.62 e	1.55 d			1.15 d	2.29 d	4.41 b
	24				1.11 e	3.09 d				0.37 e				1 e	2.95 d
12	12			0.74 e	1.7 e	3.36 d			0.37 e	1.11 e			0.78 e	1.69 e	3.39 d
	16			0.05 f	0.98 e	2.55 e				0.41 f			0.09 f	0.93 e	2.52 e
	24					1.13 f									1.01 f
14	12				0.72 f	1.94 e				0.28 f			0.03 f	0.7 f	1.94 e
	16				0.05 f	1.17 f									1.11 f
	24														
16	12				0.08 f	0.98 f								0.02 f	0.94 f
	16					0.27 f									0.17 f
	24														

See Combined Axial and Lateral Load Table Notes on page 33.

# Combined Axial and Lateral Load Tables



## 50 psf Lateral Load

Wall Height (ft)	Spacing (in.) o.c.	400S200-(mils)					550S162-(mils)					600S137-(mils)				
		33 ksi		50 ksi			33 ksi		50 ksi			33 ksi		50 ksi		
		33	43	54	68	97	33	43	54	68	97	33	43	54	68	97
8	12	0.6 b	1.67 a	3.89 a	5.75 a	9.06 a	1.07 a	2.14 a	4.44 a	6.3 a	10.17 a	0.75 a	1.51 a	2.96 a	4.22 a	6.85 a
	16	0.03 c	1.07 b	3.27 a	5.12 a	8.39 a	0.61 a	1.71 a	4.02 a	5.89 a	9.75 a	0.39 a	1.16 a	2.66 a	3.92 a	6.58 a
	24			2.13 c	3.95 b	7.14 a		0.88 a	3.21 a	5.08 a	8.93 a		0.47 a	2.06 a	3.33 a	6.07 a
9	12	0.14 c	1.12 b	3.16 a	4.89 a	7.93 a	0.69 a	1.76 a	4.04 a	5.91 a	9.76 a	0.46 a	1.21 a	2.7 a	3.96 a	6.61 a
	16		0.43 c	2.46 c	4.17 a	7.15 a	0.14 b	1.23 a	3.52 a	5.39 a	9.23 a	0.02 b	0.78 a	2.31 a	3.57 a	6.28 a
	24			1.19 d	2.84 c	5.7 b		0.23 c	2.52 b	4.38 a	8.19 a			1.57 a	2.83 a	5.62 a
10	12		0.59 d	2.45 c	4.03 b	6.77 a	0.29 b	1.35 a	3.56 a	5.46 a	9.28 a	0.14 b	0.89 a	2.4 a	3.65 a	6.34 a
	16			1.69 d	3.23 c	5.9 a		0.73 b	2.94 a	4.82 a	8.61 a		0.37 b	1.94 a	3.19 a	5.92 a
	24			0.35 e	1.82 e	4.33 c			1.78 c	3.61 b	7.34 a			1.04 c	2.29 b	5.11 a
12	12			1.2 e	2.45 d	4.59 c		0.5 c	2.51 b	4.24 a	8.07 a		0.2 c	1.73 b	2.96 a	5.68 a
	16			0.41 e	1.61 e	3.66 d			1.74 d	3.42 c	7.13 a			1.1 c	2.31 b	5.08 a
	24				0.16 f	2.03 e			0.35 e	1.93 d	5.43 c				1.12 d	3.95 c
14	12			0.28 f	1.23 e	2.84 e			1.49 d	2.98 d	6.26 b			1 d	2.17 c	4.87 b
	16				0.43 f	1.94 e			0.63 e	2.06 e	5.18 d			0.24 e	1.37 d	4.09 c
	24					0.4 f				0.44 f	3.29 e				2.67 e	
16	12				0.39 f	1.6 f			0.6 e	1.85 e	4.55 d			0.28 e	1.35 e	3.96 d
	16					0.77 f				0.89 f	3.43 e			0.44 e	3.03 e	
	24									1.52 f					1.39 f	

## 50 psf Lateral Load

Wall Height (ft)	Spacing (in.) o.c.	600S162-(mils)					600S200-(mils)					800S137-(mils)				
		33 ksi		50 ksi			33 ksi		50 ksi			33 ksi		50 ksi		
		33	43	54	68	97	33	43	54	68	97	33	43	54	68	97
8	12	1.21 a	2.28 a	4.56 a	6.43 a	10.4 a	1.6 a	2.98 a	6.12 a	8.72 a	14.4 a	0.98 a*	1.72 a	3 a	4.2 a	6.72 a
	16	0.78 a	1.89 a	4.18 a	6.06 a	10.04 a	1.16 a	2.5 a	5.64 a	8.27 a	13.94 a	0.71 a*	1.47 a	2.79 a	4 a	6.53 a
	24		1.12 a	3.45 a	5.34 a	9.32 a	0.3 a	1.58 a	4.71 a	7.39 a	13.05 a	0.18 a*	0.96 a	2.37 a	3.6 a	6.15 a
9	12	0.86 a	1.95 a	4.22 a	6.09 a	10.06 a	1.23 a	2.55 a	5.62 a	8.19 a	13.77 a	0.76 a*	1.51 a	2.82 a	4.03 a	6.55 a
	16	0.34 a	1.46 a	3.75 a	5.62 a	9.59 a	0.69 a	1.97 a	5.02 a	7.63 a	13.19 a	0.43 a*	1.19 a	2.56 a	3.78 a	6.31 a
	24		0.52 b	2.84 a	4.72 a	8.68 a		0.85 a	3.87 a	6.53 a	12.06 a		0.56 a	2.04 a	3.27 a	5.83 a
10	12	0.48 a	1.58 a	3.84 a	5.71 a	9.66 a	0.82 a	2.08 a	5.05 a	7.59 a	13.03 a	0.52 a*	1.28 a	2.63 a	3.84 a	6.37 a
	16		0.99 a	3.27 a	5.13 a	9.07 a	0.19 b	1.39 a	4.33 a	6.9 a	12.32 a	0.11 a*	0.89 a	2.3 a	3.53 a	6.07 a
	24			2.17 b	4.03 a	7.94 a		0.1 b	2.99 a	5.59 a	10.94 a		0.12 a	1.66 a	2.91 a	5.48 a
12	12		0.76 b	2.94 a	4.79 a	8.66 a		1.1 b	3.79 a	6.2 a	11.25 a		0.75 a	2.17 a	3.4 a	5.94 a
	16		0.01 d	2.17 c	4 b	7.82 a		0.23 c	2.88 b	5.29 a	10.27 a		0.21 a	1.71 a	2.95 a	5.5 a
	24			0.77 d	2.53 d	6.25 b			1.22 d	3.62 c	8.45 a			0.82 b	2.07 a	4.64 a
14	12			1.92 d	3.6 c	7.39 a		0.15 d	2.52 c	4.7 b	9.21 a		0.16 b	1.65 a	2.87 a	5.41 a
	16			1.03 e	2.66 d	6.32 c			1.48 d	3.64 c	8.03 b			1.04 b	2.27 a	4.81 a
	24				0.97 e	4.39 d				1.75 e	5.91 d				1.12 c	3.67 b
16	12			0.98 e	2.42 d	5.67 c			1.37 d	3.28 d	7.16 b			1.06 c	2.27 b	4.78 a
	16			0.04 f	1.41 e	4.5 d			0.28 e	2.15 e	5.88 d			0.32 d	1.52 c	4.02 b
	24					2.47 e				0.18 f	3.64 e			0.12 e	2.59 d	

See Combined Axial and Lateral Load Table Notes on page 33.



# Combined Axial and Lateral Load Tables



50 psf Lateral Load											
Wall Height (ft)	Spacing (in.) o.c.	800S162-(mils)					800S200-(mils)				
		33 ksi		50 ksi			33 ksi		50 ksi		
		33	43	54	68	97	33	43	54	68	97
8	12	1.52 a*	2.52 a	4.67 a	6.51 a	10.54 a	2.03 a*	3.49 a	6.78 a	9.41 a	15.14 a
	16	1.2 a*	2.21 a	4.39 a	6.24 a	10.27 a	1.69 a*	3.14 a	6.43 a	9.09 a	14.84 a
	24	0.58 a*	1.61 a	3.84 a	5.7 a	9.74 a	1.01 a*	2.43 a	5.73 a	8.45 a	14.22 a
9	12	1.26 a*	2.26 a	4.44 a	6.28 a	10.31 a	1.75 a*	3.2 a	6.48 a	9.13 a	14.87 a
	16	0.86 a*	1.88 a	4.08 a	5.93 a	9.97 a	1.32 a*	2.75 a	6.03 a	8.72 a	14.48 a
	24	0.09 a*	1.12 a	3.39 a	5.25 a	9.29 a	0.48 a*	1.86 a	5.15 a	7.9 a	13.69 a
10	12	0.97 a*	1.98 a	4.17 a	6.01 a	10.04 a	1.43 a*	2.86 a	6.13 a	8.81 a	14.56 a
	16	0.49 a*	1.51 a	3.73 a	5.58 a	9.62 a	0.91 a*	2.31 a	5.58 a	8.3 a	14.06 a
	24		0.59 a	2.88 a	4.74 a	8.77 a		1.24 a	4.5 a	7.29 a	13.08 a
12	12	0.33 a*	1.34 a	3.55 a	5.39 a	9.4 a	0.73 a*	2.1 a	5.32 a	8.04 a	13.78 a
	16		0.69 a	2.93 a	4.77 a	8.78 a	0.02 a*	1.33 a	4.53 a	7.3 a	13.05 a
	24			1.74 a	3.58 a	7.56 a			3.03 a	5.87 a	11.62 a
14	12		0.62 a	2.82 a	4.64 a	8.6 a		1.22 a	4.3 a	7.05 a	12.79 a
	16			2.01 b	3.82 a	7.76 a		0.26 b	3.29 a	6.07 a	11.78 a
	24			0.5 d	2.27 c	6.14 a			1.42 c	4.22 b	9.86 a
16	12			2.01 b	3.78 a	7.66 a		0.32 c	3.15 a	5.77 a	11.3 a
	16			1.03 d	2.77 c	6.57 a			1.97 c	4.6 b	10.04 a
	24				0.91 d	4.57 c			2.45 d	7.71 b	

See Combined Axial and Lateral Load Table Notes on page 33.

## Allowable Floor Joist Span Table Notes

1. Spans are based on continuous support of compression flange over the full length of the joist.
2. End shear and web crippling capacity have not been reduced for punchouts.
3. Calculated allowable properties are based on AISI S100-16, "North American Specification for Design of Cold-Formed Steel Structural Members."
4. For two equal spans, the listed span is the center-to-center distance from either end to the center support, with the joist continuous over the center support.
5. Joists must be braced against rotation at all supports.
6. End web crippling check is based on 3.5 inch end bearing. Joist flanges must be fastened to the support.
7. Shear capacity at mid-span support has been reduced for the presence of punchouts adjacent to the support. Mid-span combined bending and shear check based on stiffened web.
8. Deflection checks are computed using unbalanced loads for the two equal span condition.
9. Total load deflection limited to  $L/240$ . Live load deflection limit as noted.
10. "e" indicates that web stiffeners are required at the end supports only.
11. "i" indicates that web stiffeners are required at the interior supports only.
12. "a" indicates that web stiffeners are required at all the supports.
13. Allowable flexural strength values in the tables are based on the minimum of local, distortional, and lateral-torsional buckling. Distortional buckling strength is based on a  $k\phi = 0$ . Higher values may be obtained when sheathing is applied to the walls resulting in a higher  $k\phi$  value.

# Floor Joist Span Tables



## 10 psf Dead Load and 20 psf Live Load

Member	Fy (ksi)	Live Load Deflection L/360						Live Load Deflection L/480					
		Single Span			Two Equal Spans			Single Span			Two Equal Spans		
		Spacing (in) o.c.			Spacing (in) o.c.			Spacing (in) o.c.			Spacing (in) o.c.		
		12	16	24	12	16	24	12	16	24	12	16	24
600S162-33	33	14' 6"	12' 7" e	10' 3" e	14' 6" i	12' 7" i	10' 3" a	14' 4"	12' 7" e	10' 3" e	14' 6" i	12' 7" i	10' 3" a
600S200-33	33	15' 6"	13' 5" e	10' 11" e	15' 6" i	13' 5" i	10' 11" a	15' 0"	13' 5" e	10' 11" e	15' 6" i	13' 5" i	10' 11" a
600S162-43	33	17' 2"	15' 6"	12' 8"	17' 11" i	15' 6" i	12' 8" i	15' 7"	14' 2"	12' 5"	17' 6" i	15' 6" i	12' 8" i
600S200-43	33	18' 0"	16' 0"	13' 1"	18' 6" i	16' 0" i	13' 1" i	16' 5"	14' 11"	13' 0"	18' 5" i	16' 0" i	13' 1" i
600S250-43	33	18' 11"	16' 5"	13' 5" e	19' 0" i	16' 5" i	13' 5" i	17' 2"	15' 7"	13' 5" e	19' 0" i	16' 5" i	13' 5" i
600S162-54	50	18' 5"	16' 9"	14' 7"	20' 8"	18' 9" i	16' 5" i	16' 9"	15' 2"	13' 3"	18' 9"	17' 1"	14' 11" i
600S200-54	50	19' 4"	17' 7"	15' 4"	21' 9"	19' 9" i	17' 3" i	17' 7"	16' 0"	14' 0"	19' 9"	17' 11"	15' 8" i
600S250-54	50	20' 2"	18' 4"	16' 0"	22' 8"	20' 7" i	17' 10" i	18' 4"	16' 8"	14' 7"	20' 7"	18' 9"	16' 4" i
600S162-68	50	19' 9"	17' 11"	15' 8"	22' 2"	20' 2"	17' 7"	17' 11"	16' 4"	14' 3"	20' 2"	18' 4"	16' 0"
600S200-68	50	20' 9"	18' 10"	16' 6"	23' 4"	21' 2"	18' 6"	18' 10"	17' 2"	15' 0"	21' 2"	19' 3"	16' 10"
600S250-68	50	21' 9"	19' 9"	17' 3"	24' 5"	22' 3"	19' 5" i	19' 9"	18' 0"	15' 8"	22' 3"	20' 2"	17' 8"
600S162-97	50	21' 11"	19' 11"	17' 4"	24' 7"	22' 4"	19' 6"	19' 11"	18' 1"	15' 9"	22' 4"	20' 3"	17' 9"
600S200-97	50	23' 1"	20' 11"	18' 4"	25' 11"	23' 6"	20' 7"	20' 11"	19' 0"	16' 8"	23' 6"	21' 4"	18' 8"
600S250-97	50	24' 3"	22' 0"	19' 3"	27' 2"	24' 8"	21' 7"	22' 0"	20' 0"	17' 6"	24' 8"	22' 5"	19' 7"
600S162-118	50	23' 1"	21' 0"	18' 4"	25' 11"	23' 7"	20' 7"	21' 0"	19' 1"	16' 8"	23' 7"	21' 5"	18' 9"
600S200-118	50	24' 5"	22' 2"	19' 4"	27' 5"	24' 11"	21' 9"	22' 2"	20' 2"	17' 7"	24' 11"	22' 7"	19' 9"
600S250-118	50	25' 8"	23' 4"	20' 4"	28' 9"	26' 2"	22' 10"	23' 4"	21' 2"	18' 6"	26' 2"	23' 9"	20' 9"
800S162-33	33	16' 9" e	14' 6" e	11' 10" e	16' 9" a	14' 0" a	10' 6" a	16' 9" e	14' 6" e	11' 10" e	16' 9" a	14' 0" a	10' 6" a
800S200-33	33	18' 0" e	15' 7" e	12' 8" e	17' 10" a	14' 7" a	10' 10" a	18' 0" e	15' 7" e	12' 8" e	17' 10" a	14' 7" a	10' 10" a
800S162-43	33	20' 2"	17' 6"	14' 3" e	20' 2" i	17' 6" i	14' 3" i	19' 6"	17' 6"	14' 3" e	20' 2" i	17' 6" i	14' 3" i
800S200-43	33	21' 7"	18' 8"	15' 3" e	21' 7" i	18' 8" i	15' 3" a	20' 7"	18' 8"	15' 3" e	21' 7" i	18' 8" i	15' 3" a
800S250-43	33	22' 2"	19' 2" e	15' 8" e	22' 2" i	19' 2" i	15' 8" a	21' 5"	19' 2" e	15' 8" e	22' 2" i	19' 2" i	15' 8" a
800S162-54	50	23' 1"	20' 11"	18' 3"	25' 10" i	23' 5" i	19' 1" i	20' 11"	19' 0"	16' 7"	23' 6"	21' 4" i	18' 8" i
800S200-54	50	24' 4"	22' 1"	19' 4"	27' 3" i	24' 10" i	20' 5" i	22' 1"	20' 1"	17' 6"	24' 10" i	22' 6" i	18' 8" i
800S250-54	50	25' 3"	22' 11"	20' 1"	28' 4" i	25' 7" i	20' 10" i	22' 11"	20' 10"	18' 3"	25' 9"	23' 5" i	20' 5" i
800S162-68	50	24' 11"	22' 8"	19' 9"	28' 0"	25' 5" i	22' 2" i	22' 8"	20' 7"	18' 0"	25' 5"	23' 1"	20' 2" i
800S200-68	50	26' 1"	23' 9"	20' 9"	29' 4"	26' 8"	23' 3" i	23' 9"	21' 7"	18' 10"	26' 8"	24' 2"	21' 2"
800S250-68	50	27' 3"	24' 9"	21' 7"	30' 7"	27' 9" i	24' 3" i	24' 9"	22' 6"	19' 8"	27' 9"	25' 3"	22' 1" i
800S162-97	50	27' 8"	25' 2"	22' 0"	31' 1"	28' 3"	24' 8"	25' 2"	22' 10"	20' 0"	28' 3"	25' 8"	22' 5"
800S200-97	50	29' 0"	26' 5"	23' 1"	32' 7"	29' 7"	25' 11"	26' 5"	24' 0"	20' 11"	29' 7"	26' 11"	23' 6"
800S250-97	50	30' 4"	27' 7"	24' 1"	34' 1"	30' 11"	27' 1"	27' 7"	25' 1"	21' 11"	30' 11"	28' 2"	24' 7"
800S162-118	50	29' 4"	26' 7"	23' 3"	32' 11"	29' 11"	26' 1"	26' 7"	24' 2"	21' 2"	29' 11"	27' 2"	23' 9"
800S200-118	50	30' 9"	27' 11"	24' 5"	34' 6"	31' 5"	27' 5"	27' 11"	25' 5"	22' 2"	31' 5"	28' 6"	24' 11"
800S250-118	50	32' 2"	29' 3"	25' 6"	36' 1"	32' 10"	28' 8"	29' 3"	26' 7"	23' 2"	32' 10"	29' 10"	26' 1"
1000S162-43	33	22' 4" e	19' 4" e	15' 10" e	22' 4" a	19' 4" a	15' 9" a	22' 4" e	19' 4" e	15' 10" e	22' 4" a	19' 4" a	15' 9" a
1000S200-43	33	24' 1" e	20' 11" e	17' 1" e	24' 1" a	20' 11" a	16' 6" a	24' 1" e	20' 11" e	17' 1" e	24' 1" a	20' 11" a	16' 6" a
1000S250-43	33	24' 10" e	21' 6" e	17' 6" e	24' 10" a	21' 6" a	16' 9" a	24' 10" e	21' 6" e	17' 6" e	24' 10" a	21' 6" a	16' 9" a
1000S162-54	50	27' 5"	24' 10"	21' 2"	30' 0" i	25' 11" i	21' 2" i	24' 10"	22' 7"	19' 9"	27' 11" i	25' 4" i	21' 2" i
1000S200-54	50	28' 8"	26' 0"	22' 9"	32' 2" i	27' 11" i	22' 9" i	26' 0"	23' 8"	20' 8"	29' 3" i	26' 7" i	22' 9" i
1000S250-54	50	30' 3"	27' 6"	23' 5"	33' 1" i	28' 8" i	23' 5" i	27' 6"	25' 0"	21' 10"	30' 10" i	28' 0" i	23' 5" i
1000S162-68	50	29' 8"	27' 0"	23' 7"	33' 4" i	30' 3" i	25' 0" i	27' 0"	24' 6"	21' 5"	30' 3"	27' 6" i	24' 0" i
1000S200-68	50	31' 0"	28' 2"	24' 7"	34' 10" i	31' 8" i	26' 9" i	28' 2"	25' 7"	22' 4"	31' 8"	28' 9"	25' 1" i
1000S250-68	50	32' 6"	29' 7"	25' 10"	36' 6" i	33' 2" i	27' 6" i	29' 7"	26' 10"	23' 5"	33' 2"	30' 2" i	26' 4" i
1000S162-97	50	33' 4"	30' 4"	26' 6"	37' 5"	34' 0"	29' 9"	30' 4"	27' 6"	24' 1"	34' 0"	30' 11"	27' 0"
1000S200-97	50	34' 10"	31' 8"	27' 8"	39' 1"	35' 6"	31' 0"	31' 8"	28' 9"	25' 1"	35' 6"	32' 3"	28' 2"
1000S250-97	50	36' 3"	32' 11"	28' 9"	40' 9"	37' 0"	32' 4"	32' 11"	29' 11"	26' 2"	37' 0"	33' 7"	29' 4"
1000S162-118	50	35' 4"	32' 1"	28' 0"	39' 8"	36' 0"	31' 6"	32' 1"	29' 2"	25' 6"	36' 0"	32' 9"	28' 7"
1000S200-118	50	36' 11"	33' 7"	29' 4"	41' 6"	37' 8"	32' 11"	33' 7"	30' 6"	26' 8"	37' 8"	34' 3"	29' 11"
1000S250-118	50	38' 6"	35' 0"	30' 7"	43' 2"	39' 3"	34' 4"	35' 0"	31' 9"	27' 9"	39' 3"	35' 8"	31' 2"
1200S162-54	50	31' 6" e	27' 11" e	22' 10" e	32' 3" a	27' 11" a	22' 10" a	28' 7" e	26' 0" e	22' 9" e	32' 2" a	27' 11" a	22' 10" a
1200S200-54	50	32' 11" e	29' 11" e	24' 8" e	34' 11" a	30' 3" a	24' 8" a	29' 11" e	27' 2" e	23' 9" e	33' 7" a	30' 3" a	24' 8" a
1200S250-54	50	34' 3" e	31' 2" e	25' 6" e	36' 0" a	31' 2" a	25' 6" a	31' 2" e	28' 4" e	24' 9" e	35' 0" a	31' 2" a	25' 6" a

See Allowable Floor Joist Span Table Notes on page 58.

# Floor Joist Span Tables



## 10 psf Dead Load and 20 psf Live Load

Member	F <sub>y</sub> (ksi)	Live Load Deflection L/360						Live Load Deflection L/480					
		Single Span			Two Equal Spans			Single Span			Two Equal Spans		
		Spacing (in) o.c.			Spacing (in) o.c.			Spacing (in) o.c.			Spacing (in) o.c.		
		12	16	24	12	16	24	12	16	24	12	16	24
1200S162-68	50	34' 3"	31' 1"	27' 1"	38' 4"	33' 3" i	27' 1" i	31' 1"	28' 3"	24' 8"	34' 11" i	31' 9" i	27' 1" i
1200S200-68	50	35' 9"	32' 5"	28' 4"	40' 1" i	35' 9" i	29' 2" i	32' 5"	29' 6"	25' 9"	36' 5"	33' 1" i	28' 11" i
1200S250-68	50	37' 3"	33' 10"	29' 6"	41' 9" i	36' 11" i	30' 1" i	33' 10"	30' 9"	26' 10"	37' 11" i	34' 6" i	30' 1" i
1200S162-97	50	38' 10"	35' 3"	30' 10"	43' 7"	39' 7"	34' 7" i	35' 3"	32' 0"	28' 0"	39' 7"	36' 0"	31' 5"
1200S200-97	50	40' 5"	36' 8"	32' 1"	45' 4"	41' 3"	36' 0" i	36' 8"	33' 4"	29' 2"	41' 3"	37' 5"	32' 9"
1200S250-97	50	42' 0"	38' 2"	33' 4"	47' 1"	42' 10"	37' 5" i	38' 2"	34' 8"	30' 3"	42' 10"	38' 11"	34' 0"
1200S162-118	50	41' 3"	37' 6"	32' 9"	46' 4"	42' 1"	36' 9"	37' 6"	34' 1"	29' 9"	42' 1"	38' 3"	33' 5"
1200S200-118	50	43' 0"	39' 1"	34' 1"	48' 3"	43' 10"	38' 4"	39' 1"	35' 6"	31' 0"	43' 10"	39' 10"	34' 10"
1200S250-118	50	44' 8"	40' 7"	35' 5"	50' 2"	45' 7"	39' 9"	40' 7"	36' 10"	32' 2"	45' 7"	41' 5"	36' 2"
1200S300-118	50	46' 1"	41' 10"	36' 7"	51' 9"	47' 0"	41' 1"	41' 10"	38' 0"	33' 3"	47' 0"	42' 8"	37' 4"
1200S350-118	50	48' 5"	44' 0"	38' 5"	54' 5"	49' 5"	43' 2"	44' 0"	40' 0"	34' 11"	49' 5"	44' 11"	39' 3"
1400S200-54	50	37' 0" e	32' 1" e	26' 2" e	37' 0" a	32' 1" a	24' 5" a	33' 8" e	30' 7" e	26' 2" e	37' 0" a	32' 1" a	24' 5" a
1400S250-54	50	38' 6" e	33' 4" e	27' 2" e	38' 6" a	33' 2" a	24' 11" a	35' 0" e	31' 10" e	27' 2" e	38' 6" a	33' 2" a	24' 11" a
1400S300-54	50	39' 1" e	34' 1" e	27' 10" e	39' 5" a	33' 8" a	25' 3" a	35' 6" e	32' 3" e	27' 10" e	39' 5" a	33' 8" a	25' 3" a
1400S350-54	50	41' 9" e	37' 11" e	31' 4" e	44' 2" a	36' 1" a	26' 10" a	37' 11" e	34' 6" e	30' 1" e	42' 7" a	36' 1" a	26' 10" a
1400S200-68	50	40' 3"	36' 7"	31' 1"	44' 0" i	38' 1" i	31' 1" i	36' 7"	33' 3"	29' 0"	41' 0" i	37' 3" i	31' 1" i
1400S250-68	50	41' 10"	38' 0"	32' 3"	45' 8" i	39' 7" i	32' 3" i	38' 0"	34' 7"	30' 2"	42' 8" i	38' 10" i	32' 3" i
1400S300-68	50	43' 0"	39' 0"	33' 1"	46' 9" i	40' 6" i	33' 1" i	39' 0"	35' 6"	31' 0"	43' 10" i	39' 10" i	33' 1" i
1400S350-68	50	46' 1"	41' 10"	36' 7"	51' 9" i	45' 2" i	36' 11" i	41' 10"	38' 0"	33' 3"	47' 0" i	42' 8" i	36' 11" i
1400S200-97	50	45' 8"	41' 6"	36' 3"	51' 3"	46' 7" i	40' 5" i	41' 6"	37' 8"	32' 11"	46' 7"	42' 4"	37' 0" i
1400S250-97	50	47' 4"	43' 0"	37' 7"	53' 2"	48' 4" i	41' 11" i	43' 0"	39' 1"	34' 2"	48' 4"	43' 11"	38' 4" i
1400S300-97	50	48' 10"	44' 4"	38' 9"	54' 10"	49' 10" i	42' 11" i	44' 4"	40' 4"	35' 2"	49' 10"	45' 3"	39' 6" i
1400S350-97	50	51' 6"	46' 9"	40' 11"	57' 10"	52' 6" i	45' 11" i	46' 9"	42' 6"	37' 2"	52' 6"	47' 9"	41' 8" i
1400S200-118	50	48' 11"	44' 5"	38' 10"	54' 11"	49' 11"	43' 7" i	44' 5"	40' 4"	35' 3"	49' 11"	45' 4"	39' 7"
1400S250-118	50	50' 8"	46' 0"	40' 3"	56' 11"	51' 8"	45' 2" i	46' 0"	41' 10"	36' 6"	51' 8"	46' 11"	41' 0"
1400S300-118	50	52' 4"	47' 7"	41' 6"	58' 9"	53' 5"	46' 8" i	47' 7"	43' 2"	37' 9"	53' 5"	48' 6"	42' 4"
1400S350-118	50	54' 9"	49' 9"	43' 6"	61' 6"	55' 10"	48' 10"	49' 9"	45' 3"	39' 6"	55' 10"	50' 9"	44' 4"
1600S200-68	50	44' 7" e	40' 1" e	32' 9" e	46' 3" a	40' 1" a	32' 9" a	40' 6" e	36' 10" e	32' 2" e	45' 6" a	40' 1" a	32' 9" a
1600S250-68	50	46' 4" e	41' 9" e	34' 1" e	48' 3" a	41' 9" a	34' 1" a	42' 1" e	38' 3" e	33' 5" e	47' 3" a	41' 9" a	34' 1" a
1600S300-68	50	47' 6" e	42' 11" e	35' 1" e	49' 7" a	42' 11" a	35' 1" a	43' 2" e	39' 3" e	34' 3" e	48' 6" a	42' 11" a	35' 1" a
1600S350-68	50	50' 1" e	45' 6" e	39' 4" e	55' 7" a	48' 2" a	39' 0" a	45' 6" e	41' 4" e	36' 1" e	51' 1" a	46' 5" a	39' 0" a
1600S200-97	50	50' 9"	46' 2"	40' 4"	57' 0" i	51' 10" i	42' 10" i	46' 2"	41' 11"	36' 7"	51' 10"	47' 1"	41' 1" i
1600S250-97	50	52' 7"	47' 9"	41' 9"	59' 1" i	53' 8" i	44' 7" i	47' 9"	43' 5"	37' 11"	53' 8"	48' 9"	42' 7" i
1600S300-97	50	54' 2"	49' 2"	43' 0"	60' 10" i	55' 3" i	45' 9" i	49' 2"	44' 8"	39' 1"	55' 3"	50' 2"	43' 10" i
1600S350-97	50	56' 9"	51' 7"	45' 1"	63' 9"	57' 11" i	50' 7" i	51' 7"	46' 10"	40' 11"	57' 11"	52' 7"	45' 11" i
1600S200-118	50	54' 6"	49' 6"	43' 3"	61' 2"	55' 7"	48' 7" i	49' 6"	45' 0"	39' 4"	55' 7"	50' 6"	44' 2"
1600S250-118	50	56' 4"	51' 2"	44' 9"	63' 3"	57' 6"	50' 3" i	51' 2"	46' 6"	40' 8"	57' 6"	52' 3"	45' 8"
1600S300-118	50	58' 2"	52' 10"	46' 2"	65' 3"	59' 4"	51' 10" i	52' 10"	48' 0"	41' 11"	59' 4"	53' 11"	47' 1"
1600S350-118	50	60' 9"	55' 2"	48' 2"	68' 2"	61' 11"	54' 2" i	55' 2"	50' 2"	43' 10"	61' 11"	56' 4"	49' 2"

See Allowable Floor Joist Span Table Notes on page 58.

# Floor Joist Span Tables



## 10 psf Dead Load and 30 psf Live Load

Member	Fy (ksi)	Live Load Deflection L/360						Live Load Deflection L/480					
		Single Span			Two Equal Spans			Single Span			Two Equal Spans		
		Spacing (in) o.c.			Spacing (in) o.c.			Spacing (in) o.c.			Spacing (in) o.c.		
		12	16	24	12	16	24	12	16	24	12	16	24
600S162-33	33	12' 7" e	10' 11" e	8' 11" e	12' 7" i	10' 11" a	8' 11" a	12' 6" e	10' 11" e	8' 11" e	12' 7" i	10' 11" a	8' 11" a
600S200-33	33	13' 5" e	11' 7" e	9' 6" e	13' 5" i	11' 7" a	9' 3" a	13' 1" e	11' 7" e	9' 6" e	13' 5" i	11' 7" a	9' 3" a
600S162-43	33	15' 0"	13' 5"	11' 0" e	15' 6" i	13' 5" i	11' 0" i	13' 8"	12' 5"	10' 10" e	15' 4" i	13' 5" i	11' 0" i
600S200-43	33	15' 9"	13' 10"	11' 4" e	16' 0" i	13' 10" i	11' 4" i	14' 4"	13' 0"	11' 4" e	16' 0" i	13' 10" i	11' 4" i
600S250-43	33	16' 5"	14' 3"	11' 7" e	16' 5" i	14' 3" i	11' 7" i	15' 0"	13' 7"	11' 7" e	16' 5" i	14' 3" i	11' 7" i
600S162-54	50	16' 1"	14' 7"	12' 9"	18' 1" i	16' 5" i	14' 4" i	14' 7"	13' 3"	11' 7"	16' 5" i	14' 11" i	13' 0" i
600S200-54	50	16' 11"	15' 4"	13' 5"	19' 0" i	17' 3" i	15' 1" i	15' 4"	14' 0"	12' 2"	17' 3" i	15' 8" i	13' 8" i
600S250-54	50	17' 8"	16' 0"	14' 0"	19' 10" i	18' 0" i	15' 6" i	16' 0"	14' 7"	12' 9"	18' 0" i	16' 4" i	14' 3" i
600S162-68	50	17' 3"	15' 8"	13' 8"	19' 4"	17' 7"	15' 4" i	15' 8"	14' 3"	12' 5"	17' 7"	16' 0"	14' 0"
600S200-68	50	18' 2"	16' 6"	14' 5"	20' 4"	18' 6"	16' 2" i	16' 6"	15' 0"	13' 1"	18' 6"	16' 10"	14' 8"
600S250-68	50	19' 0"	17' 3"	15' 1"	21' 4"	19' 5"	16' 11" i	17' 3"	15' 8"	13' 9"	19' 5"	17' 8"	15' 5"
600S162-97	50	19' 1"	17' 4"	15' 2"	21' 6"	19' 6"	17' 0"	17' 4"	15' 9"	13' 9"	19' 6"	17' 9"	15' 6"
600S200-97	50	20' 2"	18' 4"	16' 0"	22' 7"	20' 7"	17' 11"	18' 4"	16' 8"	14' 6"	20' 7"	18' 8"	16' 4"
600S250-97	50	21' 2"	19' 3"	16' 9"	23' 9"	21' 7"	18' 10"	19' 3"	17' 6"	15' 3"	21' 7"	19' 7"	17' 2"
600S162-118	50	20' 2"	18' 4"	16' 0"	22' 8"	20' 7"	18' 0"	18' 4"	16' 8"	14' 7"	20' 7"	18' 9"	16' 4"
600S200-118	50	21' 4"	19' 4"	16' 11"	23' 11"	21' 9"	19' 0"	19' 4"	17' 7"	15' 4"	21' 9"	19' 9"	17' 3"
600S250-118	50	22' 5"	20' 4"	17' 9"	25' 2"	22' 10"	20' 0"	20' 4"	18' 6"	16' 2"	22' 10"	20' 9"	18' 2"
600S162-33	33	12' 7" e	10' 11" e	8' 11" e	12' 7" i	10' 11" a	8' 11" a	12' 6" e	10' 11" e	8' 11" e	12' 7" i	10' 11" a	8' 11" a
600S200-33	33	13' 5" e	11' 7" e	9' 6" e	13' 5" i	11' 7" a	9' 3" a	13' 1" e	11' 7" e	9' 6" e	13' 5" i	11' 7" a	9' 3" a
600S162-43	33	15' 0"	13' 5"	11' 0" e	15' 6" i	13' 5" i	11' 0" i	13' 8"	12' 5"	10' 10" e	15' 4" i	13' 5" i	11' 0" i
600S200-43	33	15' 9"	13' 10"	11' 4" e	16' 0" i	13' 10" i	11' 4" i	14' 4"	13' 0"	11' 4" e	16' 0" i	13' 10" i	11' 4" i
600S250-43	33	16' 5"	14' 3"	11' 7" e	16' 5" i	14' 3" i	11' 7" i	15' 0"	13' 7"	11' 7" e	16' 5" i	14' 3" i	11' 7" i
600S162-54	50	16' 1"	14' 7"	12' 9"	18' 1" i	16' 5" i	14' 4" i	14' 7"	13' 3"	11' 7"	16' 5" i	14' 11" i	13' 0" i
600S200-54	50	16' 11"	15' 4"	13' 5"	19' 0" i	17' 3" i	15' 1" i	15' 4"	14' 0"	12' 2"	17' 3" i	15' 8" i	13' 8" i
600S250-54	50	17' 8"	16' 0"	14' 0"	19' 10" i	18' 0" i	15' 6" i	16' 0"	14' 7"	12' 9"	18' 0" i	16' 4" i	14' 3" i
600S162-68	50	17' 3"	15' 8"	13' 8"	19' 4"	17' 7"	15' 4" i	15' 8"	14' 3"	12' 5"	17' 7"	16' 0"	14' 0"
600S200-68	50	18' 2"	16' 6"	14' 5"	20' 4"	18' 6"	16' 2" i	16' 6"	15' 0"	13' 1"	18' 6"	16' 10"	14' 8"
600S250-68	50	19' 0"	17' 3"	15' 1"	21' 4"	19' 5"	16' 11" i	17' 3"	15' 8"	13' 9"	19' 5"	17' 8"	15' 5"
600S162-97	50	19' 1"	17' 4"	15' 2"	21' 6"	19' 6"	17' 0"	17' 4"	15' 9"	13' 9"	19' 6"	17' 9"	15' 6"
600S200-97	50	20' 2"	18' 4"	16' 0"	22' 7"	20' 7"	17' 11"	18' 4"	16' 8"	14' 6"	20' 7"	18' 8"	16' 4"
600S250-97	50	21' 2"	19' 3"	16' 9"	23' 9"	21' 7"	18' 10"	19' 3"	17' 6"	15' 3"	21' 7"	19' 7"	17' 2"
600S162-118	50	20' 2"	18' 4"	16' 0"	22' 8"	20' 7"	18' 0"	18' 4"	16' 8"	14' 7"	20' 7"	18' 9"	16' 4"
600S200-118	50	21' 4"	19' 4"	16' 11"	23' 11"	21' 9"	19' 0"	19' 4"	17' 7"	15' 4"	21' 9"	19' 9"	17' 3"
600S250-118	50	22' 5"	20' 4"	17' 9"	25' 2"	22' 10"	20' 0"	20' 4"	18' 6"	16' 2"	22' 10"	20' 9"	18' 2"

See Allowable Floor Joist Span Table Notes on page 58.

# Floor Joist Span Tables



## 10 psf Dead Load and 30 psf Live Load

Member	F <sub>y</sub> (ksi)	Live Load Deflection L/360						Live Load Deflection L/480					
		Single Span			Two Equal Spans			Single Span			Two Equal Spans		
		Spacing (in) o.c.			Spacing (in) o.c.			Spacing (in) o.c.			Spacing (in) o.c.		
		12	16	24	12	16	24	12	16	24	12	16	24
800S162-33	33	14' 6" e	12' 7" e	10' 3" e	14' 0" a	11' 5" a	8' 5" a	14' 6" e	12' 7" e	10' 3" e	14' 0" a	11' 5" a	8' 5" a
800S200-33	33	15' 7" e	13' 6" e	11' 0" e	14' 7" a	11' 10" a	8' 9" a	15' 7" e	13' 6" e	11' 0" e	14' 7" a	11' 10" a	8' 9" a
800S162-43	33	17' 6"	15' 2" e	12' 4" e	17' 6" i	15' 2" i	12' 4" a	17' 0"	15' 2" e	12' 4" e	17' 6" i	15' 2" i	12' 4" a
800S200-43	33	18' 8"	16' 2" e	13' 3" e	18' 8" i	16' 2" i	13' 3" a	18' 0"	16' 2" e	13' 3" e	18' 8" i	16' 2" i	13' 3" a
800S250-43	33	19' 2" e	16' 7" e	13' 7" e	19' 2" i	16' 7" i	13' 7" a	18' 9"	16' 7" e	13' 7" e	19' 2" i	16' 7" i	13' 7" a
800S162-54	50	20' 2"	18' 3"	16' 0"	22' 7" i	20' 3" i	16' 6" i	18' 3"	16' 7"	14' 6"	20' 6" i	18' 8" i	16' 4" i
800S200-54	50	21' 3"	19' 4"	16' 10"	23' 10" i	21' 7" i	17' 8" i	19' 4"	17' 6"	15' 4"	21' 8" i	19' 8" i	17' 2" i
800S250-54	50	22' 1"	20' 1"	17' 6"	24' 9" i	22' 1" i	18' 1" i	20' 1"	18' 3"	15' 11"	22' 6" i	20' 5" i	17' 10" i
800S162-68	50	21' 9"	19' 9"	17' 3"	24' 5"	22' 2" i	19' 5" i	19' 9"	18' 0"	15' 8"	22' 2"	20' 2"	17' 7" i
800S200-68	50	22' 10"	20' 9"	18' 1"	25' 7"	23' 3" i	20' 4" i	20' 9"	18' 10"	16' 5"	23' 3"	21' 2"	18' 6" i
800S250-68	50	23' 9"	21' 7"	18' 11"	26' 9"	24' 3" i	21' 2" i	21' 7"	19' 8"	17' 2"	24' 3"	22' 1"	19' 3" i
800S162-97	50	24' 2"	22' 0"	19' 2"	27' 2"	24' 8"	21' 7"	22' 0"	20' 0"	17' 5"	24' 8"	22' 5"	19' 7"
800S200-97	50	25' 4"	23' 1"	20' 2"	28' 6"	25' 11"	22' 7"	23' 1"	20' 11"	18' 4"	25' 11"	23' 6"	20' 6"
800S250-97	50	26' 6"	24' 1"	21' 1"	29' 9"	27' 1" i	23' 7"	24' 1"	21' 11"	19' 1"	27' 1"	24' 7"	21' 6"
800S162-118	50	25' 7"	23' 3"	20' 4"	28' 9"	26' 1" i	22' 10"	23' 3"	21' 2"	18' 5"	26' 1"	23' 9"	20' 9"
800S200-118	50	26' 10"	24' 5"	21' 4"	30' 2"	27' 5" i	23' 11"	24' 5"	22' 2"	19' 5"	27' 5"	24' 11"	21' 9"
800S250-118	50	28' 1"	25' 6"	22' 4"	31' 7"	28' 8" i	25' 1"	25' 6"	23' 2"	20' 3"	28' 8"	26' 1"	22' 9"
1000S162-43	33	19' 4" e	16' 9" e	13' 8" e	19' 4" a	16' 9" a	12' 10" a	19' 4" e	16' 9" e	13' 8" e	19' 4" a	16' 9" a	12' 10" a
1000S200-43	33	20' 11" e	18' 1" e	14' 9" e	20' 11" a	17' 10" a	13' 5" a	20' 11" e	18' 1" e	14' 9" e	20' 11" a	17' 10" a	13' 5" a
1000S250-43	33	21' 6" e	18' 7" e	15' 2" e	21' 6" a	18' 2" a	13' 7" a	21' 6" e	18' 7" e	15' 2" e	21' 6" a	18' 2" a	13' 7" a
1000S162-54	50	23' 11"	21' 9"	18' 4"	25' 11" i	22' 6" i	18' 4" i	21' 9"	19' 9"	17' 3"	24' 5" i	22' 2" i	18' 4" i
1000S200-54	50	25' 0"	22' 9"	19' 9"	27' 11" i	24' 2" i	19' 9" i	22' 9"	20' 8"	18' 1"	25' 6" i	23' 2" i	19' 9" i
1000S250-54	50	26' 5"	24' 0"	20' 3"	28' 8" i	24' 10" i	20' 3" i	24' 0"	21' 10"	19' 1"	26' 11" i	24' 6" i	20' 3" i
1000S162-68	50	25' 11"	23' 7"	20' 7"	29' 1" i	26' 6" i	21' 8" i	23' 7"	21' 5"	18' 8"	26' 6"	24' 0" i	21' 0" i
1000S200-68	50	27' 1"	24' 7"	21' 6"	30' 5" i	27' 8" i	23' 2" i	24' 7"	22' 4"	19' 7"	27' 8"	25' 1" i	21' 11" i
1000S250-68	50	28' 5"	25' 10"	22' 7"	31' 11" i	29' 0" i	23' 10" i	25' 10"	23' 5"	20' 6"	29' 0"	26' 4" i	23' 0" i
1000S162-97	50	29' 2"	26' 6"	23' 1"	32' 8"	29' 9"	26' 0" i	26' 6"	24' 1"	21' 0"	29' 9"	27' 0"	23' 7"
1000S200-97	50	30' 5"	27' 8"	24' 2"	34' 2"	31' 0"	27' 1" i	27' 8"	25' 1"	21' 11"	31' 0"	28' 2"	24' 8"
1000S250-97	50	31' 8"	28' 9"	25' 2"	35' 7"	32' 4"	28' 3" i	28' 9"	26' 2"	22' 10"	32' 4"	29' 4"	25' 8"
1000S162-118	50	30' 10"	28' 0"	24' 6"	34' 8"	31' 6"	27' 6"	28' 0"	25' 6"	22' 3"	31' 6"	28' 7"	25' 0"
1000S200-118	50	32' 3"	29' 4"	25' 7"	36' 3"	32' 11"	28' 9"	29' 4"	26' 8"	23' 3"	32' 11"	29' 11"	26' 1"
1000S250-118	50	33' 7"	30' 7"	26' 8"	37' 9"	34' 4"	30' 0"	30' 7"	27' 9"	24' 3"	34' 4"	31' 2"	27' 3"
1200S162-54	50	27' 6" e	24' 2" e	19' 9" e	27' 11" a	24' 2" a	19' 6" a	25' 0" e	22' 9" e	19' 9" e	27' 11" a	24' 2" a	19' 6" a
1200S200-54	50	28' 9" e	26' 2" e	21' 4" e	30' 3" a	26' 2" a	20' 6" a	26' 2" e	23' 9" e	20' 9" e	29' 4" a	26' 2" a	20' 6" a
1200S250-54	50	29' 11" e	27' 0" e	22' 1" e	31' 2" a	27' 0" a	20' 11" a	27' 3" e	24' 9" e	21' 7" e	30' 7" a	27' 0" a	20' 11" a
1200S162-68	50	29' 11"	27' 2"	23' 6"	33' 3" i	28' 9" i	23' 6" i	27' 2"	24' 8"	21' 7"	30' 6" i	27' 9" i	23' 6" i
1200S200-68	50	31' 2"	28' 4"	24' 9"	35' 0" i	30' 11" i	25' 3" i	28' 4"	25' 9"	22' 6"	31' 10" i	28' 11" i	25' 3" i
1200S250-68	50	32' 6"	29' 6"	25' 10"	36' 6" i	31' 11" i	26' 1" i	29' 6"	26' 10"	23' 5"	33' 2" i	30' 2" i	26' 1" i
1200S162-97	50	33' 11"	30' 10"	26' 11"	38' 1"	34' 7"	30' 2" i	30' 10"	28' 0"	24' 5"	34' 7"	31' 5"	27' 5" i
1200S200-97	50	35' 4"	32' 1"	28' 0"	39' 8"	36' 0"	31' 5" i	32' 1"	29' 2"	25' 5"	36' 0"	32' 9"	28' 7" i
1200S250-97	50	36' 8"	33' 4"	29' 1"	41' 2"	37' 5" i	32' 8" i	33' 4"	30' 3"	26' 5"	37' 5"	34' 0"	29' 8" i
1200S162-118	50	36' 1"	32' 9"	28' 7"	40' 6"	36' 9"	32' 1"	32' 9"	29' 9"	26' 0"	36' 9"	33' 5"	29' 2"
1200S200-118	50	37' 7"	34' 1"	29' 10"	42' 2"	38' 4"	33' 6"	34' 1"	31' 0"	27' 1"	38' 4"	34' 10"	30' 5"
1200S250-118	50	39' 0"	35' 5"	30' 11"	43' 9"	39' 9"	34' 9"	35' 5"	32' 2"	28' 2"	39' 9"	36' 2"	31' 7"
1200S300-118	50	40' 3"	36' 7"	31' 11"	45' 2"	41' 1"	35' 10"	36' 7"	33' 3"	29' 0"	41' 1"	37' 4"	32' 7"
1200S350-118	50	42' 4"	38' 5"	33' 7"	47' 6"	43' 2"	37' 8"	38' 5"	34' 11"	30' 6"	43' 2"	39' 3"	34' 3"

See Allowable Floor Joist Span Table Notes on page 58.

# Floor Joist Span Tables



## 10 psf Dead Load and 30 psf Live Load

Member	Fy (ksi)	Live Load Deflection L/360						Live Load Deflection L/480					
		Single Span			Two Equal Spans			Single Span			Two Equal Spans		
		Spacing (in) o.c.			Spacing (in) o.c.			Spacing (in) o.c.			Spacing (in) o.c.		
		12	16	24	12	16	24	12	16	24	12	16	24
1400S200-54	50	32' 1" e	27' 9" e	22' 8" e	32' 1" a	26' 6" a	19' 10" a	29' 5" e	26' 8" e	22' 8" e	32' 1" a	26' 6" a	19' 10" a
1400S250-54	50	33' 4" e	28' 10" e	23' 7" e	33' 2" a	27' 1" a	20' 2" a	30' 7" e	27' 9" e	23' 7" e	33' 2" a	27' 1" a	20' 2" a
1400S300-54	50	34' 1" e	29' 7" e	24' 2" e	33' 8" a	27' 6" a	20' 5" a	31' 0" e	28' 2" e	24' 2" e	33' 8" a	27' 6" a	20' 5" a
1400S350-54	50	36' 6" e	33' 2" e	27' 1" e	36' 1" a	29' 4" a	21' 7" a	33' 2" e	30' 1" e	26' 4" e	36' 1" a	29' 4" a	21' 7" a
1400S200-68	50	35' 2"	31' 11"	26' 11"	38' 1" i	33' 0" i	26' 11" i	31' 11"	29' 0"	25' 4"	35' 10" i	32' 7" i	26' 11" i
1400S250-68	50	36' 7"	33' 3"	28' 0"	39' 7" i	34' 3" i	28' 0" i	33' 3"	30' 2"	26' 4"	37' 4" i	33' 11" i	28' 0" i
1400S300-68	50	37' 6"	34' 1"	28' 7"	40' 6" i	35' 1" i	28' 7" i	34' 1"	31' 0"	27' 1"	38' 3" i	34' 9" i	28' 7" i
1400S350-68	50	40' 3"	36' 7"	31' 11" e	45' 2" i	39' 2" i	31' 11" i	36' 7"	33' 3"	29' 0"	41' 1" i	37' 3" i	31' 11" i
1400S200-97	50	39' 11"	36' 3"	31' 8"	44' 10"	40' 8" i	35' 0" i	36' 3"	32' 11"	28' 9"	40' 8"	37' 0"	32' 4" i
1400S250-97	50	41' 5"	37' 7"	32' 10"	46' 6"	42' 3" i	36' 3" i	37' 7"	34' 2"	29' 10"	42' 3"	38' 4"	33' 6" i
1400S300-97	50	42' 8"	38' 9"	33' 10"	47' 11"	43' 6" i	37' 2" i	38' 9"	35' 2"	30' 9"	43' 6"	39' 6"	34' 6" i
1400S350-97	50	45' 0"	40' 11"	35' 8"	50' 6"	45' 11" i	40' 1" i	40' 11"	37' 2"	32' 5"	45' 11"	41' 8"	36' 5" i
1400S200-118	50	42' 9"	38' 10"	33' 11"	48' 0"	43' 7"	38' 1" i	38' 10"	35' 3"	30' 10"	43' 7"	39' 7"	34' 7"
1400S250-118	50	44' 3"	40' 3"	35' 2"	49' 8"	45' 2"	39' 5" i	40' 3"	36' 6"	31' 11"	45' 2"	41' 0"	35' 10"
1400S300-118	50	45' 9"	41' 6"	36' 3"	51' 4"	46' 8"	40' 9" i	41' 6"	37' 9"	33' 0"	46' 8"	42' 4"	37' 0"
1400S350-118	50	47' 10"	43' 6"	38' 0"	53' 9"	48' 10"	42' 8" i	43' 6"	39' 6"	34' 6"	48' 10"	44' 4"	38' 9"
1600S200-68	50	38' 11" e	34' 8" e	28' 4" e	40' 1" a	34' 8" a	28' 4" a	35' 5" e	32' 2" e	28' 1" e	39' 9" a	34' 8" a	28' 4" a
1600S250-68	50	40' 6" e	36' 2" e	29' 6" e	41' 9" a	36' 2" a	29' 3" a	36' 9" e	33' 5" e	29' 2" e	41' 4" a	36' 2" a	29' 3" a
1600S300-68	50	41' 6" e	37' 2" e	30' 4" e	42' 11" a	37' 2" a	29' 9" a	37' 9" e	34' 3" e	29' 11" e	42' 4" a	37' 2" a	29' 9" a
1600S350-68	50	43' 9" e	39' 9" e	34' 0" e	48' 2" a	41' 8" a	31' 10" a	39' 9" e	36' 1" e	31' 7" e	44' 7" a	40' 6" a	31' 10" a
1600S200-97	50	44' 4"	40' 4"	35' 3"	49' 10" i	45' 3" i	37' 1" i	40' 4"	36' 7"	32' 0"	45' 3"	41' 1" i	35' 11" i
1600S250-97	50	45' 11"	41' 9"	36' 6"	51' 7" i	46' 10" i	38' 7" i	41' 9"	37' 11"	33' 2"	46' 10"	42' 7" i	37' 2" i
1600S300-97	50	47' 4"	43' 0"	37' 7"	53' 1" i	48' 3" i	39' 8" i	43' 0"	39' 1"	34' 1"	48' 3"	43' 10" i	38' 4" i
1600S350-97	50	49' 7"	45' 1"	39' 4"	55' 8" i	50' 7" i	43' 10" i	45' 1"	40' 11"	35' 9"	50' 7"	45' 11" i	40' 2" i
1600S200-118	50	47' 7"	43' 3"	37' 9"	53' 5"	48' 7"	42' 5" i	43' 3"	39' 4"	34' 4"	48' 7"	44' 2"	38' 7" i
1600S250-118	50	49' 3"	44' 9"	39' 1"	55' 3"	50' 3"	43' 10" i	44' 9"	40' 8"	35' 6"	50' 3"	45' 8"	39' 10" i
1600S300-118	50	50' 9"	46' 2"	40' 4"	57' 0"	51' 10" i	45' 3" i	46' 2"	41' 11"	36' 7"	51' 10"	47' 1"	41' 1" i
1600S350-118	50	53' 1"	48' 2"	42' 1"	59' 7"	54' 2"	47' 3" i	48' 2"	43' 10"	38' 3"	54' 2"	49' 2"	43' 0" i

See Allowable Floor Joist Span Table Notes on page 58.

# Floor Joist Span Tables



## 10 psf Dead Load and 40 psf Live Load

Member	Fy (ksi)	Live Load Deflection L/360						Live Load Deflection L/480					
		Single Span			Two Equal Spans			Single Span			Two Equal Spans		
		Spacing (in) o.c.			Spacing (in) o.c.			Spacing (in) o.c.			Spacing (in) o.c.		
		12	16	24	12	16	24	12	16	24	12	16	24
600S162-33	33	11' 3" e	9' 9" e	7' 11" e	11' 3" i	9' 9" a	7' 7" a	11' 3" e	9' 9" e	7' 11" e	11' 3" i	9' 9" a	7' 7" a
600S200-33	33	12' 0" e	10' 5" e	8' 6" e	12' 0" a	10' 5" a	7' 11" a	11' 11" e	10' 5" e	8' 6" e	12' 0" a	10' 5" a	7' 11" a
600S162-43	33	13' 8" e	12' 0" e	9' 10" e	13' 11" i	12' 0" i	9' 10" a	12' 5" e	11' 3" e	9' 10" e	13' 11" i	12' 0" i	9' 10" a
600S200-43	33	14' 4" e	12' 5" e	10' 2" e	14' 4" i	12' 5" i	10' 2" a	13' 0" e	11' 10" e	10' 2" e	14' 4" i	12' 5" i	10' 2" a
600S250-43	33	14' 8" e	12' 9" e	10' 5" e	14' 8" i	12' 9" i	10' 5" a	13' 7" e	12' 4" e	10' 5" e	14' 8" i	12' 9" i	10' 5" a
600S162-54	50	14' 7" e	13' 3" e	11' 7" e	16' 5" i	14' 11" i	13' 0" i	13' 3" e	12' 1" e	10' 7" e	14' 11" i	13' 7" i	11' 10" i
600S200-54	50	15' 4" e	14' 0" e	12' 2" e	17' 3" i	15' 8" i	13' 6" i	14' 0" e	12' 8" e	11' 1" e	15' 8" i	14' 3" i	12' 5" i
600S250-54	50	16' 0" e	14' 7" e	12' 9" e	18' 0" i	16' 4" i	13' 10" i	14' 7" e	13' 3" e	11' 7" e	16' 4" i	14' 10" i	13' 0" i
600S162-68	50	15' 8" e	14' 3" e	12' 5" e	17' 7" i	16' 0" i	14' 0" i	14' 3" e	12' 11" e	11' 4" e	16' 0" i	14' 6" i	12' 8" i
600S200-68	50	16' 6" e	15' 0" e	13' 1" e	18' 6" i	16' 10" i	14' 8" i	15' 0" e	13' 7" e	11' 11" e	16' 10" i	15' 3" i	13' 4" i
600S250-68	50	17' 3" e	15' 8" e	13' 9" e	19' 5" i	17' 8" i	15' 5" i	15' 8" e	14' 3" e	12' 6" e	17' 8" i	16' 0" i	14' 0" i
600S162-97	50	17' 4" e	15' 9" e	13' 9" e	19' 6" i	17' 9" i	15' 6" i	15' 9" e	14' 4" e	12' 6" e	17' 9" i	16' 1" i	14' 1" i
600S200-97	50	18' 4" e	16' 8" e	14' 6" e	20' 7" i	18' 8" i	16' 4" i	16' 8" e	15' 1" e	13' 2" e	18' 8" i	17' 0" i	14' 10" i
600S250-97	50	19' 3" e	17' 6" e	15' 3" e	21' 7" i	19' 7" i	17' 2" i	17' 6" e	15' 10" e	13' 10" e	19' 7" i	17' 10" i	15' 7" i
600S162-118	50	18' 4" e	16' 8" e	14' 7" e	20' 7" i	18' 9" i	16' 4" i	16' 8" e	15' 2" e	13' 3" e	18' 9" i	17' 0" i	14' 10" i
600S200-118	50	19' 4" e	17' 7" e	15' 4" e	21' 9" i	19' 9" i	17' 3" i	17' 7" e	16' 0" e	14' 0" e	19' 9" i	17' 11" i	15' 8" i
600S250-118	50	20' 4" e	18' 6" e	16' 2" e	22' 10" i	20' 9" i	18' 2" i	18' 6" e	16' 10" e	14' 8" e	20' 9" i	18' 10" i	16' 6" i
800S162-33	33	13' 0" e	11' 3" e	9' 2" e	11' 11" a	9' 8" a	7' 1" a	13' 0" e	11' 3" e	9' 2" e	11' 11" a	9' 8" a	7' 1" a
800S200-33	33	13' 11" e	12' 1" e	9' 6" e	12' 5" a	10' 0" a	7' 3" a	13' 11" e	12' 1" e	9' 6" e	12' 5" a	10' 0" a	7' 3" a
800S162-43	33	15' 8" e	13' 6" e	11' 1" e	15' 8" i	13' 6" a	11' 1" a	15' 5" e	13' 6" e	11' 1" e	15' 8" i	13' 6" a	11' 1" a
800S200-43	33	16' 9" e	14' 6" e	11' 10" e	16' 9" i	14' 6" a	11' 9" a	16' 4" e	14' 6" e	11' 10" e	16' 9" i	14' 6" a	11' 9" a
800S250-43	33	17' 2" e	14' 10" e	12' 2" e	17' 2" i	14' 10" a	12' 0" a	17' 0" e	14' 10" e	12' 2" e	17' 2" i	14' 10" a	12' 0" a
800S162-54	50	18' 3" e	16' 7" e	14' 6" e	20' 6" i	18' 1" i	14' 10" i	16' 7" e	15' 1" e	13' 2" e	18' 8" i	16' 11" i	14' 10" i
800S200-54	50	19' 4" e	17' 6" e	15' 4" e	21' 8" i	19' 4" i	15' 9" i	17' 6" e	15' 11" e	13' 11" e	19' 8" i	17' 11" i	15' 7" i
800S250-54	50	20' 1" e	18' 3" e	15' 11" e	22' 6" i	19' 9" i	16' 2" i	18' 3" e	16' 7" e	14' 6" e	20' 5" i	18' 7" i	16' 2" i
800S162-68	50	19' 9" e	18' 0" e	15' 8" e	22' 2" i	20' 2" i	17' 4" i	18' 0" e	16' 4" e	14' 3" e	20' 2" i	18' 4" i	16' 0" i
800S200-68	50	20' 9" e	18' 10" e	16' 5" e	23' 3" i	21' 2" i	18' 6" i	18' 10" e	17' 1" e	14' 11" e	21' 2" i	19' 2" i	16' 9" i
800S250-68	50	21' 7" e	19' 8" e	17' 2" e	24' 3" i	22' 1" i	18' 11" i	19' 8" e	17' 10" e	15' 7" e	22' 1" i	20' 0" i	17' 6" i
800S162-97	50	22' 0" e	20' 0" e	17' 5" e	24' 8" i	22' 5" i	19' 7" i	20' 0" e	18' 2" e	15' 10" e	22' 5" i	20' 4" i	17' 10" i
800S200-97	50	23' 1" e	20' 11" e	18' 4" e	25' 11" i	23' 6" i	20' 6" i	20' 11" e	19' 0" e	16' 7" e	23' 6" i	21' 4" i	18' 8" i
800S250-97	50	24' 1" e	21' 11" e	19' 1" e	27' 1" i	24' 7" i	21' 6" i	21' 11" e	19' 11" e	17' 4" e	24' 7" i	22' 4" i	19' 6" i
800S162-118	50	23' 3" e	21' 2" e	18' 5" e	26' 1" i	23' 9" i	20' 9" i	21' 2" e	19' 2" e	16' 9" e	23' 9" i	21' 7" i	18' 10" i
800S200-118	50	24' 5" e	22' 2" e	19' 5" e	27' 5" i	24' 11" i	21' 9" i	22' 2" e	20' 2" e	17' 7" e	24' 11" i	22' 8" i	19' 9" i
800S250-118	50	25' 6" e	23' 2" e	20' 3" e	28' 8" i	26' 1" i	22' 9" i	23' 2" e	21' 1" e	18' 5" e	26' 1" i	23' 8" i	20' 8" i
1000S162-43	33	17' 4" e	15' 0" e	12' 3" e	17' 4" a	14' 8" a	10' 11" a	17' 4" e	15' 0" e	12' 3" e	17' 4" a	14' 8" a	10' 11" a
1000S200-43	33	18' 8" e	16' 2" e	13' 2" e	18' 8" a	15' 4" a	11' 4" a	18' 8" e	16' 2" e	13' 2" e	18' 8" a	15' 4" a	11' 4" a
1000S250-43	33	19' 3" e	16' 8" e	13' 7" e	19' 0" a	15' 7" a	11' 6" a	19' 3" e	16' 8" e	13' 7" e	19' 0" a	15' 7" a	11' 6" a
1000S162-54	50	21' 9" e	19' 9" e	16' 5" e	23' 2" i	20' 1" i	16' 5" i	19' 9" e	17' 11" e	15' 8" e	22' 2" i	20' 1" i	16' 5" i
1000S200-54	50	22' 9" e	20' 8" e	17' 8" e	24' 11" i	21' 7" i	17' 8" i	20' 8" e	18' 9" e	16' 5" e	23' 2" i	21' 1" i	17' 8" i
1000S250-54	50	24' 0" e	21' 10" e	18' 1" e	25' 7" i	22' 2" i	18' 1" i	21' 10" e	19' 10" e	17' 4" e	24' 6" i	22' 2" i	18' 1" i
1000S162-68	50	23' 7" e	21' 5" e	18' 8" e	26' 6" i	23' 9" i	19' 5" i	21' 5" e	19' 5" e	17' 0" e	24' 0" i	21' 10" i	19' 1" i
1000S200-68	50	24' 7" e	22' 4" e	19' 7" e	27' 8" i	25' 1" i	20' 9" i	22' 4" e	20' 4" e	17' 9" e	25' 1" i	22' 10" i	19' 11" i
1000S250-68	50	25' 10" e	23' 5" e	20' 6" e	29' 0" i	26' 1" i	21' 4" i	23' 5" e	21' 4" e	18' 7" e	26' 4" i	23' 11" i	20' 11" i
1000S162-97	50	26' 6" e	24' 1" e	21' 0" e	29' 9" i	27' 0" i	23' 7" i	24' 1" e	21' 10" e	19' 1" e	27' 0" i	24' 6" i	21' 5" i
1000S200-97	50	27' 8" e	25' 1" e	21' 11" e	31' 0" i	28' 2" i	24' 8" i	25' 1" e	22' 10" e	19' 11" e	28' 2" i	25' 7" i	22' 5" i
1000S250-97	50	28' 9" e	26' 2" e	22' 10" e	32' 4" i	29' 4" i	25' 8" i	26' 2" e	23' 9" e	20' 9" e	29' 4" i	26' 8" i	23' 4" i
1000S162-118	50	28' 0" e	25' 6" e	22' 3" e	31' 6" i	28' 7" i	25' 0" i	25' 6" e	23' 2" e	20' 3" e	28' 7" i	26' 0" i	22' 8" i
1000S200-118	50	29' 4" e	26' 8" e	23' 3" e	32' 11" i	29' 11" i	26' 1" i	26' 8" e	24' 2" e	21' 2" e	29' 11" i	27' 2" i	23' 9" i
1000S250-118	50	30' 7" e	27' 9" e	24' 3" e	34' 4" i	31' 2" i	27' 3" i	27' 9" e	25' 3" e	22' 0" e	31' 2" i	28' 4" i	24' 9" i

See Allowable Floor Joist Span Table Notes on page 58.



# Floor Joist Span Tables



## 10 psf Dead Load and 40 psf Live Load

Member	Fy (ksi)	Live Load Deflection L/360						Live Load Deflection L/480					
		Single Span			Two Equal Spans			Single Span			Two Equal Spans		
		Spacing (in) o.c.			Spacing (in) o.c.			Spacing (in) o.c.			Spacing (in) o.c.		
		12	16	24	12	16	24	12	16	24	12	16	24
1200S162-54	50	25' 0" e	21' 8" e	17' 8" e	25' 0" a	21' 8" a	16' 9" a	22' 9" e	20' 8" e	17' 8" e	25' 0" a	21' 8" a	16' 9" a
1200S200-54	50	26' 2" e	23' 5" e	19' 1" e	27' 0" a	23' 3" a	17' 6" a	23' 9" e	21' 7" e	18' 10" e	26' 8" a	23' 3" a	17' 6" a
1200S250-54	50	27' 3" e	24' 2" e	19' 9" e	27' 11" a	23' 9" a	17' 10" a	24' 9" e	22' 6" e	19' 7" e	27' 9" a	23' 9" a	17' 10" a
1200S162-68	50	27' 2" e	24' 8" e	21' 0" e	29' 8" i	25' 9" i	21' 0" i	24' 8" e	22' 5" e	19' 7" e	27' 9" i	25' 2" i	21' 0" i
1200S200-68	50	28' 4" e	25' 9" e	22' 6" e	31' 10" i	27' 8" i	22' 7" i	25' 9" e	23' 5" e	20' 5" e	28' 11" i	26' 3" i	22' 7" i
1200S250-68	50	29' 6" e	26' 10" e	23' 4" e	33' 0" i	28' 7" i	23' 4" i	26' 10" e	24' 5" e	21' 4" e	30' 2" i	27' 4" i	23' 4" i
1200S162-97	50	30' 10" e	28' 0" e	24' 5" e	34' 7" i	31' 5" i	27' 3" i	28' 0" e	25' 5" e	22' 3" e	31' 5" e	28' 7" e	24' 11" i
1200S200-97	50	32' 1" e	29' 2" e	25' 5" e	36' 0" i	32' 9" i	28' 7" i	29' 2" e	26' 6" e	23' 1" e	32' 9" e	29' 9" e	26' 0" i
1200S250-97	50	33' 4" e	30' 3" e	26' 5" e	37' 5" i	34' 0" i	29' 8" i	30' 3" e	27' 6" e	24' 0" e	34' 0" e	30' 11" e	27' 0" i
1200S162-118	50	32' 9" e	29' 9" e	26' 0" e	36' 9" i	33' 5" i	29' 2" i	29' 9" e	27' 0" e	23' 7" e	33' 5" e	30' 4" e	26' 6" i
1200S200-118	50	34' 1" e	31' 0" e	27' 1" e	38' 4" i	34' 10" i	30' 5" i	31' 0" e	28' 2" e	24' 7" e	34' 10" e	31' 7" e	27' 7" i
1200S250-118	50	35' 5" e	32' 2" e	28' 2" e	39' 9" i	36' 2" i	31' 7" i	32' 2" e	29' 3" e	25' 7" e	36' 2" e	32' 10" e	28' 8" i
1200S300-118	50	36' 7" e	33' 3" e	29' 0" e	41' 1" i	37' 4" i	32' 7" i	33' 3" e	30' 2" e	26' 4" e	37' 4" e	33' 11" e	29' 7" i
1200S350-118	50	38' 5" e	34' 11" e	30' 6" e	43' 2" i	39' 3" i	34' 3" i	34' 11" e	31' 9" e	27' 9" e	39' 3" e	35' 8" e	31' 1" i
1400S200-54	50	28' 8" e	24' 10" e	20' 3" e	27' 9" a	22' 8" a	16' 9" a	26' 8" e	24' 3" e	20' 3" e	27' 9" a	22' 8" a	16' 9" a
1400S250-54	50	29' 10" e	25' 10" e	21' 1" e	28' 5" a	23' 1" a	17' 0" a	27' 9" e	25' 3" e	21' 1" e	28' 5" a	23' 1" a	17' 0" a
1400S300-54	50	30' 6" e	26' 5" e	21' 7" e	28' 9" a	23' 5" a	17' 3" a	28' 2" e	25' 7" e	21' 7" e	28' 9" a	23' 5" a	17' 3" a
1400S350-54	50	33' 2" e	29' 9" e	23' 6" e	30' 9" a	24' 10" a	18' 1" a	30' 1" e	27' 4" e	23' 6" e	30' 9" a	24' 10" a	18' 1" a
1400S200-68	50	31' 11" e	29' 0" e	24' 1" e	34' 1" i	29' 6" i	24' 1" i	29' 0" e	26' 4" e	23' 0" e	32' 7" i	29' 6" i	24' 1" i
1400S250-68	50	33' 3" e	30' 2" e	25' 0" e	35' 4" i	30' 8" i	25' 0" i	30' 2" e	27' 5" e	24' 0" e	33' 11" i	30' 8" i	25' 0" i
1400S300-68	50	34' 1" e	31' 0" e	25' 7" e	36' 2" i	31' 4" i	25' 7" i	31' 0" e	28' 2" e	24' 7" e	34' 9" i	31' 4" i	25' 7" i
1400S350-68	50	36' 7" e	33' 3" e	28' 7" e	40' 5" i	35' 0" i	27' 9" i	33' 3" e	30' 2" e	26' 4" e	37' 3" i	33' 11" i	27' 9" i
1400S200-97	50	36' 3" e	32' 11" e	28' 9" e	40' 8" i	37' 0" i	31' 4" i	32' 11" e	29' 11" e	26' 2" e	37' 0" i	33' 7" i	29' 4" i
1400S250-97	50	37' 7" e	34' 2" e	29' 10" e	42' 3" i	38' 4" i	32' 6" i	34' 2" e	31' 0" e	27' 1" e	38' 4" e	34' 10" i	30' 5" i
1400S300-97	50	38' 9" e	35' 2" e	30' 9" e	43' 6" i	39' 6" i	33' 3" i	35' 2" e	32' 0" e	27' 11" e	39' 6" e	35' 11" i	31' 4" i
1400S350-97	50	40' 11" e	37' 2" e	32' 5" e	45' 11" i	41' 8" i	36' 5" i	37' 2" e	33' 9" e	29' 6" e	41' 8" e	37' 11" i	33' 1" i
1400S200-118	50	38' 10" e	35' 3" e	30' 10" e	43' 7" i	39' 7" i	34' 7" i	35' 3" e	32' 0" e	28' 0" e	39' 7" e	36' 0" e	31' 5" i
1400S250-118	50	40' 3" e	36' 6" e	31' 11" e	45' 2" i	41' 0" i	35' 10" i	36' 6" e	33' 2" e	29' 0" e	41' 0" e	37' 3" e	32' 7" i
1400S300-118	50	41' 6" e	37' 9" e	33' 0" e	46' 8" i	42' 4" i	37' 0" i	37' 9" e	34' 3" e	29' 11" e	42' 4" e	38' 6" e	33' 8" i
1400S350-118	50	43' 6" e	39' 6" e	34' 6" e	48' 10" i	44' 4" i	38' 9" i	39' 6" e	35' 11" e	31' 4" e	44' 4" e	40' 4" e	35' 2" i
1600S200-68	50	35' 5" e	31' 0" e	25' 4" e	35' 10" a	31' 0" a	24' 5" a	32' 2" e	29' 2" e	25' 4" e	35' 10" a	31' 0" a	24' 5" a
1600S250-68	50	36' 9" e	32' 4" e	26' 5" e	37' 4" a	32' 4" a	25' 1" a	33' 5" e	30' 4" e	26' 5" e	37' 4" a	32' 4" a	25' 1" a
1600S300-68	50	37' 9" e	33' 3" e	27' 2" e	38' 5" a	33' 3" a	25' 5" a	34' 3" e	31' 2" e	27' 2" e	38' 5" a	33' 3" a	25' 5" a
1600S350-68	50	39' 9" e	36' 1" e	30' 5" e	43' 1" a	36' 3" a	27' 1" a	36' 1" e	32' 10" e	28' 8" e	40' 6" a	36' 3" a	27' 1" a
1600S200-97	50	40' 4" e	36' 7" e	32' 0" e	45' 3" i	40' 8" i	33' 2" i	36' 7" e	33' 3" e	29' 1" e	41' 1" e	37' 4" i	32' 8" i
1600S250-97	50	41' 9" e	37' 11" e	33' 2" e	46' 10" i	42' 3" i	34' 6" i	37' 11" e	34' 6" e	30' 1" e	42' 7" e	38' 8" i	33' 10" i
1600S300-97	50	43' 0" e	39' 1" e	34' 1" e	48' 3" i	43' 5" i	35' 5" i	39' 1" e	35' 6" e	31' 0" e	43' 10" e	39' 10" i	34' 10" i
1600S350-97	50	45' 1" e	40' 11" e	35' 9" e	50' 7" i	45' 11" i	39' 2" i	40' 11" e	37' 2" e	32' 6" e	45' 11" e	41' 9" i	36' 6" i
1600S200-118	50	43' 3" e	39' 4" e	34' 4" e	48' 7" i	44' 2" i	38' 6" i	39' 4" e	35' 9" e	31' 2" e	44' 2" e	40' 1" e	35' 0" i
1600S250-118	50	44' 9" e	40' 8" e	35' 6" e	50' 3" i	45' 8" i	39' 10" i	40' 8" e	36' 11" e	32' 3" e	45' 8" e	41' 6" e	36' 3" i
1600S300-118	50	46' 2" e	41' 11" e	36' 7" e	51' 10" i	47' 1" i	41' 1" i	41' 11" e	38' 1" e	33' 3" e	47' 1" e	42' 9" e	37' 4" i
1600S350-118	50	48' 2" e	43' 10" e	38' 3" e	54' 2" i	49' 2" i	43' 0" i	43' 10" e	39' 10" e	34' 9" e	49' 2" e	44' 8" e	39' 0" i

See Allowable Floor Joist Span Table Notes on page 58.

# Floor Joist Span Tables



## 10 psf Dead Load and 50 psf Live Load

Member	F <sub>y</sub> (ksi)	Live Load Deflection L/360						Live Load Deflection L/480					
		Single Span			Two Equal Spans			Single Span			Two Equal Spans		
		Spacing (in) o.c.			Spacing (in) o.c.			Spacing (in) o.c.			Spacing (in) o.c.		
		12	16	24	12	16	24	12	16	24	12	16	24
600S162-33	33	10' 3" e	8' 11" e	7' 3" e	10' 3" a	8' 11" a	6' 8" a	10' 3" e	8' 11" e	7' 3" e	10' 3" a	8' 11" a	6' 8" a
600S200-33	33	10' 11" e	9' 6" e	7' 9" e	10' 11" a	9' 3" a	6' 11" a	10' 11" e	9' 6" e	7' 9" e	10' 11" a	9' 3" a	6' 11" a
600S162-43	33	12' 8"	11' 0" e	9' 0" e	12' 8" i	11' 0" i	9' 0" a	11' 6"	10' 5" e	9' 0" e	12' 8" i	11' 0" i	9' 0" a
600S200-43	33	13' 1"	11' 4" e	9' 3" e	13' 1" i	11' 4" i	9' 3" a	12' 1"	11' 0" e	9' 3" e	13' 1" i	11' 4" i	9' 3" a
600S250-43	33	13' 5" e	11' 7" e	9' 6" e	13' 5" i	11' 7" i	9' 6" a	12' 8"	11' 6" e	9' 6" e	13' 5" i	11' 7" i	9' 6" a
600S162-54	50	13' 7"	12' 4"	10' 9"	15' 3" i	13' 10" i	12' 0" i	12' 4"	11' 2"	9' 9"	13' 10" i	12' 7" i	11' 0" i
600S200-54	50	14' 3"	13' 0"	11' 4"	16' 0" i	14' 7" i	12' 4" i	13' 0"	11' 9"	10' 3"	14' 7"	13' 3" i	11' 7" i
600S250-54	50	14' 11"	13' 6"	11' 10"	16' 8" i	15' 2" i	12' 8" i	13' 6"	12' 3"	10' 9"	15' 2" i	13' 9" i	12' 1" i
600S162-68	50	14' 7"	13' 3"	11' 7"	16' 4"	14' 10"	13' 0" i	13' 3"	12' 0"	10' 6"	14' 10"	13' 6"	11' 9" i
600S200-68	50	15' 4"	13' 11"	12' 2"	17' 2"	15' 7"	13' 8" i	13' 11"	12' 8"	11' 0"	15' 7"	14' 2"	12' 5" i
600S250-68	50	16' 1"	14' 7"	12' 9"	18' 0"	16' 4" i	14' 4" i	14' 7"	13' 3"	11' 7"	16' 4"	14' 10"	13' 0" i
600S162-97	50	16' 2"	14' 8"	12' 10"	18' 1"	16' 5"	14' 4"	14' 8"	13' 4"	11' 8"	16' 5"	14' 11"	13' 1"
600S200-97	50	17' 0"	15' 5"	13' 6"	19' 1"	17' 4"	15' 2"	15' 5"	14' 0"	12' 3"	17' 4"	15' 9"	13' 9"
600S250-97	50	17' 10"	16' 3"	14' 2"	20' 0"	18' 2"	15' 11"	16' 3"	14' 9"	12' 10"	18' 2"	16' 6"	14' 5"
600S162-118	50	17' 0"	15' 6"	13' 6"	19' 1"	17' 5"	15' 2"	15' 6"	14' 1"	12' 3"	17' 5"	15' 9"	13' 9"
600S200-118	50	18' 0"	16' 4"	14' 3"	20' 2"	18' 4"	16' 0"	16' 4"	14' 10"	13' 0"	18' 4"	16' 8"	14' 7"
600S250-118	50	18' 11"	17' 2"	15' 0"	21' 3"	19' 3"	16' 10"	17' 2"	15' 7"	13' 7"	19' 3"	17' 6"	15' 4"
800S162-33	33	11' 10" e	10' 3" e	7' 11" e	10' 6" a	8' 5" a	6' 2" a	11' 10" e	10' 3" e	7' 11" e	10' 6" a	8' 5" a	6' 2" a
800S200-33	33	12' 8" e	11' 0" e	7' 11" e	10' 10" a	8' 9" a	6' 4" a	12' 8" e	11' 0" e	7' 11" e	10' 10" a	8' 9" a	6' 4" a
800S162-43	33	14' 3" e	12' 4" e	10' 1" e	14' 3" i	12' 4" a	10' 0" a	14' 3" e	12' 4" e	10' 1" e	14' 3" i	12' 4" a	10' 0" a
800S200-43	33	15' 3" e	13' 3" e	10' 10" e	15' 3" a	13' 3" a	10' 5" a	15' 2" e	13' 3" e	10' 10" e	15' 3" a	13' 3" a	10' 5" a
800S250-43	33	15' 8" e	13' 7" e	11' 1" e	15' 8" a	13' 7" a	10' 6" a	15' 8" e	13' 7" e	11' 1" e	15' 8" a	13' 7" a	10' 6" a
800S162-54	50	17' 0"	15' 5"	13' 6"	19' 1" i	16' 6" i	13' 6" i	15' 5"	14' 0"	12' 3"	17' 4" i	15' 9" i	13' 6" i
800S200-54	50	17' 11"	16' 3"	14' 3"	20' 1" i	17' 8" i	14' 5" i	16' 3"	14' 9"	12' 11"	18' 3" i	16' 7" i	14' 5" i
800S250-54	50	18' 7"	16' 11"	14' 9" e	20' 10" i	18' 1" i	14' 9" i	16' 11"	15' 4"	13' 5"	19' 0" i	17' 3" i	14' 9" i
800S162-68	50	18' 4"	16' 8"	14' 7"	20' 7" i	18' 9" i	15' 10" i	16' 8"	15' 2"	13' 3"	18' 9"	17' 0" i	14' 10" i
800S200-68	50	19' 3"	17' 6"	15' 3"	21' 7" i	19' 7" i	17' 2" i	17' 6"	15' 11"	13' 10"	19' 7"	17' 10" i	15' 7" i
800S250-68	50	20' 1"	18' 3"	15' 11"	22' 6" i	20' 6" i	17' 3" i	18' 3"	16' 7"	14' 6"	20' 6" i	18' 7" i	16' 3" i
800S162-97	50	20' 5"	18' 6"	16' 2"	22' 11"	20' 10"	18' 2" i	18' 6"	16' 10"	14' 9"	20' 10"	18' 11"	16' 6"
800S200-97	50	21' 5"	19' 5"	17' 0"	24' 0"	21' 10"	19' 1"	19' 5"	17' 8"	15' 5"	21' 10"	19' 10"	17' 4"
800S250-97	50	22' 4"	20' 4"	17' 9"	25' 1"	22' 10"	19' 11" i	20' 4"	18' 5"	16' 1"	22' 10"	20' 9"	18' 1"
800S162-118	50	21' 7"	19' 7"	17' 2"	24' 3"	22' 0"	19' 3"	19' 7"	17' 10"	15' 7"	22' 0"	20' 0"	17' 6"
800S200-118	50	22' 8"	20' 7"	18' 0"	25' 5"	23' 1"	20' 2"	20' 7"	18' 8"	16' 4"	23' 1"	21' 0"	18' 4"
800S250-118	50	23' 8"	21' 6"	18' 10"	26' 7"	24' 2"	21' 2"	21' 6"	19' 7"	17' 1"	24' 2"	22' 0"	19' 2"
1000S162-43	33	15' 10" e	13' 8" e	11' 2" e	15' 9" a	12' 10" a	9' 7" a	15' 10" e	13' 8" e	11' 2" e	15' 9" a	12' 10" a	9' 7" a
1000S200-43	33	17' 1" e	14' 9" e	12' 1" e	16' 6" a	13' 5" a	9' 11" a	17' 1" e	14' 9" e	12' 1" e	16' 6" a	13' 5" a	9' 11" a
1000S250-43	33	17' 6" e	15' 2" e	12' 5" e	16' 9" a	13' 7" a	10' 1" a	17' 6" e	15' 2" e	12' 5" e	16' 9" a	13' 7" a	10' 1" a
1000S162-54	50	20' 2"	18' 4"	15' 0" e	21' 2" i	18' 4" i	15' 0" i	18' 4"	16' 8"	14' 7" e	20' 7" i	18' 4" i	15' 0" i
1000S200-54	50	21' 1"	19' 2"	16' 1" e	22' 9" i	19' 9" i	15' 10" i	19' 2"	17' 5"	15' 3" e	21' 6" i	19' 7" i	15' 10" i
1000S250-54	50	22' 3"	20' 3"	16' 6" e	23' 5" i	20' 3" i	16' 1" i	20' 3"	18' 5"	16' 1" e	22' 9" i	20' 3" i	16' 1" i
1000S162-68	50	21' 11"	19' 11"	17' 4"	24' 7" i	21' 8" i	17' 8" i	19' 11"	18' 1"	15' 9"	22' 4" i	20' 3" i	17' 8" i
1000S200-68	50	22' 10"	20' 9"	18' 2"	25' 8" i	23' 2" i	18' 11" i	20' 9"	18' 10"	16' 6"	23' 4" i	21' 2" i	18' 6" i
1000S250-68	50	24' 0"	21' 9"	19' 0"	26' 11" i	23' 10" i	19' 6" i	21' 9"	19' 9"	17' 3"	24' 5" i	22' 3" i	19' 5" i
1000S162-97	50	24' 7"	22' 4"	19' 6"	27' 7"	25' 1"	21' 11" i	22' 4"	20' 3"	17' 9"	25' 1"	22' 9"	19' 11" i
1000S200-97	50	25' 8"	23' 4"	20' 4"	28' 10"	26' 2"	22' 10" i	23' 4"	21' 2"	18' 6"	26' 2"	23' 9"	20' 9" i
1000S250-97	50	26' 9"	24' 3"	21' 3"	30' 0"	27' 3"	23' 10" i	24' 3"	22' 1"	19' 3"	27' 3"	24' 9"	21' 8" i
1000S162-118	50	26' 0"	23' 8"	20' 8"	29' 3"	26' 7"	23' 2"	23' 8"	21' 6"	18' 9"	26' 7"	24' 1"	21' 1"
1000S200-118	50	27' 3"	24' 9"	21' 7"	30' 7"	27' 9"	24' 3"	24' 9"	22' 6"	19' 7"	27' 9"	25' 3"	22' 0"
1000S250-118	50	28' 4"	25' 9"	22' 6"	31' 10"	28' 11"	25' 3"	25' 9"	23' 5"	20' 5"	28' 11"	26' 3"	22' 11"

See Allowable Floor Joist Span Table Notes on page 58.

# Floor Joist Span Tables

## 10 psf Dead Load and 50 psf Live Load

Member	Fy (ksi)	Live Load Deflection L/360						Live Load Deflection L/480					
		Single Span			Two Equal Spans			Single Span			Two Equal Spans		
		Spacing (in) o.c.			Spacing (in) o.c.			Spacing (in) o.c.			Spacing (in) o.c.		
		12	16	24	12	16	24	12	16	24	12	16	24
1200S162-54	50	22' 10" e	19' 9" e	16' 1" e	22' 10" a	19' 6" a	14' 8" a	21' 1" e	19' 2" e	16' 1" e	22' 10" a	19' 6" a	14' 8" a
1200S200-54	50	24' 3" e	21' 4" e	17' 5" e	24' 8" a	20' 6" a	15' 4" a	22' 0" e	20' 0" e	17' 5" e	24' 8" a	20' 6" a	15' 4" a
1200S250-54	50	25' 3" e	22' 1" e	18' 0" e	25' 6" a	20' 11" a	15' 7" a	22' 11" e	20' 10" e	18' 0" e	25' 6" a	20' 11" a	15' 7" a
1200S162-68	50	25' 3" e	22' 11" e	19' 2" e	27' 1" i	23' 6" i	19' 2" i	22' 11" e	20' 10" e	18' 2" e	25' 9" i	23' 5" i	19' 2" i
1200S200-68	50	26' 4" e	23' 11" e	20' 8" e	29' 2" i	25' 3" i	20' 8" i	23' 11" e	21' 9" e	19' 0" e	26' 10" i	24' 5" i	20' 8" i
1200S250-68	50	27' 5" e	24' 11" e	21' 4" e	30' 1" i	26' 1" i	21' 4" i	23' 11" e	22' 8" e	19' 9" e	28' 0" i	25' 5" i	21' 4" i
1200S162-97	50	28' 7" e	26' 0" e	22' 8" e	32' 1" i	29' 2" i	24' 11" i	26' 0" e	23' 7" e	20' 7" e	29' 2" i	26' 6" i	23' 2" i
1200S200-97	50	29' 9" e	27' 1" e	23' 8" e	33' 5" i	30' 4" i	26' 6" i	27' 1" e	24' 7" e	21' 6" e	30' 4" i	27' 7" i	24' 1" i
1200S250-97	50	30' 11" e	28' 1" e	24' 7" e	34' 9" i	31' 7" i	27' 5" i	28' 1" e	25' 6" e	22' 4" e	31' 7" i	28' 8" i	25' 0" i
1200S162-118	50	30' 5" e	27' 7" e	24' 2" e	34' 2" i	31' 0" i	27' 1" i	27' 7" e	25' 1" e	21' 11" e	31' 0" i	28' 2" i	24' 7" i
1200S200-118	50	31' 8" e	28' 9" e	25' 2" e	35' 7" i	32' 4" i	28' 3" i	28' 9" e	26' 2" e	22' 10" e	32' 4" i	29' 4" i	25' 8" i
1200S250-118	50	32' 11" e	29' 11" e	26' 1" e	36' 11" i	33' 7" i	29' 4" i	29' 11" e	27' 2" e	23' 9" e	33' 7" i	30' 6" i	26' 8" i
1200S300-118	50	33' 11" e	30' 10" e	26' 11" e	38' 1" i	34' 7" i	30' 3" i	30' 10" e	28' 0" e	24' 6" e	34' 7" i	31' 5" i	27' 6" i
1200S350-118	50	35' 8" e	32' 5" e	28' 4" e	40' 1" i	36' 5" i	31' 10" i	32' 5" e	29' 6" e	25' 9" e	36' 5" i	33' 1" i	28' 11" i
1400S200-54	50	26' 2" e	22' 8" e	18' 6" e	24' 5" a	19' 10" a	14' 7" a	24' 9" e	22' 6" e	18' 6" e	24' 5" a	19' 10" a	14' 7" a
1400S250-54	50	27' 2" e	23' 7" e	19' 3" e	24' 11" a	20' 2" a	14' 10" a	25' 9" e	23' 5" e	19' 3" e	24' 11" a	20' 2" a	14' 10" a
1400S300-54	50	27' 10" e	24' 2" e	19' 7" e	25' 3" a	20' 5" a	14' 11" a	26' 2" e	23' 9" e	19' 7" e	25' 3" a	20' 5" a	14' 11" a
1400S350-54	50	30' 9" e	27' 1" e	19' 7" e	26' 10" a	21' 7" a	15' 8" a	27' 11" e	25' 5" e	19' 7" e	26' 10" a	21' 7" a	15' 8" a
1400S200-68	50	29' 8" e	26' 11" e	22' 0" e	31' 1" i	26' 11" i	22' 0" i	26' 11" e	24' 6" e	21' 5" e	30' 3" i	26' 11" i	22' 0" i
1400S250-68	50	30' 10" e	28' 0" e	22' 10" e	32' 3" i	28' 0" i	22' 6" i	28' 0" e	25' 6" e	22' 3" e	31' 6" i	28' 0" i	22' 6" i
1400S300-68	50	31' 8" e	28' 7" e	23' 4" e	33' 1" i	28' 7" i	22' 10" i	28' 9" e	26' 2" e	22' 10" e	32' 4" i	28' 7" i	22' 10" i
1400S350-68	50	33' 11" e	30' 10" e	26' 1" e	36' 11" i	31' 11" i	24' 5" a	30' 10" e	28' 0" e	24' 6" e	34' 7" i	31' 5" i	24' 5" a
1400S200-97	50	33' 8" e	30' 7" e	26' 9" e	37' 9" i	34' 4" i	28' 7" i	30' 7" e	27' 9" e	24' 3" e	34' 4" i	31' 2" i	27' 3" i
1400S250-97	50	34' 11" e	31' 9" e	27' 8" e	39' 2" i	35' 7" i	29' 8" i	31' 9" e	28' 10" e	25' 2" e	35' 7" i	32' 4" i	28' 3" i
1400S300-97	50	36' 0" e	32' 8" e	28' 7" e	40' 5" i	36' 8" i	30' 4" i	32' 8" e	29' 8" e	25' 11" e	36' 8" i	33' 4" i	29' 1" i
1400S350-97	50	37' 11" e	34' 6" e	30' 1" e	42' 7" i	38' 8" i	33' 5" i	34' 6" e	31' 4" e	27' 4" e	38' 8" i	35' 2" i	30' 9" i
1400S200-118	50	36' 0" e	32' 9" e	28' 7" e	40' 5" i	36' 9" i	32' 1" i	32' 9" e	29' 9" e	26' 0" e	36' 9" i	33' 5" i	29' 2" i
1400S250-118	50	37' 4" e	33' 11" e	29' 8" e	41' 11" i	38' 1" i	33' 3" i	33' 11" e	30' 10" e	26' 11" e	38' 1" i	34' 7" i	30' 3" i
1400S300-118	50	38' 7" e	35' 0" e	30' 7" e	43' 3" i	39' 4" i	34' 4" i	35' 0" e	31' 10" e	27' 10" e	39' 4" i	35' 9" i	31' 3" i
1400S350-118	50	40' 4" e	36' 8" e	32' 0" e	45' 4" i	41' 2" i	36' 0" i	36' 8" e	33' 4" e	29' 1" e	41' 2" i	37' 5" i	32' 8" i
1600S200-68	50	32' 9" e	28' 4" e	23' 2" e	32' 9" a	28' 4" a	21' 6" a	29' 10" e	27' 1" e	23' 2" e	32' 9" a	28' 4" a	21' 6" a
1600S250-68	50	34' 1" e	29' 6" e	24' 1" e	34' 1" a	29' 3" a	22' 0" a	31' 0" e	28' 2" e	24' 1" e	34' 1" a	29' 3" a	22' 0" a
1600S300-68	50	35' 0" e	30' 4" e	24' 9" e	35' 1" a	29' 9" a	22' 4" a	31' 10" e	28' 11" e	24' 9" e	35' 1" a	29' 9" a	22' 4" a
1600S350-68	50	36' 11" e	33' 6" e	27' 10" e	39' 0" a	31' 10" a	23' 8" a	33' 6" e	30' 5" e	26' 7" e	37' 8" a	31' 10" a	23' 8" a
1600S200-97	50	37' 5" e	34' 0" e	29' 8" e	42' 0" i	37' 1" i	30' 3" i	34' 0" e	30' 11" e	27' 0" e	38' 2" i	34' 8" i	30' 3" i
1600S250-97	50	38' 9" e	35' 3" e	30' 9" e	43' 6" i	38' 7" i	31' 6" i	35' 3" e	32' 0" e	27' 11" e	39' 6" i	35' 11" i	31' 5" i
1600S300-97	50	39' 11" e	36' 3" e	31' 8" e	44' 10" i	39' 8" i	32' 4" i	36' 3" e	32' 11" e	28' 9" e	40' 8" i	37' 0" i	32' 4" i
1600S350-97	50	41' 10" e	38' 0" e	33' 2" e	46' 11" i	42' 8" i	35' 9" i	38' 0" e	34' 6" e	30' 2" e	42' 8" i	38' 9" i	33' 10" i
1600S200-118	50	40' 2" e	36' 6" e	31' 10" e	45' 1" i	41' 0" i	35' 1" i	36' 6" e	33' 2" e	29' 0" e	41' 0" i	37' 3" i	32' 6" i
1600S250-118	50	41' 6" e	37' 9" e	33' 0" e	46' 7" i	42' 4" i	36' 6" i	37' 9" e	34' 3" e	29' 11" e	42' 4" i	38' 6" i	33' 7" i
1600S300-118	50	42' 10" e	38' 11" e	34' 0" e	48' 1" i	43' 8" i	37' 6" i	38' 11" e	35' 4" e	30' 11" e	43' 8" i	39' 8" i	34' 8" i
1600S350-118	50	44' 9" e	40' 8" e	35' 6" e	50' 3" i	45' 8" i	39' 11" i	40' 8" e	36' 11" e	32' 3" e	45' 8" i	41' 6" i	36' 3" i

See Allowable Floor Joist Span Table Notes on page 58.

# Floor Joist Span Tables



## 15 psf Dead Load and 125 psf Live Load

Member	Fy (ksi)	Live Load Deflection L/360						Live Load Deflection L/480					
		Single Span			Two Equal Spans			Single Span			Two Equal Spans		
		Spacing (in) o.c.			Spacing (in) o.c.			Spacing (in) o.c.			Spacing (in) o.c.		
		12	16	24	12	16	24	12	16	24	12	16	24
600S162-33	33	6' 9" e	5' 10" e	4' 7" e	6' 0" a	4' 10" a	3' 6" a	6' 9" e	5' 10" e	4' 7" e	6' 0" a	4' 10" a	3' 6" a
600S200-33	33	7' 2" e	6' 2" e	4' 7" e	6' 2" a	5' 0" a	3' 7" a	7' 2" e	6' 2" e	4' 7" e	6' 2" a	5' 0" a	3' 7" a
600S162-43	33	8' 4" e	7' 2" e	5' 10" e	8' 4" a	7' 2" a	5' 9" a	8' 4" e	7' 2" e	5' 10" e	8' 4" a	7' 2" a	5' 9" a
600S200-43	33	8' 7" e	7' 5" e	6' 1" e	8' 7" a	7' 5" a	5' 11" a	8' 7" e	7' 5" e	6' 1" e	8' 7" a	7' 5" a	5' 11" a
600S250-43	33	8' 9" e	7' 7" e	6' 3" e	8' 9" a	7' 7" a	6' 0" a	8' 9" e	7' 7" e	6' 3" e	8' 9" a	7' 7" a	6' 0" a
600S162-54	50	10' 0"	9' 1"	7' 10" e	11' 1" i	9' 7" i	7' 10" a	9' 1"	8' 3" e	7' 3" e	10' 2" i	9' 3" i	7' 10" a
600S200-54	50	10' 6"	9' 7"	8' 1" e	11' 5" i	9' 11" i	8' 1" a	9' 7"	8' 8"	7' 7" e	10' 9" i	9' 9" i	8' 1" a
600S250-54	50	11' 0"	9' 11" e	8' 3" e	11' 8" i	10' 2" i	8' 3" a	9' 11"	9' 1"	7' 11" e	11' 2" i	10' 2" i	8' 3" a
600S162-68	50	10' 9"	9' 9"	8' 6"	12' 0" i	10' 11" i	9' 3" i	9' 9"	8' 10"	7' 9"	10' 11" i	9' 11" i	8' 8" i
600S200-68	50	11' 3"	10' 3"	8' 11"	12' 8" i	11' 6" i	9' 9" i	10' 3"	9' 4"	8' 2"	11' 6" i	10' 5" i	9' 2" i
600S250-68	50	11' 10"	10' 9"	9' 5"	13' 3" i	11' 10" i	9' 8" i	10' 9"	9' 9"	8' 6"	12' 1" i	10' 11" i	9' 7" i
600S162-97	50	11' 11"	10' 10"	9' 5"	13' 4"	12' 1"	10' 7" i	10' 10"	9' 10"	8' 7"	12' 1"	11' 0"	9' 7" i
600S200-97	50	12' 6"	11' 4"	9' 11"	14' 1"	12' 9"	11' 2" i	11' 4"	10' 4"	9' 0"	12' 9"	11' 7"	10' 2" i
600S250-97	50	13' 2"	11' 11"	10' 5"	14' 9"	13' 5" i	11' 9" i	11' 11"	10' 10"	9' 6"	13' 5"	12' 2"	10' 8" i
600S162-118	50	12' 7"	11' 5"	10' 0"	14' 1"	12' 10"	11' 2"	11' 5"	10' 4"	9' 1"	12' 10"	11' 8"	10' 2" i
600S200-118	50	13' 3"	12' 0"	10' 6"	14' 10"	13' 6"	11' 10"	12' 0"	10' 11"	9' 7"	13' 6"	12' 3"	10' 9"
600S250-118	50	13' 11"	12' 8"	11' 1"	15' 8"	14' 2"	12' 5"	12' 8"	11' 6"	10' 0"	14' 2"	12' 11"	11' 3"
800S162-33	33	6' 9" e	5' 1" e	3' 5" e	5' 5" a	4' 1" a	2' 8" a	6' 9" e	5' 1" e	3' 5" e	5' 5" a	4' 1" a	2' 8" a
800S200-33	33	6' 9" e	5' 1" e	3' 5" e	5' 5" a	4' 1" a	2' 8" a	6' 9" e	5' 1" e	3' 5" e	5' 5" a	4' 1" a	2' 8" a
800S162-43	33	9' 4" e	8' 1" e	6' 7" e	9' 0" a	7' 4" a	5' 5" a	9' 4" e	8' 1" e	6' 7" e	9' 0" a	7' 4" a	5' 5" a
800S200-43	33	10' 0" e	8' 8" e	7' 1" e	9' 4" a	7' 6" a	5' 7" a	10' 0" e	8' 8" e	7' 1" e	9' 4" a	7' 6" a	5' 7" a
800S250-43	33	10' 3" e	8' 11" e	7' 3" e	9' 6" a	7' 8" a	5' 8" a	10' 3" e	8' 11" e	7' 3" e	9' 6" a	7' 8" a	5' 8" a
800S162-54	50	12' 6" e	10' 10" e	8' 10" e	12' 6" i	10' 10" i	8' 8" a	11' 4"	10' 4" e	8' 10" e	12' 6" i	10' 10" i	8' 8" a
800S200-54	50	13' 2" e	11' 7" e	9' 5" e	13' 4" i	11' 7" a	9' 0" a	12' 0"	10' 11" e	9' 5" e	13' 4" i	11' 7" a	9' 0" a
800S250-54	50	13' 8" e	11' 10" e	9' 8" e	13' 8" i	11' 10" a	9' 1" a	12' 6"	11' 4" e	9' 8" e	13' 8" i	11' 10" a	9' 1" a
800S162-68	50	13' 6"	12' 3"	10' 4" e	14' 8" i	12' 8" i	10' 4" i	12' 3"	11' 2"	9' 9" e	13' 10" i	12' 6" i	10' 4" i
800S200-68	50	14' 2"	12' 11"	11' 3" e	15' 11" i	14' 0" i	11' 5" a	12' 11"	11' 8"	10' 3" e	14' 5" i	13' 2" i	11' 5" a
800S250-68	50	14' 9"	13' 5"	11' 4" e	16' 0" i	13' 10" i	11' 4" a	13' 5"	12' 2"	10' 8" e	15' 1" i	13' 8" i	11' 4" a
800S162-97	50	15' 0"	13' 8"	11' 11"	16' 11" i	15' 4" i	13' 1" i	13' 8"	12' 5"	10' 10"	15' 4" i	13' 11" i	12' 2" i
800S200-97	50	15' 9"	14' 4"	12' 6"	17' 8" i	16' 1" i	14' 1" i	14' 4"	13' 0"	11' 4"	16' 1" i	14' 7" i	12' 9" i
800S250-97	50	16' 6"	15' 0"	13' 1"	18' 6" i	16' 10" i	14' 8" i	15' 0"	13' 7"	11' 11"	16' 10" i	15' 3" i	13' 4" i
800S162-118	50	15' 11"	14' 5"	12' 7"	17' 10" i	16' 3" i	14' 2" i	14' 5"	13' 2"	11' 6"	16' 3" i	14' 9" i	12' 11" i
800S200-118	50	16' 8"	15' 2"	13' 3"	18' 9"	17' 0"	14' 11" i	15' 2"	13' 9"	12' 0"	17' 0"	15' 6"	13' 6"
800S250-118	50	17' 6"	15' 10"	13' 10"	19' 7"	17' 10"	15' 7" i	15' 10"	14' 5"	12' 7"	17' 10"	16' 2"	14' 2" i
1000S162-43	33	10' 4" e	8' 11" e	6' 0" e	8' 6" a	6' 9" a	4' 9" a	10' 4" e	8' 11" e	6' 0" e	8' 6" a	6' 9" a	4' 9" a
1000S200-43	33	11' 2" e	8' 11" e	6' 0" e	8' 10" a	7' 0" a	4' 9" a	11' 2" e	8' 11" e	6' 0" e	8' 10" a	7' 0" a	4' 9" a
1000S250-43	33	11' 6" e	8' 11" e	6' 0" e	8' 11" a	7' 1" a	4' 9" a	11' 6" e	8' 11" e	6' 0" e	8' 11" a	7' 1" a	4' 9" a
1000S162-54	50	13' 10" e	12' 0" e	9' 10" e	13' 7" i	11' 2" a	8' 3" a	13' 6" e	12' 0" e	9' 10" e	13' 7" i	11' 2" a	8' 3" a
1000S200-54	50	14' 11" e	12' 11" e	10' 6" e	14' 3" a	11' 7" a	8' 6" a	14' 2" e	12' 10" e	10' 6" e	14' 3" a	11' 7" a	8' 6" a
1000S250-54	50	15' 4" e	13' 3" e	10' 10" e	14' 6" a	11' 9" a	8' 8" a	14' 11" e	13' 3" e	10' 10" e	14' 6" a	11' 9" a	8' 8" a
1000S162-68	50	16' 1"	14' 2" e	11' 7" e	16' 5" i	14' 2" i	11' 7" a	14' 8"	13' 4"	11' 7" e	16' 5" i	14' 2" i	11' 7" a
1000S200-68	50	16' 10"	15' 2" e	12' 5" e	17' 6" i	15' 2" i	12' 5" a	15' 4"	13' 11" e	12' 2" e	17' 2" i	15' 2" i	12' 5" a
1000S250-68	50	17' 8"	15' 7" e	12' 9" e	18' 0" i	15' 7" i	12' 9" a	16' 0"	14' 7" e	12' 9" e	18' 0" i	15' 7" i	12' 9" a
1000S162-97	50	18' 1"	16' 5"	14' 4"	20' 4" i	18' 2" i	14' 10" i	16' 5"	14' 11"	13' 1"	18' 6" i	16' 9" i	14' 8" i
1000S200-97	50	18' 11"	17' 2"	15' 0"	21' 3" i	19' 3" i	15' 10" i	17' 2"	15' 7"	13' 8"	19' 3" i	17' 6" i	15' 4" i
1000S250-97	50	19' 8"	17' 11"	15' 8"	22' 1" i	20' 1" i	16' 11" i	17' 11"	16' 3"	14' 2"	20' 1" i	18' 3" i	15' 11" i
1000S162-118	50	19' 2"	17' 5"	15' 3"	21' 6" i	19' 7" i	16' 11" i	17' 5"	15' 10"	13' 10"	19' 7" i	17' 9" i	15' 6" i
1000S200-118	50	20' 1"	18' 3"	15' 11"	22' 6"	20' 5" i	17' 10" i	18' 3"	16' 7"	14' 6"	20' 5" i	18' 7" i	16' 3" i
1000S250-118	50	20' 11"	19' 0"	16' 7"	23' 5"	21' 4" i	18' 7" i	19' 0"	17' 3"	15' 1"	21' 4" i	19' 4" i	16' 11" i

See Allowable Floor Joist Span Table Notes on page 58.

# Floor Joist Span Tables

## 15 psf Dead Load and 125 psf Live Load

Member	Fy (ksi)	Live Load Deflection L/360						Live Load Deflection L/480					
		Single Span			Two Equal Spans			Single Span			Two Equal Spans		
		Spacing (in) o.c.			Spacing (in) o.c.			Spacing (in) o.c.			Spacing (in) o.c.		
		12	16	24	12	16	24	12	16	24	12	16	24
1200S162-54	50	14' 11" e	12' 11" e	9' 10" e	13' 2" a	10' 7" a	7' 8" a	14' 11" e	12' 11" e	9' 10" e	13' 2" a	10' 7" a	7' 8" a
1200S200-54	50	16' 2" e	14' 0" e	9' 10" e	13' 8" a	11' 0" a	7' 10" a	16' 2" e	14' 0" e	9' 10" e	13' 8" a	11' 0" a	7' 10" a
1200S250-54	50	16' 8" e	14' 5" e	9' 10" e	13' 10" a	11' 1" a	7' 10" a	16' 8" e	14' 5" e	9' 10" e	13' 10" a	11' 1" a	7' 10" a
1200S162-68	50	17' 9" e	15' 4" e	12' 7" e	17' 9" i	15' 4" i	11' 11" a	16' 11" e	15' 4" e	12' 7" e	17' 9" i	15' 4" i	11' 11" a
1200S200-68	50	19' 1" e	16' 6" e	13' 6" e	19' 1" i	16' 6" a	12' 6" a	17' 7" e	16' 0" e	13' 6" e	19' 1" i	16' 6" a	12' 6" a
1200S250-68	50	19' 9" e	17' 1" e	13' 11" e	19' 9" i	16' 10" a	12' 8" a	18' 4" e	16' 8" e	13' 11" e	19' 9" i	16' 10" a	12' 8" a
1200S162-97	50	21' 1" e	19' 2" e	16' 3" e	23' 0" i	19' 11" i	16' 3" i	19' 2" e	17' 5" e	15' 2" e	21' 6" i	19' 6" i	16' 3" i
1200S200-97	50	21' 11" e	19' 11" e	17' 5" e	24' 7" i	21' 4" i	17' 5" i	19' 11" e	18' 1" e	15' 10" e	22' 4" i	20' 4" i	17' 5" i
1200S250-97	50	22' 9" e	20' 8" e	18' 0" e	25' 5" i	22' 0" i	18' 0" i	20' 8" e	18' 10" e	16' 5" e	23' 3" i	21' 1" i	18' 0" i
1200S162-118	50	22' 5" e	20' 4" e	17' 9" e	25' 2" i	22' 10" i	18' 9" i	20' 4" e	18' 6" e	16' 2" e	22' 10" i	20' 9" i	18' 2" i
1200S200-118	50	23' 4" e	21' 2" e	18' 6" e	26' 2" i	23' 10" i	19' 11" i	21' 2" e	19' 3" e	16' 10" e	23' 10" i	21' 8" i	18' 11" i
1200S250-118	50	24' 3" e	22' 0" e	19' 3" e	27' 3" i	24' 9" i	20' 8" i	22' 0" e	20' 0" e	17' 6" e	24' 9" i	22' 6" i	19' 7" i
1200S300-118	50	25' 0" e	22' 9" e	19' 10" e	28' 1" i	25' 6" i	21' 11" i	22' 9" e	20' 8" e	18' 0" e	25' 6" i	23' 2" i	20' 3" i
1200S350-118	50	26' 4" e	23' 11" e	20' 10" e	29' 6" i	26' 10" i	23' 5" i	23' 11" e	21' 8" e	19' 0" e	26' 10" i	24' 4" i	21' 3" i
1400S200-54	50	16' 10" e	12' 7" e	8' 5" e	12' 11" a	10' 1" a	6' 9" a	16' 10" e	12' 7" e	8' 5" e	12' 11" a	10' 1" a	6' 9" a
1400S250-54	50	16' 10" e	12' 7" e	8' 5" e	13' 1" a	10' 1" a	6' 9" a	16' 10" e	12' 7" e	8' 5" e	13' 1" a	10' 1" a	6' 9" a
1400S300-54	50	16' 10" e	12' 7" e	8' 5" e	13' 2" a	10' 1" a	6' 9" a	16' 10" e	12' 7" e	8' 5" e	13' 2" a	10' 1" a	6' 9" a
1400S350-54	50	16' 10" e	12' 7" e	8' 5" e	13' 5" a	10' 1" a	6' 9" a	16' 10" e	12' 7" e	8' 5" e	13' 5" a	10' 1" a	6' 9" a
1400S200-68	50	20' 4" e	17' 8" e	14' 5" e	19' 9" i	16' 2" a	12' 0" a	19' 10" e	17' 8" e	14' 5" e	19' 9" i	16' 2" a	12' 0" a
1400S250-68	50	21' 2" e	18' 4" e	14' 11" e	20' 3" a	16' 6" a	12' 2" a	20' 8" e	18' 4" e	14' 11" e	20' 3" a	16' 6" a	12' 2" a
1400S300-68	50	21' 8" e	18' 9" e	15' 4" e	20' 6" a	16' 8" a	12' 4" a	21' 2" e	18' 9" e	15' 4" e	20' 6" a	16' 8" a	12' 4" a
1400S350-68	50	24' 2" e	20' 11" e	16' 11" e	21' 10" a	17' 8" a	12' 11" a	22' 9" e	20' 8" e	16' 11" e	21' 10" a	17' 8" a	12' 11" a
1400S200-97	50	24' 10" e	22' 6" e	18' 9" e	26' 6" i	22' 11" i	18' 9" i	22' 6" e	20' 6" e	17' 11" e	25' 4" i	22' 11" i	18' 9" i
1400S250-97	50	25' 9" e	23' 4" e	19' 5" e	27' 5" i	23' 9" i	19' 5" a	23' 4" e	21' 3" e	18' 7" e	26' 3" i	23' 9" i	19' 5" a
1400S300-97	50	26' 6" e	24' 1" e	19' 10" e	28' 1" i	24' 4" i	19' 10" a	24' 1" e	21' 11" e	19' 1" e	27' 0" i	24' 4" i	19' 10" a
1400S350-97	50	28' 0" e	25' 5" e	21' 11" e	31' 0" i	26' 10" i	21' 11" a	25' 5" e	23' 1" e	20' 2" e	28' 6" i	25' 11" i	21' 11" a
1400S200-118	50	26' 7" e	24' 1" e	21' 1" e	29' 10" i	26' 5" i	21' 7" i	24' 1" e	21' 11" e	19' 2" e	27' 1" i	24' 7" i	21' 6" i
1400S250-118	50	27' 6" e	25' 0" e	21' 10" e	30' 11" i	27' 5" i	22' 5" i	25' 0" e	22' 8" e	19' 10" e	28' 1" i	25' 6" i	22' 3" i
1400S300-118	50	28' 5" e	25' 10" e	22' 7" e	31' 11" i	28' 1" i	22' 11" i	25' 10" e	23' 5" e	20' 6" e	29' 0" i	26' 4" i	22' 11" i
1400S350-118	50	29' 9" e	27' 0" e	23' 7" e	33' 5" i	30' 4" i	25' 11" i	27' 0" e	24' 7" e	21' 5" e	30' 4" i	27' 7" i	24' 1" i
1600S200-68	50	21' 5" e	18' 7" e	14' 9" e	19' 3" a	15' 6" a	11' 4" a	21' 5" e	18' 7" e	14' 9" e	19' 3" a	15' 6" a	11' 4" a
1600S250-68	50	22' 4" e	19' 4" e	14' 9" e	19' 8" a	15' 10" a	11' 6" a	22' 4" e	19' 4" e	14' 9" e	19' 8" a	15' 10" a	11' 6" a
1600S300-68	50	22' 11" e	19' 10" e	14' 9" e	19' 11" a	16' 1" a	11' 8" a	22' 11" e	19' 10" e	14' 9" e	19' 11" a	16' 1" a	11' 8" a
1600S350-68	50	25' 9" e	22' 1" e	14' 9" e	21' 1" a	16' 11" a	11' 9" a	24' 8" e	22' 1" e	14' 9" e	21' 1" a	16' 11" a	11' 9" a
1600S200-97	50	27' 7" e	24' 3" e	19' 10" e	28' 0" i	24' 3" i	19' 10" a	25' 1" e	22' 9" e	19' 10" e	28' 0" i	24' 3" i	19' 10" a
1600S250-97	50	28' 7" e	25' 3" e	20' 8" e	29' 2" i	25' 3" i	20' 8" a	25' 11" e	23' 7" e	20' 7" e	29' 2" i	25' 3" i	20' 8" a
1600S300-97	50	29' 5" e	25' 11" e	21' 2" e	29' 11" i	25' 11" i	21' 2" a	26' 9" e	24' 3" e	21' 2" e	29' 11" i	25' 11" i	21' 2" a
1600S350-97	50	30' 10" e	28' 0" e	23' 5" e	33' 2" i	28' 8" a	23' 5" a	28' 0" e	25' 5" e	22' 3" e	31' 5" i	28' 7" a	23' 5" a
1600S200-118	50	29' 7" e	26' 11" e	23' 0" e	32' 6" i	28' 2" i	23' 0" i	26' 11" e	24' 5" e	21' 4" e	30' 2" i	27' 5" i	23' 0" i
1600S250-118	50	30' 7" e	27' 10" e	23' 11" e	33' 10" i	29' 3" i	23' 11" i	27' 10" e	25' 3" e	22' 1" e	31' 3" i	28' 4" i	23' 11" i
1600S300-118	50	31' 7" e	28' 8" e	24' 7" e	34' 9" i	30' 1" i	24' 7" i	28' 8" e	26' 1" e	22' 9" e	32' 2" i	29' 3" i	24' 7" i
1600S350-118	50	33' 0" e	30' 0" e	26' 2" e	37' 0" i	33' 0" i	26' 11" a	30' 0" e	27' 3" e	23' 9" e	33' 8" i	30' 7" i	26' 8" i

See Allowable Floor Joist Span Table Notes on page 58.

# Floor Joist Span Tables



## 40 psf Dead Load and 125 psf Live Load

Member	Fy (ksi)	Live Load Deflection L/360						Live Load Deflection L/480					
		Single Span			Two Equal Spans			Single Span			Two Equal Spans		
		Spacing (in) o.c.			Spacing (in) o.c.			Spacing (in) o.c.			Spacing (in) o.c.		
		12	16	24	12	16	24	12	16	24	12	16	24
600S162-33	33	6' 2" e	5' 4" e	3' 10" e	5' 3" a	4' 3" a	3' 1" a	6' 2" e	5' 4" e	3' 10" e	5' 3" a	4' 3" a	3' 1" a
600S200-33	33	6' 7" e	5' 9" e	3' 10" e	5' 6" a	4' 4" a	3' 1" a	6' 7" e	5' 9" e	3' 10" e	5' 6" a	4' 4" a	3' 1" a
600S162-43	33	7' 8" e	6' 7" e	5' 5" e	7' 8" a	6' 7" a	5' 2" a	7' 8" e	6' 7" e	5' 5" e	7' 8" a	6' 7" a	5' 2" a
600S200-43	33	7' 11" e	6' 10" e	5' 7" e	7' 11" a	6' 10" a	5' 3" a	7' 11" e	6' 10" e	5' 7" e	7' 11" a	6' 10" a	5' 3" a
600S250-43	33	8' 1" e	7' 0" e	5' 9" e	8' 1" a	7' 0" a	5' 4" a	8' 1" e	7' 0" e	5' 9" e	8' 1" a	7' 0" a	5' 4" a
600S162-54	50	10' 0"	8' 10" e	7' 3" e	10' 3" i	8' 10" i	7' 3" a	9' 1" i	8' 3" i	7' 3" e	10' 2" i	8' 10" i	7' 3" a
600S200-54	50	10' 6"	9' 1" e	7' 5" e	10' 6" i	9' 1" i	7' 5" a	9' 7" i	8' 8" e	7' 5" e	10' 6" i	9' 1" i	7' 5" a
600S250-54	50	10' 9"	9' 4" e	7' 7" e	10' 9" i	9' 4" i	7' 7" a	9' 11" i	9' 1" e	7' 7" e	10' 9" i	9' 4" i	7' 7" a
600S162-68	50	10' 9"	9' 9"	8' 6" e	12' 0" i	10' 5" i	8' 6" i	9' 9" i	8' 10" i	7' 9" i	10' 11" i	9' 11" i	8' 6" i
600S200-68	50	11' 3"	10' 3"	8' 11" e	12' 8" i	11' 0" i	8' 11" i	10' 3" i	9' 4" i	8' 2" i	11' 6" i	10' 5" i	8' 11" i
600S250-68	50	11' 10"	10' 9"	8' 11" e	12' 7" i	10' 11" i	8' 11" i	10' 9" i	9' 9" i	8' 6" e	12' 1" i	10' 11" i	8' 11" i
600S162-97	50	11' 11"	10' 10"	9' 5" e	13' 4" i	12' 1" i	10' 7" i	10' 10" i	9' 10" i	8' 7" i	12' 1" i	11' 0" i	9' 7" i
600S200-97	50	12' 6"	11' 4"	9' 11" e	14' 1" i	12' 9" i	11' 2" i	11' 4" i	10' 4" i	9' 0" i	12' 9" i	11' 7" i	10' 2" i
600S250-97	50	13' 2"	11' 11"	10' 5" e	14' 9" i	13' 5" i	11' 7" i	11' 11" i	10' 10" i	9' 6" i	13' 5" i	12' 2" i	10' 8" i
600S162-118	50	12' 7"	11' 5"	10' 0"	14' 1" i	12' 10" i	11' 2" i	11' 5" i	10' 4" i	9' 1" i	12' 10" i	11' 8" i	10' 2" i
600S200-118	50	13' 3"	12' 0"	10' 6" e	14' 10" i	13' 6" i	11' 10" i	12' 0" i	10' 11" i	9' 7" i	13' 6" i	12' 3" i	10' 9" i
600S250-118	50	13' 11"	12' 8"	11' 1" e	15' 8" i	14' 2" i	12' 5" i	12' 8" i	11' 6" i	10' 0" i	14' 2" i	12' 11" i	11' 3" i
800S162-33	33	5' 9" e	4' 4" e	2' 10" e	4' 7" a	3' 5" a	2' 4" a	5' 9" e	4' 4" e	2' 10" e	4' 7" a	3' 5" a	2' 4" a
800S200-33	33	5' 9" e	4' 4" e	2' 10" e	4' 7" a	3' 5" a	2' 4" a	5' 9" e	4' 4" e	2' 10" e	4' 7" a	3' 5" a	2' 4" a
800S162-43	33	8' 7" e	7' 5" e	6' 1" e	8' 0" a	6' 5" a	4' 9" a	8' 7" e	7' 5" e	6' 1" e	8' 0" a	6' 5" a	4' 9" a
800S200-43	33	9' 3" e	8' 0" e	6' 4" e	8' 3" a	6' 8" a	4' 11" a	9' 3" e	8' 0" e	6' 4" e	8' 3" a	6' 8" a	4' 11" a
800S250-43	33	9' 5" e	8' 2" e	6' 4" e	8' 5" a	6' 9" a	4' 11" a	9' 5" e	8' 2" e	6' 4" e	8' 5" a	6' 9" a	4' 11" a
800S162-54	50	11' 6" e	10' 0" e	8' 2" e	11' 6" i	10' 0" a	7' 8" a	11' 4" e	10' 0" e	8' 2" e	11' 6" i	10' 0" a	7' 8" a
800S200-54	50	12' 3" e	10' 8" e	8' 8" e	12' 3" i	10' 8" a	8' 0" a	12' 0" e	10' 8" e	8' 8" e	12' 3" i	10' 8" a	8' 0" a
800S250-54	50	12' 7" e	10' 11" e	8' 11" e	12' 7" a	10' 9" a	8' 1" a	12' 6" e	10' 11" e	8' 11" e	12' 7" a	10' 9" a	8' 1" a
800S162-68	50	13' 6"	11' 8"	9' 7" e	13' 6" i	11' 8" i	9' 7" a	12' 3" i	11' 2" i	9' 7" e	13' 6" i	11' 8" i	9' 7" a
800S200-68	50	14' 2"	12' 11" e	10' 6" e	14' 10" i	12' 11" i	10' 6" a	12' 11" i	11' 8" i	10' 3" e	14' 5" i	12' 11" i	10' 6" a
800S250-68	50	14' 9"	12' 9" e	10' 5" e	14' 9" i	12' 9" i	10' 5" a	13' 5" i	12' 2" e	10' 5" e	14' 9" i	12' 9" i	10' 5" a
800S162-97	50	15' 0"	13' 8"	11' 11" e	16' 11" i	14' 9" i	12' 1" i	13' 8" i	12' 5" i	10' 10" i	15' 4" i	13' 11" i	12' 1" i
800S200-97	50	15' 9"	14' 4"	12' 6" e	17' 8" i	16' 1" i	13' 6" i	14' 4" i	13' 0" i	11' 4" i	16' 1" i	14' 7" i	12' 9" i
800S250-97	50	16' 6"	15' 0"	13' 1" e	18' 6" i	16' 10" i	13' 9" i	15' 0" i	13' 7" i	11' 11" i	16' 10" i	15' 3" i	13' 4" i
800S162-118	50	15' 11"	14' 5"	12' 7" e	17' 10" i	16' 3" i	14' 2" i	14' 5" i	13' 2" i	11' 6" i	16' 3" i	14' 9" i	12' 11" i
800S200-118	50	16' 8"	15' 2"	13' 3" e	18' 9" i	17' 0" i	14' 11" i	15' 2" i	13' 9" i	12' 0" i	17' 0" i	15' 6" i	13' 6" i
800S250-118	50	17' 6"	15' 10"	13' 10" e	19' 7" i	17' 10" i	15' 7" i	15' 10" i	14' 5" i	12' 7" i	17' 10" i	16' 2" i	14' 2" i
1000S162-43	33	9' 6" e	7' 7" e	5' 1" e	7' 6" a	5' 11" a	4' 1" a	9' 6" e	7' 7" e	5' 1" e	7' 6" a	5' 11" a	4' 1" a
1000S200-43	33	10' 2" e	7' 7" e	5' 1" e	7' 9" a	6' 1" a	4' 1" a	10' 2" e	7' 7" e	5' 1" e	7' 9" a	6' 1" a	4' 1" a
1000S250-43	33	10' 2" e	7' 7" e	5' 1" e	7' 10" a	6' 1" a	4' 1" a	10' 2" e	7' 7" e	5' 1" e	7' 10" a	6' 1" a	4' 1" a
1000S162-54	50	12' 9" e	11' 1" e	9' 0" e	12' 2" a	9' 11" a	7' 4" a	12' 9" e	11' 1" e	9' 0" e	12' 2" a	9' 11" a	7' 4" a
1000S200-54	50	13' 9" e	11' 11" e	9' 8" e	12' 8" a	10' 3" a	7' 6" a	13' 9" e	11' 11" e	9' 8" e	12' 8" a	10' 3" a	7' 6" a
1000S250-54	50	14' 1" e	12' 3" e	10' 0" e	12' 10" a	10' 5" a	7' 7" a	14' 1" e	12' 3" e	10' 0" e	12' 10" a	10' 5" a	7' 7" a
1000S162-68	50	15' 1"	13' 1" e	10' 8" e	15' 1" i	13' 1" i	10' 8" a	14' 8" i	13' 1" e	10' 8" e	15' 1" i	13' 1" i	10' 8" a
1000S200-68	50	16' 2" e	14' 0" e	11' 5" e	16' 2" i	14' 0" a	11' 5" a	15' 4" i	13' 11" e	11' 5" e	16' 2" i	14' 0" a	11' 5" a
1000S250-68	50	16' 7" e	14' 4" e	11' 9" e	16' 7" i	14' 4" a	11' 7" a	16' 0" e	14' 4" e	11' 9" e	16' 7" i	14' 4" a	11' 7" a
1000S162-97	50	18' 1"	16' 5"	13' 8" e	19' 4" i	16' 9" i	13' 8" i	16' 5" i	14' 11" i	13' 1" i	18' 6" i	16' 9" i	13' 8" i
1000S200-97	50	18' 11"	17' 2"	14' 7" e	20' 7" i	17' 10" i	14' 7" i	17' 2" i	15' 7" i	13' 8" i	19' 3" i	17' 6" i	14' 7" i
1000S250-97	50	19' 8"	17' 11"	15' 7" e	22' 0" i	19' 1" i	15' 7" i	17' 11" i	16' 3" i	14' 2" i	20' 1" i	18' 3" i	15' 7" i
1000S162-118	50	19' 2"	17' 5"	15' 3" e	21' 6" i	19' 1" i	15' 7" i	17' 5" i	15' 10" i	13' 10" i	19' 7" i	17' 9" i	15' 6" i
1000S200-118	50	20' 1"	18' 3"	15' 11" e	22' 6" i	20' 3" i	16' 7" i	18' 3" i	16' 7" i	14' 6" i	20' 5" i	18' 7" i	16' 3" i
1000S250-118	50	20' 11"	19' 0"	16' 7" e	23' 5" i	21' 4" i	18' 0" i	19' 0" i	17' 3" i	15' 1" i	21' 4" i	19' 4" i	16' 11" i

See Allowable Floor Joist Span Table Notes on page 58.

# Floor Joist Span Tables




## 40 psf Dead Load and 125 psf Live Load

Member	Fy (ksi)	Live Load Deflection L/360						Live Load Deflection L/480					
		Single Span			Two Equal Spans			Single Span			Two Equal Spans		
		Spacing (in) o.c.			Spacing (in) o.c.			Spacing (in) o.c.			Spacing (in) o.c.		
		12	16	24	12	16	24	12	16	24	12	16	24
1200S162-54	50	13' 9" e	11' 11" e	8' 4" e	11' 7" a	9' 4" a	6' 8" a	13' 9" e	11' 11" e	8' 4" e	11' 7" a	9' 4" a	6' 8" a
1200S200-54	50	14' 11" e	12' 6" e	8' 4" e	12' 1" a	9' 8" a	6' 8" a	14' 11" e	12' 6" e	8' 4" e	12' 1" a	9' 8" a	6' 8" a
1200S250-54	50	15' 4" e	12' 6" e	8' 4" e	12' 3" a	9' 9" a	6' 8" a	15' 4" e	12' 6" e	8' 4" e	12' 3" a	9' 9" a	6' 8" a
1200S162-68	50	16' 4" e	14' 2" e	11' 7" e	16' 4" i	14' 1" a	10' 7" a	16' 4" e	14' 2" e	11' 7" e	16' 4" i	14' 1" a	10' 7" a
1200S200-68	50	17' 7" e	15' 3" e	12' 5" e	17' 7" i	14' 9" a	11' 1" a	17' 7" e	15' 3" e	12' 5" e	17' 7" i	14' 9" a	11' 1" a
1200S250-68	50	18' 2" e	15' 9" e	12' 10" e	18' 2" a	15' 1" a	11' 3" a	18' 2" e	15' 9" e	12' 10" e	18' 2" a	15' 1" a	11' 3" a
1200S162-97	50	21' 1" i	18' 4" i	15' 0" e	21' 3" i	18' 4" i	15' 0" i	19' 2" i	17' 5" i	15' 0" e	21' 3" i	18' 4" i	15' 0" i
1200S200-97	50	21' 11" i	19' 7" i	16' 0" e	22' 8" i	19' 7" i	16' 0" i	19' 11" i	18' 1" i	15' 10" e	22' 4" i	19' 7" i	16' 0" i
1200S250-97	50	22' 9" i	20' 3" i	16' 7" e	23' 5" i	20' 3" i	16' 7" i	20' 8" i	18' 10" i	16' 5" e	23' 3" i	20' 3" i	16' 7" i
1200S162-118	50	22' 5" i	20' 4" i	17' 3" i	24' 5" i	21' 2" i	17' 3" i	20' 4" i	18' 6" i	16' 2" i	22' 10" i	20' 9" i	17' 3" i
1200S200-118	50	23' 4" i	21' 2" i	18' 4" i	26' 0" i	22' 6" i	18' 4" i	21' 2" i	19' 3" i	16' 10" i	23' 10" i	21' 8" i	18' 4" i
1200S250-118	50	24' 3" i	22' 0" i	19' 0" i	26' 10" i	23' 3" i	19' 0" i	22' 0" i	20' 0" i	17' 6" i	24' 9" i	22' 6" i	19' 0" i
1200S300-118	50	25' 0" i	22' 9" i	19' 10" i	28' 1" i	24' 9" i	20' 2" i	22' 9" i	20' 8" i	18' 0" i	25' 6" i	23' 2" i	20' 2" i
1200S350-118	50	26' 4" i	23' 11" i	20' 10" e	29' 6" i	26' 10" i	22' 0" i	23' 11" i	21' 8" i	19' 0" i	26' 10" i	24' 4" i	21' 3" i
1400S200-54	50	14' 3" e	10' 8" e	7' 2" e	11' 3" a	8' 7" a	5' 8" a	14' 3" e	10' 8" e	7' 2" e	11' 3" a	8' 7" a	5' 8" a
1400S250-54	50	14' 3" e	10' 8" e	7' 2" e	11' 5" a	8' 7" a	5' 8" a	14' 3" e	10' 8" e	7' 2" e	11' 5" a	8' 7" a	5' 8" a
1400S300-54	50	14' 3" e	10' 8" e	7' 2" e	11' 5" a	8' 7" a	5' 8" a	14' 3" e	10' 8" e	7' 2" e	11' 5" a	8' 7" a	5' 8" a
1400S350-54	50	14' 3" e	10' 8" e	7' 2" e	11' 5" a	8' 7" a	5' 8" a	14' 3" e	10' 8" e	7' 2" e	11' 5" a	8' 7" a	5' 8" a
1400S200-68	50	18' 9" e	16' 3" e	13' 3" e	17' 8" a	14' 4" a	10' 7" a	18' 9" e	16' 3" e	13' 3" e	17' 8" a	14' 4" a	10' 7" a
1400S250-68	50	19' 6" e	16' 10" e	13' 9" e	18' 0" a	14' 7" a	10' 9" a	19' 6" e	16' 10" e	13' 9" e	18' 0" a	14' 7" a	10' 9" a
1400S300-68	50	19' 11" e	17' 3" e	14' 1" e	18' 3" a	14' 9" a	10' 10" a	19' 11" e	17' 3" e	14' 1" e	18' 3" a	14' 9" a	10' 10" a
1400S350-68	50	22' 3" e	19' 3" e	14' 4" e	19' 4" a	15' 7" a	11' 4" a	22' 3" e	19' 3" e	14' 4" e	19' 4" a	15' 7" a	11' 4" a
1400S200-97	50	24' 5" i	21' 1" e	17' 3" e	24' 5" i	21' 1" i	17' 3" a	22' 6" i	20' 6" i	17' 3" e	24' 5" i	21' 1" i	17' 3" a
1400S250-97	50	25' 3" i	21' 11" e	17' 10" e	25' 3" i	21' 11" i	17' 10" a	23' 4" i	21' 3" e	17' 10" e	25' 3" i	21' 11" i	17' 10" a
1400S300-97	50	25' 10" i	22' 5" e	18' 3" e	25' 10" i	22' 5" i	18' 3" a	24' 1" i	21' 11" e	18' 3" e	25' 10" i	22' 5" i	18' 3" a
1400S350-97	50	28' 0" e	24' 8" e	20' 2" e	28' 6" i	24' 8" i	20' 2" a	25' 5" i	23' 1" e	20' 2" e	28' 6" i	24' 8" i	20' 2" a
1400S200-118	50	26' 7" i	24' 1" i	19' 11" i	28' 1" i	24' 4" i	19' 11" i	24' 1" i	21' 11" i	19' 2" i	27' 1" i	24' 4" i	19' 11" i
1400S250-118	50	27' 6" i	25' 0" i	20' 7" e	29' 2" i	25' 3" i	20' 7" i	25' 0" i	22' 8" i	19' 10" i	28' 1" i	25' 3" i	20' 7" i
1400S300-118	50	28' 5" i	25' 10" i	21' 2" e	29' 11" i	25' 10" i	21' 2" i	25' 10" i	23' 5" i	20' 6" e	29' 0" i	25' 10" i	21' 2" i
1400S350-118	50	29' 9" i	27' 0" i	23' 7" e	33' 5" i	29' 3" i	23' 11" a	27' 0" i	24' 7" i	21' 5" e	30' 4" i	27' 7" i	23' 11" a
1600S200-68	50	19' 9" e	17' 1" e	12' 6" e	17' 0" a	13' 8" a	9' 11" a	19' 9" e	17' 1" e	12' 6" e	17' 0" a	13' 8" a	9' 11" a
1600S250-68	50	20' 7" e	17' 10" e	12' 6" e	17' 4" a	13' 11" a	10' 0" a	20' 7" e	17' 10" e	12' 6" e	17' 4" a	13' 11" a	10' 0" a
1600S300-68	50	21' 2" e	18' 4" e	12' 6" e	17' 7" a	14' 1" a	10' 0" a	21' 2" e	18' 4" e	12' 6" e	17' 7" a	14' 1" a	10' 0" a
1600S350-68	50	23' 8" e	18' 9" e	12' 6" e	18' 7" a	14' 9" a	10' 0" a	23' 8" e	18' 9" e	12' 6" e	18' 7" a	14' 9" a	10' 0" a
1600S200-97	50	25' 10" i	22' 4" e	18' 3" e	25' 10" i	22' 4" i	18' 3" a	25' 1" i	22' 4" e	18' 3" e	25' 10" i	22' 4" i	18' 3" a
1600S250-97	50	26' 10" i	23' 3" e	19' 0" e	26' 10" i	23' 3" i	19' 0" a	25' 11" i	23' 3" e	19' 0" e	26' 10" i	23' 3" i	19' 0" a
1600S300-97	50	27' 7" e	23' 11" e	19' 6" e	27' 7" i	23' 11" i	19' 6" a	26' 9" i	23' 11" e	19' 6" e	27' 7" i	23' 11" i	19' 6" a
1600S350-97	50	30' 6" e	26' 5" e	21' 7" e	30' 6" i	26' 5" a	21' 2" a	28' 0" e	25' 5" e	21' 7" e	30' 6" i	26' 5" a	21' 2" a
1600S200-118	50	29' 7" i	25' 11" i	21' 2" e	29' 11" i	25' 11" i	21' 2" i	26' 11" i	24' 5" i	21' 2" e	29' 11" i	25' 11" i	21' 2" i
1600S250-118	50	30' 7" i	27' 0" i	22' 0" e	31' 2" i	27' 0" i	22' 0" i	27' 10" i	25' 3" i	22' 0" e	31' 2" i	27' 0" i	22' 0" i
1600S300-118	50	31' 7" i	27' 9" i	22' 8" e	32' 0" i	27' 9" i	22' 8" i	28' 8" i	26' 1" i	22' 8" e	32' 0" i	27' 9" i	22' 8" i
1600S350-118	50	33' 0" i	30' 0" e	24' 10" e	35' 1" i	30' 5" i	24' 10" a	30' 0" i	27' 3" i	23' 9" e	33' 8" i	30' 5" i	24' 10" a


See Allowable Floor Joist Span Table Notes on page 58.

## Header Load Table Notes

1. Calculated properties are based on AISI S100-16, "North American Specification for Design of Cold-Formed Steel Structural Members."
2. Allowable deflection limit is  $L/360$ .
3. Allowable capacities have not been modified for wind or earthquake loading.
4. Headers are made from two "boxed" or back-to-back members.
4. Allowable moment, shear, and web crippling capacities are based on twice the capacity of a single member. The moment of inertia is based on twice the value of the single member.
5. Minimum bearing length for web crippling = 1-inch
6. Capacities are calculated for unpunched members only.
7. Members are assumed adequately braced for bending.
8. Allowable loads are for simply supported headers with uniform bending loads only.
9. "e" Web stiffeners are required at each support.



Boxed Header



Back-to-Back "I" Header



# Header Load Tables

Header Allowable Uniform Loads (lb/ft)								
Member	Yield, $F_y$ , ksi	SPAN						
		3 (ft)	4 (ft)	5 (ft)	6 (ft)	8 (ft)	10 (ft)	12 (ft)
550S162-33	33	931 e	699 e	539 e	375 e	211 e	127 e	74 e
550S162-43	33	2067 e	1232 e	789 e	548 e	308 e	165 e	95 e
550S162-54	33	2779 e	1563 e	1001 e	695 e	391 e	203 e	118
550S162-54	50	3979 e	2238 e	1433 e	941 e	397 e	203	118
550S162-68	33	3514 e	1977 e	1265 e	879 e	489 e	250 e	145
550S162-68	50	5176 e	2912 e	1863 e	1158 e	489 e	250	145
600S137-33	33	851 e	638 e	479 e	333 e	187 e	120 e	78 e
600S162-33	33	851 e	638 e	510 e	423 e	238 e	152 e	91 e
600S200-33	33	851 e	638 e	510 e	425 e	256 e	164 e	104 e
600S137-43	33	1887 e	1061 e	679 e	472 e	265 e	170 e	103 e
600S162-43	33	1888 e	1390 e	890 e	618 e	348 e	202 e	117 e
600S200-43	33	1888 e	1416 e	920 e	639 e	359 e	230 e	136 e
600S250-43	33	1888 e	1416 e	967 e	672 e	378 e	242 e	156 e
600S137-54	33	2436 e	1370 e	877 e	609 e	343 e	219 e	127
600S137-54	50	3446 e	1938 e	1241 e	862 e	430 e	220	127
600S162-54	33	3136 e	1764 e	1129 e	784 e	441 e	250 e	145 e
600S162-54	50	3012 e	1694 e	1084 e	753 e	424 e	250 e	145
600S200-54	33	3566 e	2006 e	1284 e	891 e	501 e	290 e	168 e
600S200-54	50	3764 e	2533 e	1621 e	1126 e	567 e	290 e	168
600S250-54	33	3392 e	1908 e	1221 e	848 e	477 e	305 e	193 e
600S250-54	50	3764 e	2667 e	1707 e	1185 e	643 e	329 e	190
600S137-68	33	3563 e	2004 e	1283 e	891 e	501 e	270 e	157
600S137-68	50	4570 e	2570 e	1645 e	1142 e	528 e	270	157
600S162-68	33	3969 e	2232 e	1429 e	992 e	558 e	308 e	178
600S162-68	50	5847 e	3289 e	2105 e	1426 e	602 e	308	178
600S200-68	33	4507 e	2535 e	1622 e	1127 e	634 e	358 e	207 e
600S200-68	50	6476 e	3642 e	2331 e	1619 e	700 e	358	207
600S250-68	33	4862 e	2735 e	1750 e	1216 e	684 e	413 e	239 e
600S250-68	50	6147 e	3458 e	2213 e	1537 e	806 e	413 e	239
600S137-97	33	5108 e	2873 e	1839 e	1277 e	715 e	366	212
600S137-97	50	7526 e	4233 e	2709 e	1695 e	715	366	212
600S162-97	33	5684 e	3198 e	2046 e	1421 e	799 e	419	243
600S162-97	50	8404 e	4728 e	3026 e	1942 e	819	419	243
600S200-97	33	6443 e	3624 e	2319 e	1611 e	906 e	491 e	284
600S200-97	50	9560 e	5378 e	3442 e	2271 e	958 e	491	284
600S250-97	33	7231 e	4068 e	2603 e	1808 e	1017 e	568 e	329
600S250-97	50	10279 e	5782 e	3700 e	2570 e	1109 e	568	329
600S162-118	33	6936 e	3902 e	2497 e	1734 e	965 e	494	286
600S162-118	50	10213 e	5745 e	3677 e	2288 e	965	494	286
600S200-118	33	7859 e	4421 e	2829 e	1965 e	1105 e	581	336
600S200-118	50	11621 e	6537 e	4183 e	2688 e	1134	581	336
600S250-118	33	8827 e	4965 e	3178 e	2207 e	1241 e	674 e	390
600S250-118	50	12729 e	7160 e	4582 e	3122 e	1317 e	674	390

See Header Load Table Notes on page 72.

# Header Load Tables



## Header Allowable Uniform Loads (lb/ft)

Member	Yield, $F_y$ , ksi	SPAN						
		3 (ft)	4 (ft)	5 (ft)	6 (ft)	8 (ft)	10 (ft)	12 (ft)
800S137-33	33	632 e	474 e	379 e	316 e	237 e	164 e	114 e
800S162-33	33	632 e	474 e	379 e	316 e	237 e	187 e	130 e
800S200-33	33	632 e	474 e	379 e	316 e	237 e	190 e	149 e
800S137-43	33	1402 e	1051 e	841 e	656 e	369 e	236 e	164 e
800S162-43	33	1402 e	1051 e	841 e	701 e	420 e	269 e	186 e
800S200-43	33	1402 e	1051 e	841 e	701 e	526 e	341 e	237 e
800S250-43	33	1402 e	1051 e	841 e	701 e	526 e	346 e	240 e
800S137-54	33	2788 e	1941 e	1242 e	863 e	485 e	311 e	216 e
800S137-54	50	2788 e	2091 e	1673 e	1201 e	676 e	432 e	252 e
800S162-54	33	2788 e	2091 e	1406 e	976 e	549 e	351 e	244 e
800S162-54	50	2788 e	2091 e	1673 e	1363 e	767 e	489 e	283 e
800S200-54	33	2788 e	2091 e	1673 e	1324 e	745 e	477 e	331 e
800S200-54	50	2788 e	2091 e	1673 e	1394 e	935 e	574 e	332 e
800S250-54	33	2788 e	2091 e	1673 e	1253 e	705 e	451 e	313 e
800S250-54	50	2788 e	2091 e	1673 e	1394 e	951 e	609 e	373 e
800S137-68	33	4511 e	2538 e	1624 e	1128 e	634 e	406 e	282 e
800S137-68	50	5628 e	3664 e	2345 e	1628 e	916 e	549 e	318 e
800S162-68	33	5085 e	2860 e	1831 e	1271 e	715 e	458 e	318 e
800S162-68	50	5628 e	4150 e	2656 e	1845 e	1038 e	618 e	358 e
800S200-68	33	5628 e	3774 e	2415 e	1677 e	944 e	604 e	412 e
800S200-68	50	5628 e	4221 e	3377 e	2415 e	1359 e	712 e	412 e
800S250-68	33	5628 e	4028 e	2578 e	1790 e	1007 e	644 e	448 e
800S250-68	50	5628 e	4221 e	3288 e	2283 e	1284 e	808 e	467 e
800S137-97	33	7865 e	4424 e	2831 e	1966 e	1106 e	708 e	435 e
800S137-97	50	9535 e	5363 e	3432 e	2384 e	1341 e	752 e	435 e
800S162-97	33	8633 e	4856 e	3108 e	2158 e	1214 e	777 e	491 e
800S162-97	50	10772 e	6059 e	3878 e	2693 e	1515 e	849 e	491 e
800S200-97	33	9647 e	5427 e	3473 e	2412 e	1357 e	868 e	567 e
800S200-97	50	14316 e	8052 e	5154 e	3579 e	1913 e	979 e	567 e
800S250-97	33	10677 e	6006 e	3844 e	2669 e	1501 e	961 e	647 e
800S250-97	50	14514 e	8558 e	5477 e	3804 e	2140 e	1118 e	647 e
800S162-118	33	10588 e	5956 e	3812 e	2647 e	1489 e	953 e	582 e
800S162-118	50	15590 e	8769 e	5612 e	3897 e	1964 e	1006 e	582 e
800S200-118	33	11819 e	6648 e	4255 e	2955 e	1662 e	1064 e	674 e
800S200-118	50	17474 e	9829 e	6291 e	4369 e	2273 e	1164 e	674 e
800S250-118	33	13083 e	7359 e	4710 e	3271 e	1840 e	1177 e	771 e
800S250-118	50	18890 e	10626 e	6801 e	4723 e	2602 e	1332 e	771 e
1000S137-43	33	1115 e	836 e	669 e	557 e	418 e	302 e	210 e
1000S162-43	33	1115 e	836 e	669 e	557 e	418 e	334 e	238 e
1000S200-43	33	1115 e	836 e	669 e	557 e	418 e	334 e	269 e
1000S250-43	33	1115 e	836 e	669 e	557 e	418 e	334 e	279 e
1000S137-54	33	2214 e	1661 e	1329 e	1107 e	628 e	402 e	279 e
1000S137-54	50	2214 e	1661 e	1329 e	1107 e	830 e	554 e	385 e
1000S162-54	33	2214 e	1661 e	1329 e	1107 e	709 e	454 e	315 e
1000S162-54	50	2214 e	1661 e	1329 e	1107 e	830 e	628 e	436 e
1000S200-54	33	2214 e	1661 e	1329 e	1107 e	817 e	523 e	363 e
1000S200-54	50	2214 e	1661 e	1329 e	1107 e	830 e	664 e	473 e
1000S250-54	33	2214 e	1661 e	1329 e	1107 e	830 e	600 e	417 e
1000S250-54	50	2214 e	1661 e	1329 e	1107 e	830 e	664 e	521 e
1000S137-68	33	4460 e	3341 e	2138 e	1485 e	835 e	535 e	371 e
1000S137-68	50	4460 e	3345 e	2676 e	2116 e	1190 e	762 e	529 e
1000S162-68	33	4460 e	3345 e	2399 e	1666 e	937 e	600 e	416 e
1000S162-68	50	4460 e	3345 e	2676 e	2230 e	1344 e	860 e	597 e
1000S200-68	33	4460 e	3345 e	2676 e	1908 e	1073 e	687 e	477 e
1000S200-68	50	4460 e	3345 e	2676 e	2230 e	1510 e	966 e	671 e
1000S250-68	33	4460 e	3345 e	2676 e	2230 e	1374 e	879 e	610 e
1000S250-68	50	4460 e	3345 e	2676 e	2230 e	1673 e	1105 e	768 e
1000S137-97	33	8896 e	5004 e	3202 e	2224 e	1251 e	801 e	556 e
1000S137-97	50	12938 e	7278 e	4658 e	3234 e	1819 e	1164 e	769 e
1000S162-97	33	9935 e	5588 e	3576 e	2484 e	1397 e	894 e	621 e
1000S162-97	50	13151 e	8158 e	5221 e	3626 e	2039 e	1305 e	858 e
1000S200-97	33	11322 e	6368 e	4076 e	2830 e	1592 e	1019 e	708 e
1000S200-97	50	13151 e	9334 e	5974 e	4148 e	2333 e	1493 e	978 e
1000S250-97	33	11791 e	8201 e	5249 e	3645 e	2050 e	1312 e	911 e
1000S250-97	50	13151 e	9864 e	7500 e	5209 e	2930 e	1875 e	1104 e

See Header Load Table Notes on page 72.

# Header Load Tables

Header Allowable Uniform Loads (lb/ft)								
Member	Yield, F <sub>y</sub> , ksi	SPAN						
		3 (ft)	4 (ft)	5 (ft)	6 (ft)	8 (ft)	10 (ft)	12 (ft)
1000S162-118	33	14850 e	8353 e	5346 e	3713 e	2088 e	1337 e	928 e
1000S162-118	50	17894 e	10065 e	6442 e	4473 e	2516 e	1610 e	1020 e
1000S200-118	33	16370 e	9208 e	5893 e	4093 e	2302 e	1473 e	1023 e
1000S200-118	50	20451 e	11504 e	7362 e	5113 e	2876 e	1841 e	1166 e
1000S250-118	33	17585 e	10074 e	6447 e	4477 e	2519 e	1612 e	1119 e
1000S250-118	50	21646 e	14570 e	9325 e	6476 e	3642 e	2280 e	1319 e
1200S137-54	33	1836 e	1377 e	1102 e	918 e	689 e	493 e	343 e
1200S137-54	50	1836 e	1377 e	1102 e	918 e	689 e	551 e	459 e
1200S162-54	33	1836 e	1377 e	1102 e	918 e	689 e	551 e	386 e
1200S162-54	50	1836 e	1377 e	1102 e	918 e	689 e	551 e	459 e
1200S200-54	33	1836 e	1377 e	1102 e	918 e	689 e	551 e	444 e
1200S200-54	50	1836 e	1377 e	1102 e	918 e	689 e	551 e	459 e
1200S250-54	33	1836 e	1377 e	1102 e	918 e	689 e	551 e	454 e
1200S250-54	50	1836 e	1377 e	1102 e	918 e	689 e	551 e	459 e
1200S137-68	33	3694 e	2771 e	2217 e	1843 e	1037 e	664 e	461 e
1200S137-68	50	3694 e	2771 e	2217 e	1847 e	1385 e	937 e	651 e
1200S162-68	33	3694 e	2771 e	2217 e	1847 e	1160 e	742 e	515 e
1200S162-68	50	3694 e	2771 e	2217 e	1847 e	1385 e	1056 e	733 e
1200S200-68	33	3694 e	2771 e	2217 e	1847 e	1324 e	847 e	588 e
1200S200-68	50	3694 e	2771 e	2217 e	1847 e	1385 e	1108 e	821 e
1200S250-68	33	3694 e	2771 e	2217 e	1847 e	1385 e	921 e	640 e
1200S250-68	50	3694 e	2771 e	2217 e	1847 e	1385 e	1108 e	834 e
1200S137-97	33	10863 e	6421 e	4109 e	2854 e	1605 e	1027 e	713 e
1200S137-97	50	10863 e	8147 e	5854 e	4065 e	2287 e	1463 e	1016 e
1200S162-97	33	10863 e	7126 e	4561 e	3167 e	1781 e	1140 e	792 e
1200S162-97	50	10863 e	8147 e	6518 e	4537 e	2552 e	1633 e	1134 e
1200S200-97	33	10863 e	8068 e	5163 e	3586 e	2017 e	1291 e	896 e
1200S200-97	50	10863 e	8147 e	6518 e	5167 e	2907 e	1860 e	1292 e
1200S250-97	33	10863 e	8147 e	5792 e	4022 e	2263 e	1448 e	1006 e
1200S250-97	50	10863 e	8147 e	6518 e	5431 e	3142 e	2011 e	1397 e
1200S162-118	33	15685 e	8823 e	5646 e	3921 e	2206 e	1412 e	980 e
1200S162-118	50	19981 e	12896 e	8253 e	5731 e	3224 e	2063 e	1433 e
1200S200-118	33	17585 e	9976 e	6385 e	4434 e	2494 e	1596 e	1108 e
1200S200-118	50	19981 e	14634 e	9366 e	6504 e	3658 e	2341 e	1626 e
1200S250-118	33	17585 e	11178 e	7154 e	4968 e	2794 e	1788 e	1242 e
1200S250-118	50	19981 e	14986 e	10446 e	7254 e	4080 e	2611 e	1813 e
1200S300-118	33	17585 e	13189 e	8841 e	6139 e	3453 e	2210 e	1535 e
1200S300-118	50	19981 e	14986 e	11988 e	9025 e	5076 e	3249 e	2256 e
1200S350-118	33	17585 e	13189 e	10279 e	7139 e	4015 e	2570 e	1785 e
1200S350-118	50	19981 e	14986 e	11988 e	9990 e	5710 e	3654 e	2538 e
1400S200-54	33	1569 e	1177 e	941 e	784 e	588 e	471 e	392 e
1400S200-54	50	1569 e	1177 e	941 e	784 e	588 e	471 e	392 e
1400S250-54	33	1569 e	1177 e	941 e	784 e	588 e	471 e	392 e
1400S250-54	50	1569 e	1177 e	941 e	784 e	588 e	471 e	392 e
1400S300-54	33	1569 e	1177 e	941 e	784 e	588 e	471 e	392 e
1400S300-54	50	1569 e	1177 e	941 e	784 e	588 e	471 e	392 e
1400S350-54	33	1569 e	1177 e	941 e	784 e	588 e	471 e	392 e
1400S350-54	50	1569 e	1177 e	941 e	784 e	588 e	471 e	392 e
1400S200-68	33	3153 e	2365 e	1892 e	1576 e	1182 e	946 e	700 e
1400S200-68	50	3153 e	2365 e	1892 e	1576 e	1182 e	946 e	788 e
1400S250-68	33	3153 e	2365 e	1892 e	1576 e	1182 e	946 e	758 e
1400S250-68	50	3153 e	2365 e	1892 e	1576 e	1182 e	946 e	788 e
1400S300-68	33	3153 e	2365 e	1892 e	1576 e	1182 e	946 e	775 e
1400S300-68	50	3153 e	2365 e	1892 e	1576 e	1182 e	946 e	788 e
1400S350-68	33	3153 e	2365 e	1892 e	1576 e	1182 e	946 e	788 e
1400S350-68	50	3153 e	2365 e	1892 e	1576 e	1182 e	946 e	788 e
1400S200-97	33	9252 e	6939 e	5551 e	4331 e	2436 e	1559 e	1083 e
1400S200-97	50	9252 e	6939 e	5551 e	4626 e	3470 e	2228 e	1547 e
1400S250-97	33	9252 e	6939 e	5551 e	4626 e	2722 e	1742 e	1210 e
1400S250-97	50	9252 e	6939 e	5551 e	4626 e	3470 e	2399 e	1666 e

See Header Load Table Notes on page 72.

# Header Load Tables



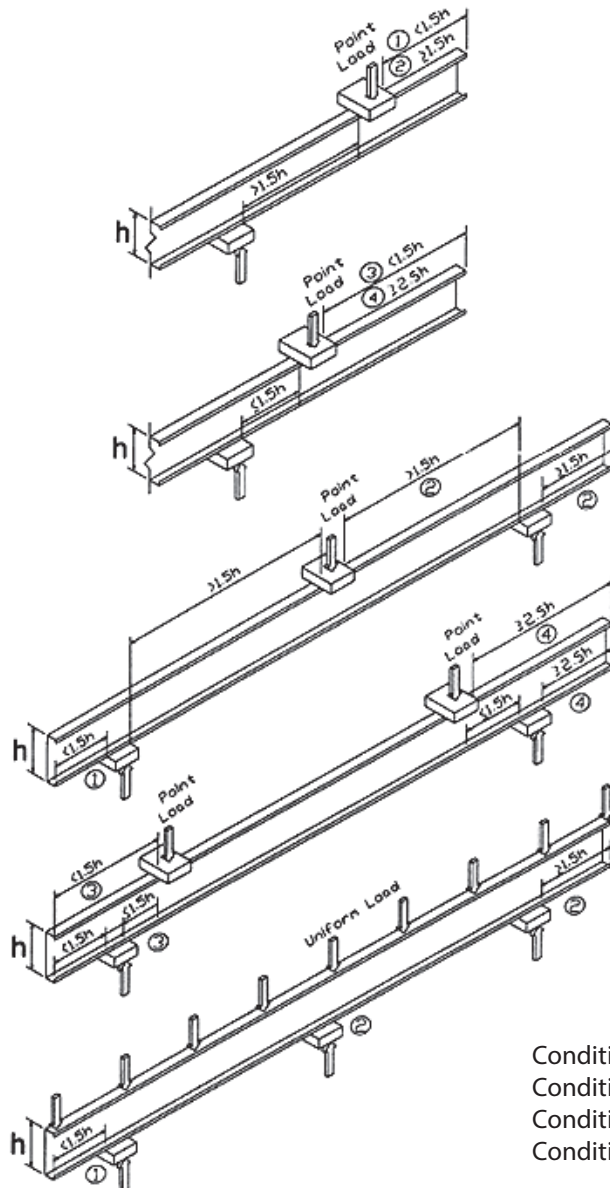
Header Allowable Uniform Loads (lb/ft)								
Member	Yield, F <sub>y</sub> , ksi	SPAN						
		3 (ft)	4 (ft)	5 (ft)	6 (ft)	8 (ft)	10 (ft)	12 (ft)
1400S300-97	33	9252 e	6939 e	5551 e	4626 e	2896 e	1854 e	1287 e
1400S300-97	50	9252 e	6939 e	5551 e	4626 e	3470 e	2544 e	1767 e
1400S350-97	33	9252 e	6939 e	5551 e	4626 e	3470 e	2548 e	1769 e
1400S350-97	50	9252 e	6939 e	5551 e	4626 e	3470 e	2776 e	2270 e
1400S200-118	33	16994 e	12318 e	7884 e	5475 e	3080 e	1971 e	1369 e
1400S200-118	50	16994 e	12745 e	10196 e	7870 e	4427 e	2833 e	1967 e
1400S250-118	33	16994 e	12745 e	8780 e	6097 e	3430 e	2195 e	1524 e
1400S250-118	50	16994 e	12745 e	10196 e	8497 e	4916 e	3146 e	2185 e
1400S300-118	33	16994 e	12745 e	9534 e	6621 e	3724 e	2383 e	1655 e
1400S300-118	50	16994 e	12745 e	10196 e	8497 e	5256 e	3364 e	2336 e
1400S350-118	33	16994 e	12745 e	10196 e	8497 e	4978 e	3186 e	2212 e
1400S350-118	50	16994 e	12745 e	10196 e	8497 e	6373 e	4539 e	3152 e
1600S200-68	33	2750 e	2062 e	1650 e	1375 e	1031 e	825 e	687 e
1600S200-68	50	2750 e	2062 e	1650 e	1375 e	1031 e	825 e	687 e
1600S250-68	33	2750 e	2062 e	1650 e	1375 e	1031 e	825 e	687 e
1600S250-68	50	2750 e	2062 e	1650 e	1375 e	1031 e	825 e	687 e
1600S300-68	33	2750 e	2062 e	1650 e	1375 e	1031 e	825 e	687 e
1600S300-68	50	2750 e	2062 e	1650 e	1375 e	1031 e	825 e	687 e
1600S350-68	33	2750 e	2062 e	1650 e	1375 e	1031 e	825 e	687 e
1600S350-68	50	2750 e	2062 e	1650 e	1375 e	1031 e	825 e	687 e
1600S200-97	33	8058 e	6043 e	4835 e	4029 e	2856 e	1828 e	1269 e
1600S200-97	50	8058 e	6043 e	4835 e	4029 e	3022 e	2417 e	1802 e
1600S250-97	33	8058 e	6043 e	4835 e	4029 e	3022 e	2036 e	1414 e
1600S250-97	50	8058 e	6043 e	4835 e	4029 e	3022 e	2417 e	1936 e
1600S300-97	33	8058 e	6043 e	4835 e	4029 e	3022 e	2161 e	1501 e
1600S300-97	50	8058 e	6043 e	4835 e	4029 e	3022 e	2417 e	2014 e
1600S350-97	33	8058 e	6043 e	4835 e	4029 e	3022 e	2417 e	1788 e
1600S350-97	50	8058 e	6043 e	4835 e	4029 e	3022 e	2417 e	2014 e
1600S200-118	33	14784 e	11088 e	8870 e	6484 e	3647 e	2334 e	1621 e
1600S200-118	50	14784 e	11088 e	8870 e	7392 e	5197 e	3326 e	2310 e
1600S250-118	33	14784 e	11088 e	8870 e	7193 e	4046 e	2589 e	1798 e
1600S250-118	50	14784 e	11088 e	8870 e	7392 e	5544 e	3682 e	2557 e
1600S300-118	33	14784 e	11088 e	8870 e	7392 e	4379 e	2803 e	1946 e
1600S300-118	50	14784 e	11088 e	8870 e	7392 e	5544 e	3927 e	2727 e
1600S350-118	33	14784 e	11088 e	8870 e	7392 e	5091 e	3259 e	2263 e
1600S350-118	50	14784 e	11088 e	8870 e	7392 e	5544 e	4435 e	3134 e

See Header Load Table Notes on page 72.

## Web Crippling Load Table Notes

1. All capacities listed are calculated using AISI S100-16.
2. Web crippling capacities calculated are for studs with stiffened or partially stiffened flanges.
3. Tabulated web crippling capacities are for single members only. For multiple members, multiply the tabulated values by number of members in the assembly.
4. Listed allowable capacities are based on members 'fastened to supports', except back-to-back members under two-flange loading (condition 3 and 4) for which data for 'fastened to support' is unavailable in the AISI S100-16.
5. Listed allowable capacities are for unpunched webs. Capacity reduction for end and interior one flange loading (conditions 1 and 2) near punchouts may be required per Section G6 of S100.

## Web Crippling Conditions



- Condition 1: End One-Flange Reaction
- Condition 2: Interior One-Flange Reaction
- Condition 3: End Two-Flange Reaction
- Condition 4: Interior Two-Flange Reaction

# Web Crippling Load Tables



## Allowable Web Crippling Loads (lbs) - Single Members

Member	Design Thickness	Inside Radius	Yield Str	Condition 1				Condition 2				Condition 3				Condition 4			
				1	3.5	4	6	1	3.5	4	6	1	3.5	4	6	1	3.5	4	6
162S - 18	0.0188	0.0843	33	55	90	95	112	87	125	131	151	45	64	67	76	122	161	166	186
162S - 27	0.0283	0.0796	33	122	194	205	242	218	304	317	361	111	151	157	178	290	371	383	425
162S - 30	0.0312	0.0781	33	148	233	246	290	269	373	388	442	137	185	192	217	356	452	466	516
162S - 33	0.0346	0.0764	33	180	282	297	350	336	462	481	546	170	229	237	267	441	557	574	634
162S - 43	0.0451	0.0712	33	298	459	483	566	589	793	823	929	297	390	404	452	764	946	973	1067
162S - 54	0.0566	0.0849	33	447	678	712	832	904	1196	1239	1390	471	609	629	700	1203	1466	1506	1642
162S - 54	0.0566	0.0849	50	677	1027	1079	1260	1370	1812	1877	2105	714	922	953	1061	1823	2222	2281	2487
162S - 68	0.0713	0.1069	33	672	1004	1054	1225	1386	1802	1863	2077	750	952	982	1087	1901	2282	2339	2536
162S - 68	0.0713	0.1069	50	1019	1522	1596	1856	2100	2730	2823	3148	1136	1443	1488	1646	2880	3458	3544	3842
250S - 18	0.0188	0.0843	33	52	84	89	106	85	122	128	147	37	51	54	61	109	145	150	168
250S - 27	0.0283	0.0796	33	117	186	196	231	213	298	310	354	96	130	135	153	268	343	354	393
250S - 30	0.0312	0.0781	33	141	223	235	277	264	366	381	433	119	161	167	189	330	420	433	479
250S - 33	0.0346	0.0764	33	173	271	285	336	330	453	472	535	150	201	209	235	411	519	535	591
250S - 43	0.0451	0.0712	33	287	443	466	547	580	780	810	913	267	351	364	407	720	892	918	1006
250S - 54	0.0566	0.0849	33	433	657	690	806	891	1178	1221	1369	430	556	574	639	1142	1392	1429	1558
250S - 54	0.0566	0.0849	50	656	996	1046	1222	1350	1785	1850	2075	652	842	870	968	1730	2109	2165	2361
250S - 68	0.0713	0.1069	33	654	977	1024	1191	1368	1778	1839	2050	693	880	907	1004	1815	2179	2233	2421
250S - 68	0.0713	0.1069	50	990	1480	1552	1805	2073	2694	2786	3106	1049	1333	1375	1521	2750	3302	3384	3669
350S - 18	0.0188	0.0843	33	49	80	84	100	83	119	124	143	28	40	42	48	98	130	134	151
350S - 27	0.0283	0.0796	33	112	177	187	221	209	292	304	347	81	111	115	130	247	316	327	362
350S - 30	0.0312	0.0781	33	135	214	226	266	259	359	374	425	103	139	144	163	306	389	402	445
350S - 33	0.0346	0.0764	33	166	260	274	323	324	445	463	526	131	175	182	205	384	484	499	551
350S - 43	0.0451	0.0712	33	278	428	451	528	571	768	798	900	240	315	326	365	680	842	866	949
350S - 54	0.0566	0.0849	33	420	638	670	783	879	1162	1204	1351	392	507	524	583	1086	1324	1359	1482
350S - 54	0.0566	0.0849	50	637	967	1016	1186	1331	1761	1825	2046	594	768	794	883	1645	2005	2059	2245
350S - 68	0.0713	0.1069	33	637	951	998	1160	1351	1756	1816	2025	640	813	839	928	1737	2085	2137	2317
350S - 68	0.0713	0.1069	50	965	1441	1512	1758	2047	2661	2752	3068	970	1232	1271	1406	2631	3159	3238	3510
350S - 97	0.1017	0.1525	33	1209	1760	1841	2126	2629	3328	3431	3792	1343	1663	1710	1876	3562	4184	4276	4597
350S - 97	0.1017	0.1525	50	1831	2666	2790	3221	3983	5042	5199	5745	2035	2520	2592	2842	5397	6339	6479	6966
362S - 18	0.0188	0.0843	33	49	79	84	99	82	119	124	143	27	39	40	46	97	128	133	149
362S - 27	0.0283	0.0796	33	111	177	186	220	209	291	303	346	80	108	113	127	245	313	324	359
362S - 30	0.0312	0.0781	33	135	213	224	265	258	358	373	424	101	136	141	160	304	386	398	441
362S - 33	0.0346	0.0764	33	165	259	273	322	323	444	462	525	129	173	179	202	381	480	495	547
362S - 43	0.0451	0.0712	33	277	427	449	526	570	767	796	898	236	311	322	360	675	836	860	943
362S - 54	0.0566	0.0849	33	419	636	668	780	877	1160	1202	1348	388	501	518	577	1079	1316	1351	1473
362S - 54	0.0566	0.0849	50	634	963	1012	1182	1329	1758	1822	2043	588	760	785	874	1635	1994	2047	2232
362S - 68	0.0713	0.1069	33	635	948	995	1157	1349	1754	1813	2022	635	806	831	920	1728	2074	2126	2305
362S - 68	0.0713	0.1069	50	962	1437	1507	1753	2044	2657	2748	3064	961	1221	1259	1393	2618	3143	3221	3492
362S - 97	0.1017	0.1525	33	1206	1755	1837	2120	2626	3324	3427	3787	1333	1651	1698	1862	3547	4166	4258	4578
362S - 97	0.1017	0.1525	50	1827	2659	2783	3212	3979	5036	5192	5738	2020	2501	2573	2821	5374	6313	6452	6936
400S - 27	0.0283	0.0796	33	109	174	183	217	207	289	301	344	75	102	106	120	238	305	315	349
400S - 30	0.0312	0.0781	33	133	210	221	261	257	356	370	421	95	129	134	151	296	376	388	429
400S - 33	0.0346	0.0764	33	163	256	269	317	322	442	460	522	122	164	170	192	372	469	483	534
400S - 43	0.0451	0.0712	33	274	422	444	520	567	763	792	893	227	299	309	346	662	819	843	924
400S - 54	0.0566	0.0849	33	415	629	661	772	873	1155	1197	1342	376	485	502	558	1061	1293	1328	1448
400S - 54	0.0566	0.0849	50	628	954	1002	1170	1323	1750	1813	2034	569	735	760	846	1607	1960	2012	2194
400S - 68	0.0713	0.1069	33	629	940	986	1147	1344	1746	1806	2014	617	784	809	895	1702	2044	2094	2271
400S - 68	0.0713	0.1069	50	953	1424	1494	1737	2036	2646	2737	3051	936	1188	1226	1356	2579	3097	3173	3441
400S - 97	0.1017	0.1525	33	1197	1742	1823	2105	2617	3312	3415	3774	1305	1616	1662	1823	3504	4116	4207	4523
400S - 97	0.1017	0.1525	50	1814	2640	2762	3189	3965	5018	5175	5718	1978	2448	2518	2761	5309	6236	6374	6853
550S - 27	0.0283	0.0796	33	103	164	173	205	202	282	294	336	58	79	82	93	214	274	283	314
550S - 30	0.0312	0.0781	33	126	199	210	248	251	348	362	412	76	103	107	120	268	341	351	389
550S - 33	0.0346	0.0764	33	155	243	256	302	315	432	450	511	100	134	139	157	339	428	441	487
550S - 43	0.0451	0.0712	33	262	405	426	499	556	749	778	877	195	256	265	297	614	760	782	858
550S - 54	0.0566	0.0849	33	400	607	638	745	859	1136	1177	1320	331	428	443	493	995	1213	1246	1358
550S - 54	0.0566	0.0849	50	606	920	966	1128	1302	1722	1784	2001	502	649	671	746	1508	1838	1887	2058
550S - 68	0.0713	0.1069	33	609	911	955	1111	1324	1721	1780	1985	557	707	729	807	1611	1934	1982	2149
550S - 68	0.0713	0.1069	50	923	1380	1447	1683	2007	2608	2697	3007	844	1071	1105	1223	2441	2931	3003	3256
550S - 97	0.1017	0.1525	33	1166	1697	1776	2050	2585	3272	3374	3728	1205	1492	1535	1683	3352	3937	4024	4326
550S - 97	0.1017	0.1525	50	1766	2571	2691	3106	3917	4957	5112	5649	1826	2261	2326	2550	5079	5966	6097	6555

See Web Crippling Load Table Notes page 77.

# Web Crippling Load Tables

## Allowable Web Crippling Loads (lbs) - Single Members

Member	Design Thickness	Inside Radius	Yield Str	Condition 1				Condition 2				Condition 3				Condition 4			
				1	3.5	4	6	1	3.5	4	6	1	3.5	4	6	1	3.5	4	6
600S - 30	0.0312	0.0781	33	124	196	206	244	249	345	360	409	70	95	98	111	260	330	340	377
600S - 33	0.0346	0.0764	33	153	240	253	297	313	430	447	507	93	125	130	146	330	416	429	473
600S - 43	0.0451	0.0712	33	259	400	420	493	553	745	773	872	185	243	252	282	600	743	764	838
600S - 54	0.0566	0.0849	33	395	600	631	736	855	1131	1172	1314	318	411	425	473	975	1189	1221	1331
600S - 54	0.0566	0.0849	50	599	909	956	1116	1295	1713	1775	1991	482	623	644	716	1478	1802	1850	2017
600S - 68	0.0713	0.1069	33	604	902	946	1100	1319	1714	1772	1976	539	684	706	781	1584	1901	1949	2113
600S - 68	0.0713	0.1069	50	914	1366	1433	1666	1998	2596	2685	2994	816	1036	1069	1183	2399	2881	2952	3201
600S - 97	0.1017	0.1525	50	1752	2551	2669	3081	3902	4939	5093	5628	1781	2205	2268	2487	5010	5885	6014	6466
600S - 118	0.1242	0.1863	50	2528	3625	3788	4354	5698	7108	7318	8046	2734	3339	3429	3741	7555	8772	8952	9581
800S - 43	0.0451	0.0712	33	247	381	401	470	542	730	757	854	150	197	204	228	548	678	698	765
800S - 54	0.0566	0.0849	33	379	576	605	706	839	1110	1150	1290	270	349	361	402	904	1102	1131	1234
800S - 54	0.0566	0.0849	50	575	872	917	1070	1272	1682	1743	1955	409	529	547	608	1370	1670	1714	1869
800S - 68	0.0713	0.1069	33	582	870	912	1061	1297	1686	1744	1944	473	601	619	685	1485	1783	1827	1981
800S - 68	0.0713	0.1069	50	882	1318	1382	1607	1966	2555	2642	2946	716	910	939	1038	2250	2701	2768	3001
800S - 97	0.1017	0.1525	50	1702	2477	2592	2992	3850	4873	5025	5553	1618	2003	2060	2259	4761	5593	5716	6146
800S - 118	0.1242	0.1863	50	2462	3531	3689	4241	5629	7023	7229	7949	2518	3075	3158	3445	7223	8387	8559	9160
1000S - 54	0.0566	0.0849	33	365	554	582	680	826	1092	1132	1269	228	295	305	339	841	1026	1053	1148
1000S - 54	0.0566	0.0849	50	553	840	882	1031	1251	1655	1715	1923	346	447	462	514	1275	1554	1595	1740
1000S - 68	0.0713	0.1069	33	563	842	883	1027	1279	1662	1719	1917	415	527	544	602	1398	1679	1721	1866
1000S - 68	0.0713	0.1069	50	854	1275	1338	1556	1938	2518	2604	2904	629	799	824	912	2119	2544	2607	2827
1000S - 97	0.1017	0.1525	50	1657	2413	2525	2914	3805	4816	4966	5488	1476	1827	1879	2060	4545	5338	5456	5866
1000S - 118	0.1242	0.1863	50	2405	3449	3604	4143	5569	6948	7152	7864	2330	2845	2921	3187	6934	8051	8217	8794
1200S - 68	0.0713	0.1069	33	547	817	857	996	1262	1641	1697	1892	363	462	476	527	1320	1585	1625	1762
1200S - 68	0.0713	0.1069	50	828	1237	1298	1509	1913	2486	2571	2866	551	699	721	798	2001	2402	2462	2669
1200S - 97	0.1017	0.1525	50	1618	2355	2464	2844	3764	4764	4912	5429	1348	1668	1716	1882	4350	5109	5222	5614
1200S - 118	0.1242	0.1863	50	2354	3375	3527	4054	5515	6881	7083	7788	2161	2638	2709	2956	6675	7750	7910	8465
1400S - 68	0.0713	0.1069	33	531	793	832	968	1247	1621	1676	1869	316	401	414	458	1249	1500	1537	1666
1400S - 68	0.0713	0.1069	50	805	1202	1261	1466	1890	2456	2540	2832	479	608	627	694	1892	2272	2329	2525
1400S - 97	0.1017	0.1525	50	1581	2302	2408	2780	3727	4717	4864	5375	1230	1523	1567	1718	4171	4900	5008	5384
1400S - 118	0.1242	0.1863	50	2307	3308	3456	3973	5466	6819	7020	7719	2006	2449	2515	2744	6437	7474	7628	8164
1600S - 97	0.1017	0.1525	50	1547	2252	2357	2721	3692	4673	4818	5325	1121	1388	1428	1566	4005	4705	4809	5170
1600S - 118	0.1242	0.1863	50	2263	3245	3391	3898	5420	6762	6961	7654	1862	2274	2335	2548	6217	7219	7367	7884

<sup>1</sup> Bearing length to web height ratio, N/h, exceeds limit of 2.0

<sup>2</sup> Bearing length to thickness ratio, N/t, exceeds limit of 210

See Web Crippling Load Table Notes page 77.

# Web Crippling Load Tables



### Allowable Web Crippling Loads (lbs) - Back-to-Back Members

Member	Design Thickness	Inside Radius	Yield Str	Condition 1				Condition 2				Condition 3				Condition 4				
				1	3.5	4	6	1	3.5	4	6	1	3.5	4	6	1	3.5	4	6	
162S - 18	0.0188	0.0843	33	124	196	1 <sup>1</sup> 207	1 <sup>2</sup> 244	1 <sup>2</sup> 156	217	1 <sup>1</sup> 226	1 <sup>2</sup> 257	1 <sup>2</sup> 76	100	1 <sup>1</sup> 103	1 <sup>2</sup> 116	1 <sup>2</sup> 153	202	1 <sup>1</sup> 209	1 <sup>2</sup> 234	1 <sup>2</sup> 257
162S - 27	0.0283	0.0796	33	268	413	1 <sup>1</sup> 435	1 <sup>1</sup> 510	1 <sup>2</sup> 363	489	1 <sup>1</sup> 507	1 <sup>1</sup> 572	1 <sup>2</sup> 184	236	1 <sup>1</sup> 244	1 <sup>1</sup> 270	1 <sup>2</sup> 386	494	1 <sup>1</sup> 510	1 <sup>1</sup> 566	1 <sup>2</sup> 617
162S - 30	0.0312	0.0781	33	321	493	1 <sup>1</sup> 518	1 <sup>1</sup> 606	1 <sup>1</sup> 443	592	1 <sup>1</sup> 614	1 <sup>1</sup> 690	227	288	1 <sup>1</sup> 298	1 <sup>1</sup> 329	478	608	1 <sup>1</sup> 628	1 <sup>1</sup> 695	1 <sup>1</sup> 756
162S - 33	0.0346	0.0764	33	389	593	1 <sup>1</sup> 623	1 <sup>1</sup> 729	1 <sup>1</sup> 547	724	1 <sup>1</sup> 750	1 <sup>1</sup> 842	283	357	1 <sup>1</sup> 368	1 <sup>1</sup> 406	600	757	1 <sup>1</sup> 781	1 <sup>1</sup> 862	1 <sup>1</sup> 923
162S - 43	0.0451	0.0712	33	638	953	1 <sup>1</sup> 1000	1 <sup>1</sup> 1163	1 <sup>1</sup> 933	1211	1 <sup>1</sup> 1252	1 <sup>1</sup> 1395	494	612	1 <sup>1</sup> 629	1 <sup>1</sup> 690	1066	1320	1 <sup>1</sup> 1358	1 <sup>1</sup> 1489	1 <sup>1</sup> 1594
162S - 54	0.0566	0.0849	33	949	1395	1 <sup>1</sup> 1462	1 <sup>1</sup> 1692	1 <sup>1</sup> 1427	1820	1 <sup>1</sup> 1878	1 <sup>1</sup> 2081	784	956	1 <sup>1</sup> 982	1 <sup>1</sup> 1071	1696	2068	1 <sup>1</sup> 2123	1 <sup>1</sup> 2315	1 <sup>1</sup> 2443
162S - 54	0.0566	0.0849	50	1438	2114	1 <sup>1</sup> 2215	1 <sup>1</sup> 2564	1 <sup>1</sup> 2162	2757	1 <sup>1</sup> 2846	1 <sup>1</sup> 3153	1188	1449	1 <sup>1</sup> 1488	1 <sup>1</sup> 1622	2570	3134	1 <sup>1</sup> 3217	1 <sup>1</sup> 3508	1 <sup>1</sup> 3681
162S - 68	0.0713	0.1069	33	1418	2050	1 <sup>1</sup> 2144	1 <sup>1</sup> 2470	1 <sup>1</sup> 2188	2744	1 <sup>1</sup> 2826	1 <sup>1</sup> 3113	1250	1501	1 <sup>1</sup> 1538	1 <sup>1</sup> 1667	2703	3246	1 <sup>1</sup> 3326	1 <sup>1</sup> 3606	1 <sup>1</sup> 3781
162S - 68	0.0713	0.1069	50	2148	3106	1 <sup>1</sup> 3248	1 <sup>1</sup> 3742	1 <sup>1</sup> 3315	4157	1 <sup>1</sup> 4282	1 <sup>1</sup> 4717	1894	2274	1 <sup>1</sup> 2330	1 <sup>1</sup> 2526	4096	4918	1 <sup>1</sup> 5040	1 <sup>1</sup> 5464	1 <sup>1</sup> 5741
250S - 18	0.0188	0.0843	33	123	196	1 <sup>1</sup> 206	1 <sup>2</sup> 244	1 <sup>2</sup> 156	216	1 <sup>1</sup> 225	1 <sup>2</sup> 256	65	85	1 <sup>1</sup> 88	1 <sup>2</sup> 99	131	172	1 <sup>1</sup> 179	1 <sup>2</sup> 200	1 <sup>2</sup> 217
250S - 27	0.0283	0.0796	33	267	412	1 <sup>1</sup> 434	1 <sup>1</sup> 509	1 <sup>2</sup> 363	488	1 <sup>1</sup> 506	1 <sup>1</sup> 571	164	211	1 <sup>1</sup> 217	1 <sup>1</sup> 241	344	441	1 <sup>1</sup> 455	1 <sup>1</sup> 505	1 <sup>2</sup> 548
250S - 30	0.0312	0.0781	33	320	492	1 <sup>1</sup> 517	1 <sup>1</sup> 605	1 <sup>1</sup> 443	590	1 <sup>1</sup> 612	1 <sup>1</sup> 689	204	260	1 <sup>1</sup> 268	1 <sup>1</sup> 296	430	547	1 <sup>1</sup> 564	1 <sup>1</sup> 625	1 <sup>1</sup> 671
250S - 33	0.0346	0.0764	33	389	592	1 <sup>1</sup> 622	1 <sup>1</sup> 727	1 <sup>1</sup> 546	723	1 <sup>1</sup> 749	1 <sup>1</sup> 840	256	323	1 <sup>1</sup> 333	1 <sup>1</sup> 368	544	686	1 <sup>1</sup> 708	1 <sup>1</sup> 781	1 <sup>1</sup> 837
250S - 43	0.0451	0.0712	33	637	952	1 <sup>1</sup> 999	1 <sup>1</sup> 1162	1 <sup>1</sup> 932	1209	1 <sup>1</sup> 1250	1 <sup>1</sup> 1393	455	563	1 <sup>1</sup> 580	1 <sup>1</sup> 636	982	1216	1 <sup>1</sup> 1251	1 <sup>1</sup> 1371	1 <sup>1</sup> 1451
250S - 54	0.0566	0.0849	33	947	1393	1 <sup>1</sup> 1460	1 <sup>1</sup> 1690	1 <sup>1</sup> 1425	1817	1 <sup>1</sup> 1876	1 <sup>1</sup> 2078	730	890	1 <sup>1</sup> 914	1 <sup>1</sup> 997	1579	1925	1 <sup>1</sup> 1977	1 <sup>1</sup> 2155	1 <sup>1</sup> 2264
250S - 54	0.0566	0.0849	50	1435	2111	1 <sup>1</sup> 2212	1 <sup>1</sup> 2560	1 <sup>1</sup> 2159	2753	1 <sup>1</sup> 2842	1 <sup>1</sup> 3149	1106	1349	1 <sup>1</sup> 1385	1 <sup>1</sup> 1510	2393	2917	1 <sup>1</sup> 2995	1 <sup>1</sup> 3266	1 <sup>1</sup> 3431
250S - 68	0.0713	0.1069	33	1416	2047	1 <sup>1</sup> 2141	1 <sup>1</sup> 2467	1 <sup>1</sup> 2185	2740	1 <sup>1</sup> 2823	1 <sup>1</sup> 3109	1174	1409	1 <sup>1</sup> 1444	1 <sup>1</sup> 1566	2539	3048	1 <sup>1</sup> 3124	1 <sup>1</sup> 3387	1 <sup>1</sup> 3552
250S - 68	0.0713	0.1069	50	2145	3102	1 <sup>1</sup> 3244	1 <sup>1</sup> 3737	1 <sup>1</sup> 3311	4152	1 <sup>1</sup> 4277	1 <sup>1</sup> 4711	1778	2135	1 <sup>1</sup> 2188	1 <sup>1</sup> 2373	3846	4618	1 <sup>1</sup> 4733	1 <sup>1</sup> 5131	1 <sup>1</sup> 5341
350S - 18	0.0188	0.0843	33	123	195	1 <sup>1</sup> 206	1 <sup>2</sup> 243	1 <sup>2</sup> 156	216	1 <sup>1</sup> 225	1 <sup>2</sup> 256	55	72	1 <sup>1</sup> 75	1 <sup>2</sup> 84	110	145	1 <sup>1</sup> 151	1 <sup>2</sup> 169	1 <sup>2</sup> 186
350S - 27	0.0283	0.0796	33	267	412	1 <sup>1</sup> 433	1 <sup>1</sup> 508	1 <sup>2</sup> 362	487	1 <sup>1</sup> 505	1 <sup>1</sup> 570	146	187	1 <sup>1</sup> 193	1 <sup>1</sup> 214	306	391	1 <sup>1</sup> 404	1 <sup>1</sup> 448	1 <sup>2</sup> 481
350S - 30	0.0312	0.0781	33	320	491	1 <sup>1</sup> 516	1 <sup>1</sup> 604	1 <sup>1</sup> 442	589	1 <sup>1</sup> 611	1 <sup>1</sup> 688	183	233	1 <sup>1</sup> 240	1 <sup>1</sup> 266	386	490	1 <sup>1</sup> 506	1 <sup>1</sup> 560	1 <sup>1</sup> 593
350S - 33	0.0346	0.0764	33	388	591	1 <sup>1</sup> 621	1 <sup>1</sup> 726	1 <sup>1</sup> 545	721	1 <sup>1</sup> 748	1 <sup>1</sup> 839	232	292	1 <sup>1</sup> 301	1 <sup>1</sup> 333	542	621	1 <sup>1</sup> 640	1 <sup>1</sup> 706	1 <sup>1</sup> 752
350S - 43	0.0451	0.0712	33	636	951	1 <sup>1</sup> 997	1 <sup>1</sup> 1160	1 <sup>1</sup> 931	1207	1 <sup>1</sup> 1248	1 <sup>1</sup> 1391	419	519	1 <sup>1</sup> 534	1 <sup>1</sup> 585	904	1119	1 <sup>1</sup> 1151	1 <sup>1</sup> 1263	1 <sup>1</sup> 1333
350S - 54	0.0566	0.0849	33	946	1392	1 <sup>1</sup> 1458	1 <sup>1</sup> 1688	1 <sup>1</sup> 1423	1815	1 <sup>1</sup> 1873	1 <sup>1</sup> 2075	680	829	1 <sup>1</sup> 852	1 <sup>1</sup> 929	1471	1794	1 <sup>1</sup> 1842	1 <sup>1</sup> 2008	1 <sup>1</sup> 2117
350S - 54	0.0566	0.0849	50	1434	2109	1 <sup>1</sup> 2209	1 <sup>1</sup> 2557	1 <sup>1</sup> 2156	2750	1 <sup>1</sup> 2838	1 <sup>1</sup> 3144	1031	1257	1 <sup>1</sup> 1290	1 <sup>1</sup> 1407	2229	2718	1 <sup>1</sup> 2791	1 <sup>1</sup> 3043	1 <sup>1</sup> 3208
350S - 68	0.0713	0.1069	33	1414	2045	1 <sup>1</sup> 2138	1 <sup>1</sup> 2464	1 <sup>1</sup> 2183	2737	1 <sup>1</sup> 2819	1 <sup>1</sup> 3106	1104	1326	1 <sup>1</sup> 1359	1 <sup>1</sup> 1473	2388	2867	1 <sup>1</sup> 2939	1 <sup>1</sup> 3186	1 <sup>1</sup> 3336
350S - 68	0.0713	0.1069	50	2143	3098	1 <sup>1</sup> 3240	1 <sup>1</sup> 3733	1 <sup>1</sup> 3307	4147	1 <sup>1</sup> 4272	1 <sup>1</sup> 4706	1673	2009	1 <sup>1</sup> 2059	1 <sup>1</sup> 2232	3618	4345	1 <sup>1</sup> 4452	1 <sup>1</sup> 4827	1 <sup>1</sup> 5041
350S - 97	0.1017	0.1525	33	2641	3716	1 <sup>1</sup> 3876	1 <sup>1</sup> 4431	1 <sup>1</sup> 4235	5181	1 <sup>1</sup> 5321	1 <sup>1</sup> 5809	2305	2708	1 <sup>1</sup> 2768	1 <sup>1</sup> 2976	4986	5857	1 <sup>1</sup> 5986	1 <sup>1</sup> 6435	1 <sup>1</sup> 6751
350S - 97	0.1017	0.1525	50	4002	5631	1 <sup>1</sup> 5873	1 <sup>1</sup> 6713	1 <sup>1</sup> 6416	7850	1 <sup>1</sup> 8062	1 <sup>1</sup> 8802	3493	4103	1 <sup>1</sup> 4194	1 <sup>1</sup> 4508	7555	8874	1 <sup>1</sup> 9070	1 <sup>1</sup> 9751	1 <sup>1</sup> 10171
362S - 18	0.0188	0.0843	33	123	195	1 <sup>1</sup> 206	1 <sup>2</sup> 243	1 <sup>2</sup> 155	216	1 <sup>1</sup> 225	1 <sup>2</sup> 256	53	70	1 <sup>1</sup> 73	1 <sup>2</sup> 82	108	142	1 <sup>1</sup> 147	1 <sup>2</sup> 165	1 <sup>2</sup> 182
362S - 27	0.0283	0.0796	33	266	411	1 <sup>1</sup> 433	1 <sup>1</sup> 508	1 <sup>2</sup> 362	487	1 <sup>1</sup> 505	1 <sup>1</sup> 570	144	184	1 <sup>1</sup> 190	1 <sup>1</sup> 211	301	386	1 <sup>1</sup> 398	1 <sup>1</sup> 442	1 <sup>2</sup> 475
362S - 30	0.0312	0.0781	33	320	491	1 <sup>1</sup> 516	1 <sup>1</sup> 604	1 <sup>1</sup> 442	589	1 <sup>1</sup> 611	1 <sup>1</sup> 687	181	230	1 <sup>1</sup> 237	1 <sup>1</sup> 262	381	484	1 <sup>1</sup> 499	1 <sup>1</sup> 553	1 <sup>1</sup> 586
362S - 33	0.0346	0.0764	33	388	591	1 <sup>1</sup> 621	1 <sup>1</sup> 726	1 <sup>1</sup> 545	721	1 <sup>1</sup> 747	1 <sup>1</sup> 839	229	289	1 <sup>1</sup> 298	1 <sup>1</sup> 329	486	613	1 <sup>1</sup> 632	1 <sup>1</sup> 698	1 <sup>1</sup> 744
362S - 43	0.0451	0.0712	33	636	950	1 <sup>1</sup> 997	1 <sup>1</sup> 1160	1 <sup>1</sup> 930	1207	1 <sup>1</sup> 1248	1 <sup>1</sup> 1391	415	514	1 <sup>1</sup> 528	1 <sup>1</sup> 579	895	1109	1 <sup>1</sup> 1140	1 <sup>1</sup> 1250	1 <sup>1</sup> 1320
362S - 54	0.0566	0.0849	33	946	1391	1 <sup>1</sup> 1458	1 <sup>1</sup> 1687	1 <sup>1</sup> 1423	1815	1 <sup>1</sup> 1873	1 <sup>1</sup> 2075	675	823	1 <sup>1</sup> 845	1 <sup>1</sup> 921	1459	1779	1 <sup>1</sup> 1826	1 <sup>1</sup> 1992	1 <sup>1</sup> 2101
362S - 54	0.0566	0.0849	50	1433	2108	1 <sup>1</sup> 2208	1 <sup>1</sup> 2557	1 <sup>1</sup> 2156	2750	1 <sup>1</sup> 2838	1 <sup>1</sup> 3144	1022	1246	1 <sup>1</sup> 1280	1 <sup>1</sup> 1395	2211	2695	1 <sup>1</sup> 2767	1 <sup>1</sup> 3017	1 <sup>1</sup> 3172
362S - 68	0.0713	0.1069	33	1414	2045	1 <sup>1</sup> 2138	1 <sup>1</sup> 2463	1 <sup>1</sup> 2182	2737	1 <sup>1</sup> 2819	1 <sup>1</sup> 3105	1096	1316	1 <sup>1</sup> 1349	1 <sup>1</sup> 1463	2371	2847	1 <sup>1</sup> 2918	1 <sup>1</sup> 3163	1 <sup>1</sup> 3313
362S - 68	0.0713	0.1069	50	2143	3098	1 <sup>1</sup> 3239	1 <sup>1</sup> 3732	1 <sup>1</sup> 3307	4147	1 <sup>1</sup> 4271	1 <sup>1</sup> 4705	1661	1995	1 <sup>1</sup> 2044	1 <sup>1</sup> 2216	3592	4314	1 <sup>1</sup> 4421	1 <sup>1</sup> 4793	1 <sup>1</sup> 5003
362S - 97	0.1017	0.1525	33	2641	3716	1 <sup>1</sup> 3875	1 <sup>1</sup> 4430	1 <sup>1</sup> 4234	5180	1 <sup>1</sup> 5320	1 <sup>1</sup> 5809	2292	2693	1 <sup>1</sup> 2752	1 <sup>1</sup> 2959	4957	5823	1 <sup>1</sup> 5952	1 <sup>1</sup> 6399	1 <sup>1</sup> 6715
362S - 97	0.1017	0.1525	50	4001	5630	1 <sup>1</sup> 5872	1 <sup>1</sup> 6713	1 <sup>1</sup> 6416	7849	1 <sup>1</sup> 8061	1 <sup>1</sup> 8801	3473	4080	1 <sup>1</sup> 4170	1 <sup>1</sup> 4483	7511	8823	1 <sup>1</sup> 9018	1 <sup>1</sup> 9695	1 <sup>1</sup> 10155
400S - 27	0.0283	0.0796	33	266	411	1 <sup>1</sup> 433	1 <sup>1</sup> 507	1 <sup>2</sup> 362	486	1 <sup>1</sup> 505	1 <sup>1</sup> 569	138	177	1 <sup>1</sup> 182	1 <sup>1</sup> 202	289	370	1 <sup>1</sup> 382	1 <sup>1</sup> 424	1 <sup>2</sup> 457
400S - 30	0.0312	0.0781	33	320	490	1 <sup>1</sup> 516	1 <sup>1</sup> 604	1 <sup>1</sup> 441	589	1 <sup>1</sup> 611	1 <sup>1</sup> 687	174	221	1 <sup>1</sup> 228	1 <sup>1</sup> 252	366	465	1 <sup>1</sup> 480	1 <sup>1</sup> 531	1 <sup>1</sup> 564
400S - 33	0.0346	0.0764	33	388	591	1 <sup>1</sup> 621	1 <sup>1</sup> 726	1 <sup>1</sup> 545	721	1 <sup>1</sup> 747	1 <sup>1</sup> 838	221	279	1 <sup>1</sup> 287	1 <sup>1</sup> 317	469	592	1 <sup>1</sup>		



# Web Crippling Load Tables



## Allowable Web Crippling Loads (lbs) - Back-to-Back Members

Member	Design Thickness	Inside Radius	Yield Str	Condition 1				Condition 2				Condition 3				Condition 4							
				1	3.5	4	6	1	3.5	4	6	1	3.5	4	6	1	3.5	4	6				
600S - 30	0.0312	0.0781	33	319	489	514	602	1	440	587	609	685	1	141	180	185	205	1	298	379	391	433	1
600S - 33	0.0346	0.0764	33	387	589	619	724	1	543	719	745	836	1	183	231	238	263	1	389	491	506	559	1
600S - 43	0.0451	0.0712	33	634	948	995	1157	1	928	1204	1245	1387	1	348	431	443	486	1	751	930	956	1048	1
600S - 54	0.0566	0.0849	33	944	1388	1454	1683	1	1420	1810	1868	2070	1	583	710	729	795	1	1260	1536	1577	1719	1
600S - 54	0.0566	0.0849	50	1430	2103	2203	2551	1	2151	2743	2831	3136	1	883	1076	1105	1205	1	1909	2327	2389	2605	1
600S - 68	0.0713	0.1069	33	1411	2040	2133	2458	1	2178	2731	2813	3099	1	968	1163	1192	1292	1	2095	2515	2577	2794	1
600S - 68	0.0713	0.1069	50	2138	3091	3233	3724	1	3299	4138	4262	4695	1	1467	1762	1806	1958	1	3173	3811	3905	4234	1
600S - 97	0.1017	0.1525	50	3994	5620	5861	6701	1	6404	7834	8046	8785	1	3150	3700	3781	4065	1	6812	8001	8178	8792	1
600S - 118	0.1242	0.1863	50	5696	7892	8218	9351	1	9325	11257	11543	12540	1	4808	5583	5698	6097	1	10398	12074	12322	13187	1
800S - 43	0.0451	0.0712	33	633	946	993	1154		926	1202	1242	1384		302	374	384	421		651	806	829	909	
800S - 54	0.0566	0.0849	33	942	1386	1452	1681		1417	1807	1865	2067		519	633	650	709		1123	1369	1405	1532	
800S - 54	0.0566	0.0849	50	1428	2100	2200	2546		2147	2738	2826	3131		787	959	985	1074		1701	2074	2129	2322	
800S - 68	0.0713	0.1069	33	1409	2037	2130	2455		2174	2727	2809	3094		881	1058	1084	1175		1905	2287	2344	2542	
800S - 68	0.0713	0.1069	50	2135	3087	3228	3719		3295	4132	4256	4688		1335	1602	1642	1780		2886	3466	3552	3851	
800S - 97	0.1017	0.1525	50	3989	5613	5854	6692		6396	7825	8036	8774		2929	3441	3517	3781		6335	7442	7606	8177	
800S - 118	0.1242	0.1863	50	5690	7883	8209	9341		9314	11244	11530	12526		4514	5241	5349	5724		9762	11335	11568	12380	
1000S - 54	0.0566	0.0849	33	941	1384	1450	1678		1415	1805	1863	2064		464	565	580	633		1003	1222	1255	1368	
1000S - 54	0.0566	0.0849	50	1426	2097	2196	2543		2144	2735	2822	3127		702	856	879	959		1519	1852	1901	2073	
1000S - 68	0.0713	0.1069	33	1407	2035	2128	2451		2172	2723	2805	3090		804	965	989	1073		1739	2088	2140	2320	
1000S - 68	0.0713	0.1069	50	2132	3083	3224	3714		3290	4126	4250	4682		1218	1463	1499	1625		2635	3164	3242	3515	
1000S - 97	0.1017	0.1525	50	3985	5607	5848	6685		6389	7816	8028	8764		2737	3215	3286	3533		5919	6953	7107	7640	
1000S - 118	0.1242	0.1863	50	5684	7875	8200	9332		9305	11233	11519	12514		4257	4943	5045	5399		9208	10691	10911	11677	
1200S - 68	0.0713	0.1069	33	1406	2032	2125	2449		2169	2720	2802	3086		735	883	904	981		1590	1909	1956	2121	
1200S - 68	0.0713	0.1069	50	2130	3079	3220	3710		3287	4122	4245	4676		1114	1337	1370	1486		2408	2892	2964	3213	
1200S - 97	0.1017	0.1525	50	3981	5601	5842	6678		6383	7808	8020	8756		2564	3012	3078	3309		5545	6514	6658	7158	
1200S - 118	0.1242	0.1863	50	5679	7868	8193	9323		9297	11223	11508	12503		4027	4676	4772	5107		8710	10113	10321	11046	
1400S - 68	0.0713	0.1069	33	1404	2030	2123	2446		2167	2717	2799	3083		672	806	826	896		1452	1744	1787	1938	
1400S - 68	0.0713	0.1069	50	2127	3076	3216	3706		3283	4117	4241	4671		1018	1222	1252	1358		2201	2642	2708	2936	
1400S - 97	0.1017	0.1525	50	3977	5596	5837	6672		6377	7801	8013	8748		2406	2826	2888	3105		5203	6111	6246	6715	
1400S - 118	0.1242	0.1863	50	5674	7862	8186	9316		9289	11214	11499	12492		3817	4432	4523	4840		8254	9584	9781	10468	
1600S - 97	0.1017	0.1525	50	3974	5592	5832	6667		6372	7795	8006	8741		2259	2653	2712	2915		4885	5738	5864	6305	
1600S - 118	0.1242	0.1863	50	5670	7856	8180	9309		9282	11205	11490	12483		3621	4205	4291	4592		7832	9093	9281	9932	

<sup>1</sup> Bearing length to web height ratio, N/h, exceeds limit of 1.0

<sup>2</sup> Bearing length to thickness ratio, N/t, exceeds limit of 210

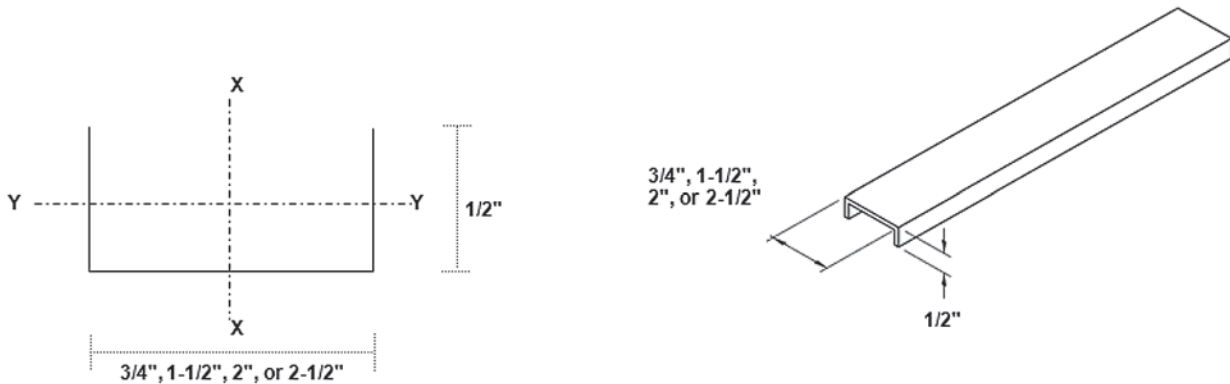
See Web Crippling Load Table Notes page 77.

# Channel Properties

## U-Channel Section Properties

Section	Design Thickness (in)	Yield strength, Fy (ksi)	Gross Properties						Effective Properties			
			Area	Weight	Ix	Rx	Iy	Ry	Ix	Sx	Ma	Va
			(in <sup>2</sup> )	(lb/ft)	(in <sup>4</sup> )	(in)	(in <sup>4</sup> )	(in)	(in <sup>4</sup> )	(in <sup>3</sup> )	(in-k)	(lb)
075U050-54	0.0566	33	0.087	0.296	0.007	0.289	0.002	0.156	0.007	0.019	0.459	315
150U050-54	0.0566	33	0.130	0.441	0.039	0.549	0.003	0.146	0.039	0.052	1.230	840
200U050-54	0.0566	33	0.158	0.537	0.080	0.711	0.003	0.137	0.080	0.080	1.883	1190
250U050-54	0.0566	33	0.186	0.633	0.140	0.868	0.003	0.130	0.140	0.112	2.648	1540

1. Calculated properties are based on AISI S100-16, "North American Specification for Design of Cold-Formed Steel Structural Members."
2. Minimum base metal thickness is 95% of design thickness.
3. Effective properties are based on Fy=33ksi.



## U-Channel Allowable Ceiling Spans L/360

Member	Spans	4 psf					6 psf					13 psf					15 psf				
		Channel Spacing (in) o.c.					Channel Spacing (in) o.c.					Channel Spacing (in) o.c.					Channel Spacing (in) o.c.				
		24	36	48	60	72	24	36	48	60	72	24	36	48	60	72	24	36	48	60	72
075U050-54	Single	3' 5"	3' 0"	2' 9"	2' 6"	2' 4"	3' 0"	2' 7"	2' 4"	2' 2"	2' 1"	2' 4"	2' 0"	1' 10"	1' 8"	1' 7"	2' 2"	1' 11"	1' 9"	1' 7"	1' 6"
	Multiple	4' 2"	3' 8"	3' 4"	3' 1"	2' 11"	3' 8"	3' 2"	2' 11"	2' 8"	2' 7"	2' 10"	2' 6"	2' 3"	2' 1"	1' 11"	2' 8"	2' 4"	2' 2"	2' 0"	1' 9"
150U050-54	Single	5' 6"	4' 10"	4' 5"	4' 1"	3' 10"	4' 10"	4' 3"	3' 10"	3' 7"	3' 5"	3' 9"	3' 4"	3' 0"	2' 9"	2' 7"	3' 7"	3' 2"	2' 10"	2' 7"	2' 5"
	Multiple	7' 1"	6' 2"	5' 8"	5' 3"	4' 11"	6' 2"	5' 5"	4' 11"	4' 7"	4' 4"	4' 10"	4' 2"	3' 9"	3' 4"	3' 0"	4' 7"	4' 0"	3' 6"	3' 1"	2' 9"
200U050-54	Single	5' 10"	5' 1"	4' 8"	4' 4"	4' 1"	5' 1"	4' 6"	4' 1"	3' 10"	3' 7"	4' 0"	3' 6"	3' 2"	3' 0"	2' 10"	3' 10"	3' 4"	3' 1"	2' 10"	2' 8"
	Multiple	7' 5"	6' 6"	5' 11"	5' 6"	5' 2"	6' 6"	5' 8"	5' 2"	4' 10"	4' 7"	5' 1"	4' 5"	4' 0"	3' 9"	3' 6"	4' 10"	4' 3"	3' 10"	3' 7"	3' 2"
250U050-54	Single	6' 1"	5' 4"	4' 10"	4' 6"	4' 3"	5' 4"	4' 8"	4' 3"	4' 0"	3' 9"	4' 2"	3' 8"	3' 4"	3' 1"	2' 11"	4' 0"	3' 6"	3' 2"	3' 0"	2' 10"
	Multiple	7' 9"	6' 9"	6' 2"	5' 9"	5' 5"	6' 9"	5' 11"	5' 5"	5' 0"	4' 9"	5' 3"	4' 7"	4' 3"	3' 11"	3' 9"	5' 0"	4' 5"	4' 0"	3' 9"	3' 7"

## U-Channel Allowable Ceiling Spans L/240

Member	Spans	4 psf					6 psf					13 psf					15 psf				
		Channel Spacing (in) o.c.					Channel Spacing (in) o.c.					Channel Spacing (in) o.c.					Channel Spacing (in) o.c.				
		24	36	48	60	72	24	36	48	60	72	24	36	48	60	72	24	36	48	60	72
075U050-54	Single	3' 11"	3' 5"	3' 1"	2' 11"	2' 9"	3' 5"	3' 0"	2' 9"	2' 6"	2' 4"	2' 8"	2' 4"	2' 1"	1' 11"	1' 9"	2' 6"	2' 2"	2' 0"	1' 10"	1' 8"
	Multiple	4' 10"	4' 2"	3' 10"	3' 7"	3' 4"	4' 2"	3' 8"	3' 4"	3' 1"	2' 10"	3' 3"	2' 9"	2' 4"	2' 1"	1' 11"	3' 1"	2' 7"	2' 2"	2' 0"	1' 9"
150U050-54	Single	5' 6"	4' 10"	4' 5"	4' 1"	3' 10"	4' 10"	4' 3"	3' 10"	3' 7"	3' 5"	3' 9"	3' 4"	3' 0"	2' 9"	2' 7"	3' 7"	3' 2"	2' 10"	2' 7"	2' 5"
	Multiple	7' 1"	6' 2"	5' 8"	5' 3"	4' 11"	6' 2"	5' 5"	4' 11"	4' 7"	4' 4"	4' 10"	4' 2"	3' 9"	3' 4"	3' 0"	4' 7"	4' 0"	3' 6"	3' 1"	2' 9"
200U050-54	Single	5' 10"	5' 1"	4' 8"	4' 4"	4' 1"	5' 1"	4' 6"	4' 1"	3' 10"	3' 7"	4' 0"	3' 6"	3' 2"	3' 0"	2' 10"	3' 10"	3' 4"	3' 1"	2' 10"	2' 8"
	Multiple	7' 5"	6' 6"	5' 11"	5' 6"	5' 2"	6' 6"	5' 8"	5' 2"	4' 10"	4' 7"	5' 1"	4' 5"	4' 0"	3' 9"	3' 6"	4' 10"	4' 3"	3' 10"	3' 7"	3' 2"
250U050-54	Single	6' 1"	5' 4"	4' 10"	4' 6"	4' 3"	5' 4"	4' 8"	4' 3"	4' 0"	3' 9"	4' 2"	3' 8"	3' 4"	3' 1"	2' 11"	4' 0"	3' 6"	3' 2"	3' 0"	2' 10"
	Multiple	7' 9"	6' 9"	6' 2"	5' 9"	5' 5"	6' 9"	5' 11"	5' 5"	5' 0"	4' 9"	5' 3"	4' 7"	4' 3"	3' 11"	3' 9"	5' 0"	4' 5"	4' 0"	3' 9"	3' 7"

## U-Channel Allowable Ceiling Spans L/120

Member	Spans	4 psf					6 psf					13 psf					15 psf				
		Channel Spacing (in) o.c.					Channel Spacing (in) o.c.					Channel Spacing (in) o.c.					Channel Spacing (in) o.c.				
		24	36	48	60	72	24	36	48	60	72	24	36	48	60	72	24	36	48	60	72
075U050-54	Single	4' 10"	4' 1"	3' 7"	3' 3"	3' 0"	4' 1"	3' 5"	3' 0"	2' 9"	2' 6"	2' 11"	2' 5"	2' 2"	1' 11"	1' 9"	2' 9"	2' 4"	2' 0"	1' 10"	1' 8"
	Multiple	5' 5"	4' 6"	4' 2"	3' 10"	3' 5"	4' 6"	3' 11"	3' 5"	3' 2"	2' 11"	3' 5"	2' 9"	2' 4"	2' 1"	1' 11"	3' 1"	2' 7"	2' 2"	2' 0"	1' 9"
150U050-54	Single	5' 6"	4' 10"	4' 5"	4' 1"	3' 10"	4' 10"	4' 3"	3' 10"	3' 7"	3' 5"	3' 9"	3' 4"	3' 0"	2' 9"	2' 7"	3' 7"	3' 2"	2' 10"	2' 7"	2' 5"
	Multiple	7' 1"	6' 2"	5' 8"	5' 3"	4' 11"	6' 2"	5' 5"	4' 11"	4' 7"	4' 4"	4' 10"	4' 2"	3' 9"	3' 4"	3' 0"	4' 7"	4' 0"	3' 6"	3' 1"	2' 9"
200U050-54	Single	5' 10"	5' 1"	4' 8"	4' 4"	4' 1"	5' 1"	4' 6"	4' 1"	3' 10"	3' 7"	4' 0"	3' 6"	3' 2"	3' 0"	2' 10"	3' 10"	3' 4"	3' 1"	2' 10"	2' 8"
	Multiple	7' 5"	6' 6"	5' 11"	5' 6"	5' 2"	6' 6"	5' 8"	5' 2"	4' 10"	4' 7"	5' 1"	4' 5"	4' 0"	3' 9"	3' 6"	4' 10"	4' 3"	3' 10"	3' 7"	3' 2"
250U050-54	Single	6' 1"	5' 4"	4' 10"	4' 6"	4' 3"	5' 4"	4' 8"	4' 3"	4' 0"	3' 9"	4' 2"	3' 8"	3' 4"	3' 1"	2' 11"	4' 0"	3' 6"	3' 2"	3' 0"	2' 10"
	Multiple	7' 9"	6' 9"	6' 2"	5' 9"	5' 5"	6' 9"	5' 11"	5' 5"	5' 0"	4' 9"	5' 3"	4' 7"	4' 3"	3' 11"	3' 9"	5' 0"	4' 5"	4' 0"	3' 9"	3' 7"

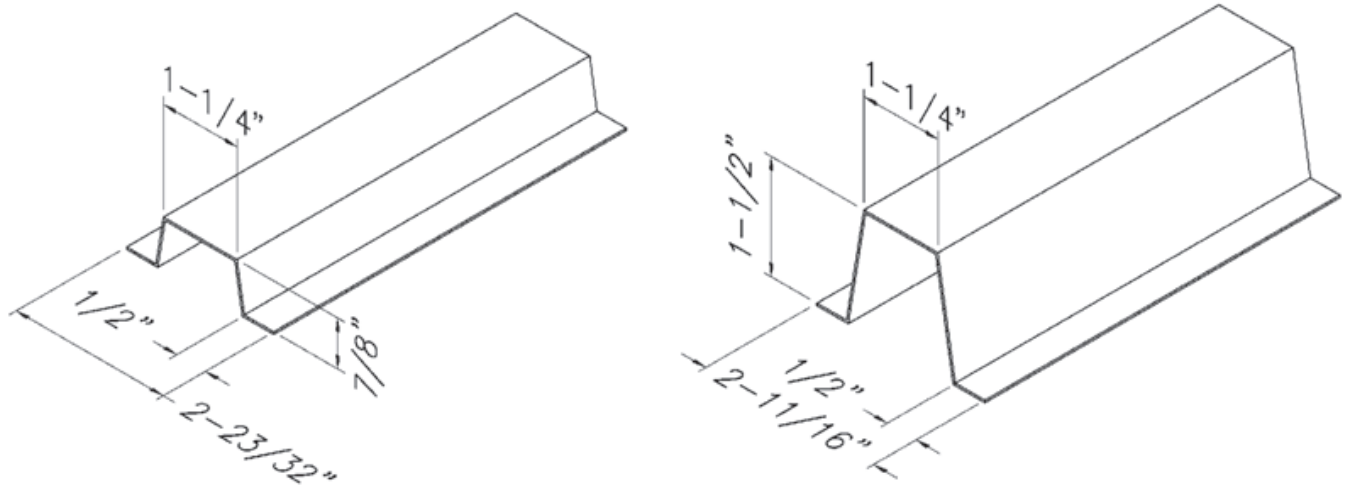
1. Allowable ceiling spans are based on effective properties.
2. Multiple span indicates two or more equal spans with channel continuous over center support.
3. Bearing length = 0.75-inches.
4. Table values are based on the compression flange laterally unsupported.

# Channel Properties

## (Hat) Furring (F) Channel Section Properties

Section	Design Thickness (in)	Yield strength, Fy (ksi)	Gross Properties						Effective Properties			
			Area	Weight	Ix	Rx	Iy	Ry	Ix	Sx	Ma	Va
			(in <sup>2</sup> )	(lb/ft)	(in <sup>4</sup> )	(in)	(in <sup>4</sup> )	(in)	(in <sup>4</sup> )	(in <sup>2</sup> )	(ft-lb)	(lb)
087F125-18	0.0188	33	0.072	0.244	0.009	0.354	0.035	0.698	0.008	0.016	26.61	255
087F125-27	0.0283	33	0.107	0.365	0.013	0.351	0.051	0.693	0.013	0.027	45.20	381
087F125-30	0.0312	33	0.118	0.401	0.014	0.350	0.056	0.691	0.014	0.031	50.98	420
087F125-33	0.0346	33	0.130	0.443	0.016	0.349	0.062	0.689	0.016	0.034	56.23	464
087F125-43	0.0451	33	0.168	0.572	0.020	0.345	0.079	0.684	0.020	0.043	71.00	599
150F125-18	0.0188	33	0.095	0.324	0.031	0.572	0.052	0.742	0.029	0.034	56.73	261
150F125-27	0.0283	33	0.143	0.485	0.046	0.569	0.077	0.737	0.046	0.057	94.22	390
150F125-30	0.0312	33	0.157	0.534	0.051	0.568	0.085	0.735	0.050	0.064	105.92	429
150F125-33	0.0346	33	0.174	0.590	0.056	0.566	0.093	0.733	0.056	0.071	117.31	474
150F125-43	0.0451	33	0.225	0.764	0.071	0.563	0.119	0.728	0.071	0.091	149.70	613

1. Calculated properties are based on AISI S100-16, "North American Specification for Design of Cold-Formed Steel Structural Members."
2. Minimum base metal thickness is 95% of design thickness. Design thickness used for determination of properties.
3. Effective properties are based on Fy=33ksi. For deflection calculations, use effective Ix. Effective Ix is based on Procedure 1 of S-100.
4. Effective properties are given as the minimum value for positive or negative bending.



## (Hat) Furring (F) Channel Allowable Ceiling Spans L/360

Member	Yield Strength, Fy (ksi)	Spans	4 psf			6 psf			13 psf		
			Spacing (in) o.c.			Spacing (in) o.c.			Spacing (in) o.c.		
			12	16	24	12	16	24	12	16	24
087F125-18	33	Single	4' 5"	4' 0"	3' 6"	3' 10"	3' 6"	3' 1"	3' 0"	2' 9"	2' 5"
		Multiple	5' 6"	5' 0"	4' 4"	4' 9"	4' 4"	3' 10"	3' 8"	3' 4"	2' 10"
087F125-27	33	Single	5' 3"	4' 9"	4' 2"	4' 7"	4' 2"	3' 8"	3' 6"	3' 3"	2' 10"
		Multiple	6' 6"	5' 11"	5' 2"	5' 8"	5' 2"	4' 6"	4' 4"	4' 0"	3' 6"
087F125-30	33	Single	5' 5"	4' 11"	4' 3"	4' 9"	4' 3"	3' 9"	3' 8"	3' 4"	2' 11"
		Multiple	6' 8"	6' 1"	5' 3"	5' 10"	5' 3"	4' 7"	4' 6"	4' 1"	3' 7"
087F125-33	33	Single	5' 7"	5' 1"	4' 5"	4' 10"	4' 5"	3' 10"	3' 9"	3' 5"	3' 0"
		Multiple	6' 11"	6' 3"	5' 6"	6' 0"	5' 6"	4' 9"	4' 8"	4' 3"	3' 8"
087F125-43	33	Single	6' 0"	5' 6"	4' 9"	5' 3"	4' 9"	4' 2"	4' 1"	3' 8"	3' 3"
		Multiple	7' 5"	6' 9"	5' 11"	6' 6"	5' 11"	5' 2"	5' 0"	4' 7"	4' 0"
150F125-18	33	Single	6' 10"	6' 2"	5' 5"	5' 11"	5' 5"	4' 9"	4' 7"	4' 2"	3' 8"
		Multiple	8' 5"	7' 8"	6' 8"	7' 4"	6' 8"	5' 10"	5' 8"	4' 9"	3' 8"
150F125-27	33	Single	7' 11"	7' 3"	6' 4"	6' 11"	6' 4"	5' 6"	5' 4"	4' 11"	4' 3"
		Multiple	9' 10"	8' 11"	7' 10"	8' 7"	7' 10"	6' 10"	6' 8"	6' 0"	5' 3"
150F125-30	33	Single	8' 2"	7' 5"	6' 6"	7' 2"	6' 6"	5' 8"	5' 6"	5' 0"	4' 5"
		Multiple	10' 1"	9' 2"	8' 0"	8' 10"	8' 0"	7' 0"	6' 10"	6' 3"	5' 5"
150F125-33	33	Single	8' 6"	7' 8"	6' 9"	7' 5"	6' 9"	5' 10"	5' 9"	5' 2"	4' 6"
		Multiple	10' 6"	9' 6"	8' 4"	9' 2"	8' 4"	7' 3"	7' 1"	6' 5"	5' 7"
150F125-43	33	Single	9' 2"	8' 4"	7' 4"	8' 0"	7' 4"	6' 4"	6' 2"	5' 8"	4' 11"
		Multiple	11' 4"	10' 4"	9' 0"	9' 11"	9' 0"	7' 11"	7' 8"	7' 0"	6' 1"

1. Allowable ceiling spans are based on effective properties.
2. Multiple span indicates two or more equal spans with channel continuous over center support.
3. Bearing length = 0.75-inches.

# Channel Properties

## (Hat) Furring (F) Channel Allowable Ceiling Spans L/240

Member	Yield Strength, Fy (ksi)	Spans	4 psf			6 psf			13 psf		
			Spacing (in) o.c.			Spacing (in) o.c.			Spacing (in) o.c.		
			12	16	24	12	16	24	12	16	24
087F125-18	33	Single	5' 1"	4' 7"	4' 0"	4' 5"	4' 0"	3' 6"	3' 5"	3' 1"	2' 9"
		Multiple	6' 3"	5' 8"	5' 0"	5' 6"	5' 0"	4' 3"	4' 1"	3' 6"	2' 10"
087F125-27	33	Single	6' 0"	5' 5"	4' 9"	5' 3"	4' 9"	4' 2"	4' 1"	3' 8"	3' 3"
		Multiple	7' 5"	6' 9"	5' 11"	6' 6"	5' 11"	5' 2"	5' 0"	4' 7"	3' 9"
087F125-30	33	Single	6' 2"	5' 7"	4' 11"	5' 5"	4' 11"	4' 3"	4' 2"	3' 9"	3' 4"
		Multiple	7' 8"	6' 11"	6' 1"	6' 8"	6' 1"	5' 3"	5' 2"	4' 8"	4' 0"
087F125-33	33	Single	6' 5"	5' 10"	5' 1"	5' 7"	5' 1"	4' 5"	4' 4"	3' 11"	3' 5"
		Multiple	7' 11"	7' 2"	6' 3"	6' 11"	6' 3"	5' 6"	5' 4"	4' 10"	4' 2"
087F125-43	33	Single	6' 11"	6' 3"	5' 6"	6' 0"	5' 6"	4' 9"	4' 8"	4' 3"	3' 8"
		Multiple	8' 6"	7' 9"	6' 9"	7' 5"	6' 9"	5' 11"	5' 9"	5' 3"	4' 7"
150F125-18	33	Single	7' 10"	7' 1"	6' 2"	6' 10"	6' 2"	5' 5"	5' 3"	4' 9"	4' 2"
		Multiple	9' 8"	8' 9"	7' 6"	8' 5"	7' 6"	6' 2"	5' 10"	4' 9"	3' 8"
150F125-27	33	Single	9' 1"	8' 3"	7' 3"	7' 11"	7' 3"	6' 4"	6' 2"	5' 7"	4' 11"
		Multiple	11' 3"	10' 3"	8' 11"	9' 10"	8' 11"	7' 10"	7' 7"	6' 7"	5' 5"
150F125-30	33	Single	9' 5"	8' 6"	7' 5"	8' 2"	7' 5"	6' 6"	6' 4"	5' 9"	5' 0"
		Multiple	11' 7"	10' 6"	9' 2"	10' 1"	9' 2"	8' 0"	7' 10"	7' 0"	5' 9"
150F125-33	33	Single	9' 8"	8' 10"	7' 8"	8' 6"	7' 8"	6' 9"	6' 7"	5' 11"	5' 2"
		Multiple	12' 0"	10' 11"	9' 6"	10' 6"	9' 6"	8' 4"	8' 1"	7' 4"	6' 0"
150F125-43	33	Single	10' 6"	9' 7"	8' 4"	9' 2"	8' 4"	7' 4"	7' 1"	6' 5"	5' 8"
		Multiple	13' 0"	11' 10"	10' 4"	11' 4"	10' 4"	9' 0"	8' 9"	8' 0"	6' 9"

## (Hat) Furring (F) Channel Allowable Ceiling Spans L/120

Member	Yield Strength, Fy (ksi)	Spans	4 psf			6 psf			13 psf		
			Spacing (in) o.c.			Spacing (in) o.c.			Spacing (in) o.c.		
			12	16	24	12	16	24	12	16	24
087F125-18	33	Single	6' 5"	5' 10"	5' 1"	5' 7"	5' 1"	4' 5"	4' 4"	3' 11"	3' 5"
		Multiple	7' 4"	6' 4"	5' 1"	5' 11"	5' 2"	4' 2"	4' 1"	3' 6"	2' 10"
087F125-27	33	Single	7' 7"	6' 10"	6' 0"	6' 7"	6' 0"	5' 3"	5' 1"	4' 8"	4' 1"
		Multiple	9' 4"	8' 3"	6' 8"	7' 9"	6' 9"	5' 5"	5' 3"	4' 7"	3' 8"
087F125-30	33	Single	7' 9"	7' 1"	6' 2"	6' 10"	6' 2"	5' 5"	5' 3"	4' 9"	4' 2"
		Multiple	9' 7"	8' 9"	7' 1"	8' 3"	7' 2"	5' 9"	5' 7"	4' 10"	3' 11"
087F125-33	33	Single	8' 0"	7' 4"	6' 5"	7' 0"	6' 5"	5' 7"	5' 5"	4' 11"	4' 4"
		Multiple	9' 11"	9' 0"	7' 5"	8' 8"	7' 6"	6' 1"	5' 11"	5' 1"	4' 1"
087F125-43	33	Single	8' 8"	7' 11"	6' 11"	7' 7"	6' 11"	6' 0"	5' 10"	5' 4"	4' 8"
		Multiple	10' 9"	9' 9"	8' 5"	9' 5"	8' 5"	6' 10"	6' 7"	5' 9"	4' 8"
150F125-18	33	Single	9' 10"	8' 11"	7' 10"	8' 7"	7' 10"	6' 10"	6' 8"	6' 0"	5' 3"
		Multiple	10' 8"	9' 3"	7' 6"	8' 8"	7' 6"	6' 1"	5' 10"	4' 5"	2' 11"
150F125-27	33	Single	11' 6"	10' 5"	9' 1"	10' 0"	9' 1"	7' 11"	7' 9"	7' 0"	6' 2"
		Multiple	13' 9"	11' 11"	9' 8"	11' 2"	9' 8"	7' 11"	7' 7"	6' 7"	5' 4"
150F125-30	33	Single	11' 10"	10' 9"	9' 5"	10' 4"	9' 5"	8' 2"	8' 0"	7' 3"	6' 4"
		Multiple	14' 7"	12' 7"	10' 3"	11' 11"	10' 3"	8' 4"	8' 1"	7' 0"	5' 8"
150F125-33	33	Single	12' 3"	11' 1"	9' 8"	10' 8"	9' 8"	8' 6"	8' 3"	7' 6"	6' 7"
		Multiple	15' 1"	13' 3"	10' 9"	12' 6"	10' 10"	8' 10"	8' 6"	7' 4"	6' 0"
150F125-43	33	Single	13' 3"	12' 1"	10' 6"	11' 7"	10' 6"	9' 2"	8' 11"	8' 2"	7' 1"
		Multiple	16' 5"	14' 11"	12' 2"	14' 2"	12' 3"	9' 11"	9' 7"	8' 4"	6' 9"

1. Single spans taken as the minimum span based on moment, shear, web crippling or deflection.
2. Multiple span indicates two or more equal, continuous spans with span length measured support to support.
3. Multiple spans taken as minimum span based on moment, shear, web crippling, deflection combined bending and shear or combined bending and web crippling.
4. Web crippling values based on 1-inch bearing at end and interior supports.

## Screw Table Notes

1. Allowable screw connection capacities are based on Section J4 of the AISI S100-16.
2. When connecting materials of different steel thicknesses or tensile strengths, use the lowest values. Tabulated values assume two sheets of equal thickness are connected.
3. Screw shear and tension capacities were developed using published screw manufacturer data and evaluation reports available at the time of publications.
4. A nominal shear stress of 42.85ksi and a nominal tension stress of 40.84ksi was used for calculations based on screw manufacturer data.
5. Screw capacities are based on Allowable Strength Design (ASD) and include a safety factor of 3.0.
6. When multiple fasteners are used, screws are assumed to have a center-to-center spacing of at least 3 times the nominal diameter (d).
7. Screws are assumed to have a center-of-screw to edge-of-steel dimension of at least 1.5 times the nominal diameter (d) of the screw.
8. Tension capacity is based on the lesser of pullout capacity in sheet closest to screw tip, or pullover capacity for sheet closest to screw head (using head diameter).
9. Note that for all tension values calculated in screw table, pullover values have been reduced by 50% assuming eccentrically loaded connections that produce a non-uniform pullover force of the fastener.
10. Screw capacities are governed by a conservative estimate of screw capacity, not by sheet steel failure.
11. For higher screw capacities, especially for screw strength, use specific screws from specific manufacturer. See manufacturer's data for specific allowable values and installation instructions.

### Allowable Screw Connection Capacity (Pounds per Screw)

Thickness (Mils)	Yield Strength, F <sub>y</sub> (ksi)	Tensile Strength, F <sub>u</sub> (ksi)	# 6 Screw		# 8 Screw		# 10 Screw		# 12 Screw		1/4" Screw	
			(0.138" Dia, 1/4" Head)		(0.164" Dia, 5/16" Head)		(0.190" Dia, 3/8" Head)		(0.216" Dia, 3/8" Head)		(0.250" Dia, 1/2" Head)	
			Shear	Tension	Shear	Tension	Shear	Tension	Shear	Tension	Shear	Tension
18	33	33	44	24	48	29	52	33	55	38	60	44
27	33	33	82	37	89	43	96	50	102	57	110	66
30	33	33	95	40	103	48	111	55	118	63	127	73
33	33	45	151	61	164	72	177	84	188	95	203	110
43	33	45	214	79	244	94	263	109	280	124	302	144
54	33	45	214	100	303	118	370	137	394	156	424	180
54	50	65	214	123	303	171	406	198	525	225	613	261
68	33	45	214	123	303	149	406	173	525	196	600	227
68	50	65	214	123	303	173	406	232	525	284	704	328
97	33	45	214	123	303	173	406	232	525	280	704	324
97	50	65	214	123	303	173	406	232	525	300	704	403
118	33	45	214	123	303	173	406	232	525	300	704	396
118	50	65	214	123	303	173	406	232	525	300	704	403

## Weld Table Notes

1. Allowable weld capacities are based on Section J2.4 (for fillet welds) and J2.5 (for flare groove welds) of the AISI S100-16.
2. When connecting materials of different steel thicknesses or tensile strengths, use the lowest values.
3. Weld capacities are based on Allowable Strength Design (ASD) and include appropriate safety factors.
4. Weld capacities are based on either 3/32" or 1/8" diameter E60 or E70 Electrodes. For thinner materials, 0.030" to 0.035" diameter wire electrodes may provide best results.
5. Parallel capacity is considered to be loading in the direction of the weld.
6. For flare groove welds, the effective throat of weld is conservatively assumed to be less than 2t.

Allowable Weld Capacity (Pounds) for 1-inch of Weld							
Thickness (Mils)	Design Thickness	Fy: Yield (ksi)	Fu: Tensile (ksi)	Fillet Welds		Flare Groove Welds	
				Parallel	Perpendicular	Parallel	Perpendicular
				43	0.0451	33	45
54	0.0566	33	45	822	1084	682	832
54	0.0566	50	65	1188	1566	985	1202
68	0.0713	33	45	1082	1365	859	1048
68	0.0713	50	65	1563	1972	1241	1514
97	0.1017	33	45	1618	1947	1226	1495
97	0.1017	50	65	2337	2813	1771	2159
118	0.1242	33	45	Note-1	Note-1	Note-2	Note-2
118	0.1242	50	65	Note-1	Note-1	Note-2	Note-2

Note-1: For fillet welds, AISI S100 Equation E2.5-4 must be checked for 118 mil material, or whenever the thickness of thinnest part is greater than 0.10-inch.

Note-2: For flare groove welds, AISI S100 Equation E2.6-4 must be checked for 118 mil material, or whenever the thickness of thinnest part is greater than 0.10-inch.

**BLOCKING NOTE:**  
PLACE SOLID BLOCKING AT ENDS OF FLOOR SYSTEM, ADJACENT TO ALL OPENINGS, AND AT 10'-0" o.c. MAX.

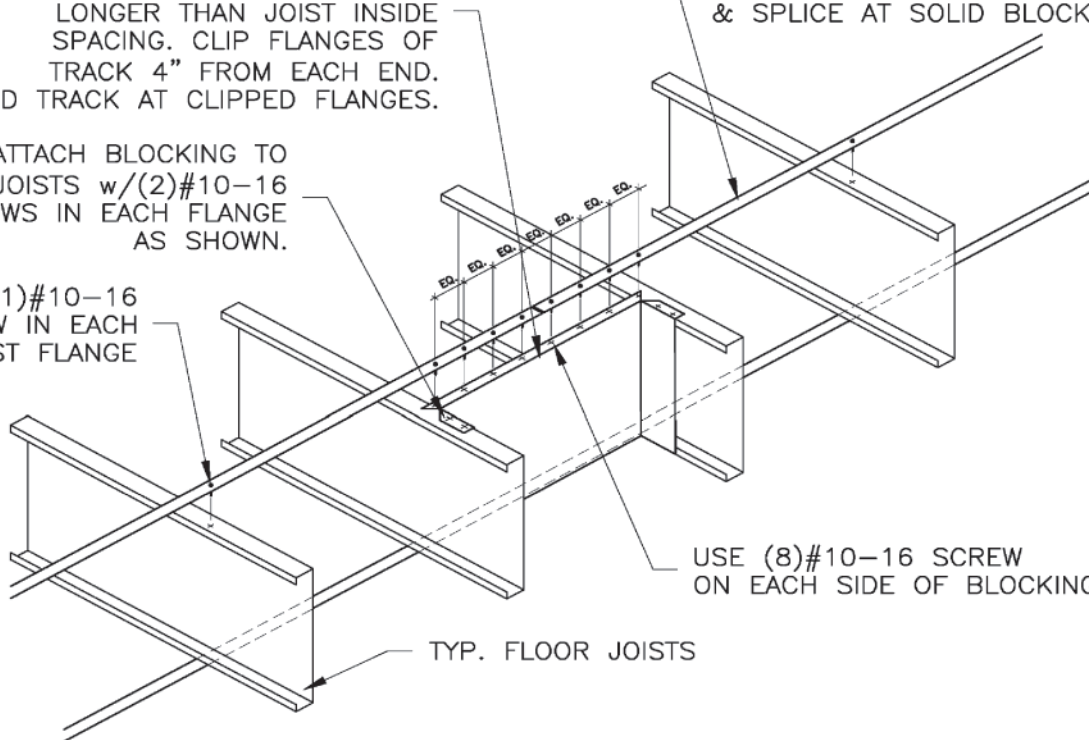
**STRAP NOTE:**  
TOP STRAP NOT REQ'D. IF CONTINUOUSLY ATTACHED RIGID SHEATHING IS USED. TEMPORARY BRACING OF TOP FLANGE DURING CONSTRUCTION MAY BE REQ'D.

MIN. 18 GA RUNNER TRACK  
SOLID BLOCKING @ 10'-0" o.c.  
MAX. MAKE RUNNER TRACK 8" LONGER THAN JOIST INSIDE SPACING. CLIP FLANGES OF TRACK 4" FROM EACH END. BEND TRACK AT CLIPPED FLANGES.

1-1/2" x 20 GA. STRAPPING ON TOP & BOTTOM OF JOISTS. (STRAPPING TO START, END, & SPLICE AT SOLID BLOCKING)

ATTACH BLOCKING TO JOISTS w/(2)#10-16 SCREWS IN EACH FLANGE AS SHOWN.

(1)#10-16 SCREW IN EACH JOIST FLANGE



USE (8)#10-16 SCREW ON EACH SIDE OF BLOCKING.

TYP. FLOOR JOISTS

BRIDGING RECOMMENDATIONS	
SPANS	ROWS REQUIRED
UP TO 14'	ONE ROW @ MID-SPAN
14' TO 20'	TWO ROWS @ THIRD POINTS
20' TO 26'	THREE ROWS @ QUARTER POINTS

## JOIST BRIDGING

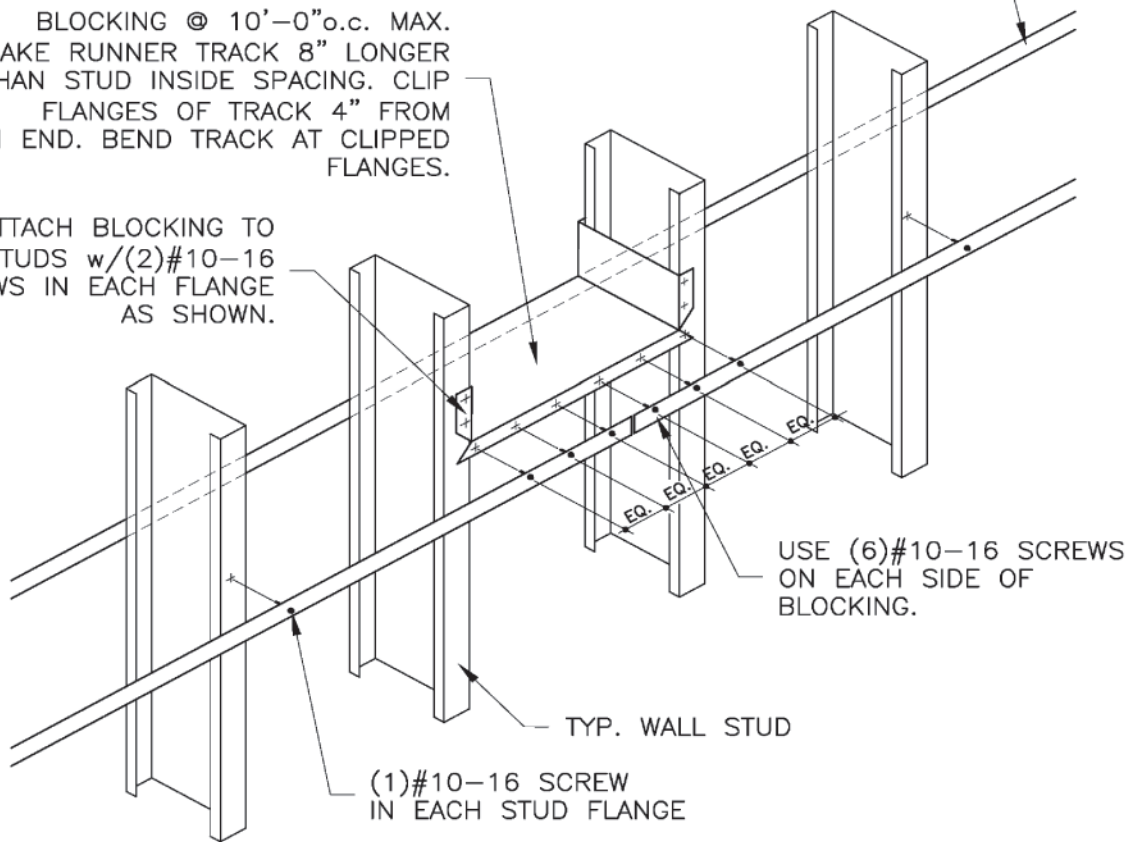
1-1/2" x 20GA. STRAP WITH RUNNER TRACK BLOCKING

**BLOCKING NOTE**  
PLACE SOLID BLOCKING AT ENDS OF WALL SYSTEM, ADJACENT TO ALL OPENINGS, AND AT 10'-0" O.C. MAX

1-1/2" x 20 GA. STRAPPING ON EACH SIDE OF WALL STUDS. (STRAPPING TO START, END, & SPLICE AT SOLID BLOCKING)

MIN. 18 GA RUNNER TRACK SOLID BLOCKING @ 10'-0" o.c. MAX. MAKE RUNNER TRACK 8" LONGER THAN STUD INSIDE SPACING. CLIP FLANGES OF TRACK 4" FROM EACH END. BEND TRACK AT CLIPPED FLANGES.

ATTACH BLOCKING TO WALL STUDS w/(2)#10-16 SCREWS IN EACH FLANGE AS SHOWN.



## STRAPPING LATERAL BRACING

1-1/2" x 20GA. STRAP WITH RUNNER TRACK BLOCKING



As the use of cold-formed steel has grown over the past 60 years, so has the number of resources available to engineers, architects, contractors, and suppliers. The **Resource Center** of the Steel Framing Industry Association web site ([www.CFSteel.org/resource-center](http://www.CFSteel.org/resource-center)) is intended to help the design and construction professional cut through the clutter to find needed resource and contains a number of downloadable publications and links to other technical resources.

## **Technical Guide for Cold-Formed Steel Framing.**

A downloadable version of this publication is available here. The current edition of the SFIA Product Technical Guide does not include tables for Ceiling Span conditions that may only be occasionally needed by the designer. These are available in a separate document which can also be downloaded in this section of the Resource Center.

## **Code Compliance Research Report, CCRR-0224.**

The SFIA Code Compliance Research Report (CCRR), issued by Architectural Testing Inc., provides the evidence, technical information, and professional evaluation that standard cold-formed steel framing stud and track manufactured by SFIA members comply with the 2018 International Building Code, 2018 International Residential Code, 2017 Florida Building Code including High Velocity Hurricane Zone (HVHZ), and the 2016 California Building Code.

## **ICC-Evaluation Service Report, ICC-ES 4205.**

Evaluation reports from ICC Evaluation Service® may be used by code officials to verify that building products manufactured by SFIA members comply with code requirements. The evaluation reports provide information about what code requirements or acceptance criteria were used to evaluate the product, how the product should be installed to meet the requirements, how to identify the product, and much more. ES Reports are divided into eleven major areas.

## **Guide Specifications**

### *Section 05400 - Cold-Formed Metal Framing*

For use in the preparation of a project specification section covering cold-formed steel exterior wall studs, floor joists, trusses, ceiling and roof joists, and rafters. Materials may be field installed or shop fabricated and field erected. Studs may be either axially-load bearing or non-axially load bearing.

### *Section 092216 - Nonstructural Metal Framing*

For use in the preparation of a project specification section covering metal framing systems for interior non-load bearing walls, interior ceilings and exterior soffits.

## **LEED and Sustainability**

*LEED®ing with Cold-Formed Steel:* Cold-formed steel products manufactured by Steel Framing Industry Association members help your project quality for up to 7 points under LEED® v4 for BD+C

## **Environmental Product Declaration (EPD) for Cold-Formed Steel Framing**

EPDs are developed from a Life Cycle Assessment and can help designers earn credits under LEED v4. This EPD represents cold-formed steel (CFS) studs and track made from hot-dip galvanized steel, produced and manufactured in U.S. and Canada. The steel in the studs and track is produced at a mix of steel mill types in the U.S. and Canada, which use both the BOF (basic oxygen furnace) and EAF (electric arc furnace) route for steelmaking

## **Apparent Sound Insulation in Cold-Formed Steel Buildings**

This report provides the Design Professional with information that maybe needed for enhanced sound control in buildings using ASTC rather than STC.

## **Typical Construction Details**

They are intended to provide designers and contractors with guidance on design, detailing, and construction of buildings that utilize cold-formed steel framing members. These products should not be used in design or construction without an independent evaluation by a qualified engineer or architect to verify the suitability of a particular product for use in a specific application.

## **Directory of Fire and Acoustic Rated Assemblies.**

This searchable directory provides the user with the ability to search a comprehensive range of fire and sound-rated cold-formed steel floor, wall and roof assemblies as listed by the major recognized testing agencies.

## **Wall System Design Center.**

An online resource that provides architects, owners, developers, and contractors with needed information about integrated wall and ceiling solutions, including how to assess the performance attributes of the various system components, and to help determine how these various components can impact the overall performance of the system.

August 2018

**Question:** Can standard products manufactured by SFIA members be used in the Fire Rated assemblies published by the recognized testing agencies?

**Answer:** Except where the word “proprietary” appears in system or element descriptions, all systems contained within the major fire rated directories (published by the Gypsum Association, UL, Factory Mutual, etc.) are considered generic assemblies utilizing any product of any manufacturer provided that the products meet the appropriate standards.

The steel framing members included in the SFIA Product Technical Guide are considered “generic”, and have been reviewed for compliance with the governing standards, including AISI 2012, the International Building Code (2018), California Building Code (2018) and Florida Building Code (2017), including (HPVZ), and therefore may be used in any rated assemblies published by the GA, UL, FM, or other recognized testing agency. In addition, steel framing members produced by SFIA member companies participate in a code compliance certification program administered by an independent third-party.


SFIA generic framing members that meet the minimum requirements for web depth, thickness, and other characteristics and therefore may be used in the generic published rated assemblies.

## Underwriters Laboratories Rated Designs

The individual listings of UL rated designs identify the main elements of an assembly as numbers in a series (for U465: 1. Floor and Ceiling Runners, 2. Steel Studs, 3. Batts and Blankets, 4 Gypsum Board, 5. Joint Tape and Compound, 6. Resilient Channel, 8. Mineral and Fiber Board (optional), etc.). Unless a proprietary product is identified as being the component in the description, that element is generic and any standard product that meets this description is permitted for use in this design.

Alternative products may also be used in place of the standard or generic, and the permitted products identified in three ways, as a second level in the numerical series (i.e., 1A., 1B., 1C., etc.), with an asterisk (\*), and with the wording “as an alternate to....” or “in lieu of...”. The products that have been approved for use in lieu of the standard products are then listed in the UL Design.

Submitted by:



Patrick Ford, P.E.  
Technical Director





STEEL FRAMING INDUSTRY ASSOCIATION

## CODE COMPLIANCE CERTIFICATION PROGRAM

SFIA developed, an industry supported Code Compliance Certification Program endorsed by the Association of the Wall and Ceiling Industry. The program is accessible to all manufacturers to certify that structural and nonstructural cold-formed steel framing they produce complies with the IBC 2018 code requirements.

Structural and nonstructural cold-formed steel framing certification is administered and audited by an independent third Administrator meeting IAS AC98 requirements and demonstrating compliance with ISO/IEC Standard 17020.

The validation process includes a minimum of two unannounced manufacturing audits per year of each facility operated by a manufacturer, as well as on-going random selection and independent testing of certified structural and nonstructural cold-formed steel framing products.

 STEELFRAMINGASSOCIATION.ORG	<p><b>STRUCTURAL</b> CERTIFIED CODE COMPLIANT TO</p> <ul style="list-style-type: none"><li>✓ IBC 2015</li><li>✓ ASTM C955</li><li>✓ ASTM A1003/A1003M</li><li>✓ AISI S100</li><li>✓ AISI S200</li></ul>	<p>IAS# AA-676 Independent Inspection by: <b>intertek</b></p>
<p>Steel Framing Industry Association—Service to the Industry</p>		
 STEELFRAMINGASSOCIATION.ORG	<p><b>NONSTRUCTURAL</b> CERTIFIED CODE COMPLIANT TO</p> <ul style="list-style-type: none"><li>✓ IBC 2015</li><li>✓ ASTM C645</li><li>✓ ASTM A1003/A1003M</li><li>✓ ASTM B117</li><li>✓ AISI S220</li></ul>	<p>IAS# AA-676 Independent Inspection by: <b>intertek</b></p>
<p>Steel Framing Industry Association—Service to the Industry</p>		

Manufacturing facilities that satisfy the requirements for certification are authorized to label structural and nonstructural cold-formed steel framing members they produce as “certified code compliant.” The list of manufacturing facilities with certification authorization stays current by being updated as changes occur and can be found at [http://www.archtest.com/certification/SFIA\\_SteelFraming\\_Intertek.aspx](http://www.archtest.com/certification/SFIA_SteelFraming_Intertek.aspx).



The Steel Framing Industry Association is dedicated to expanding the market for cold-formed steel in construction through programs and initiatives that Promote the use of cold formed steel framing as a sustainable and cost-effective solution, Advocate the development and acceptance of favorable code provisions, Educate members with reliable data and other critical information that is essential to effective business planning, and create a positive environment for Innovation.

The SFIA is the only organization where members come from virtually every facet of the construction industry, including steel mills, coil coaters, stud and connector manufacturers, component fabricators, engineers, researchers, suppliers/distributors, and builders and framing contractors. This uniquely broad membership enables us to identify issues and opportunities, along with programs and solutions that can be effectively implemented across the industry.

513 West Broad Street, Suite 210  
Falls Church, VA 22046  
Phone: 703-538-1613  
Fax: 703-538-1733  
[membership@steelframingassociation.org](mailto:membership@steelframingassociation.org)  
[www.steelframingassociation.org](http://www.steelframingassociation.org)

Version 2018.101