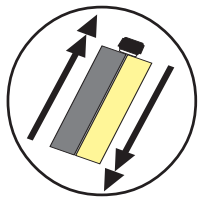


CARTRIDGE SHOULD BE KEPT AT 65°F - 80°F FOR BEST RESULTS
For most consistent mix, dispense with *Albion B26 T1500X* or similar 26:1 thrust ratio dispensing gun. Lower thrust ratios can lead to less consistent results.


INSTRUCTIONS FOR USING CARTRIDGE UNIT

1

SHAKE WELL BEFORE USE

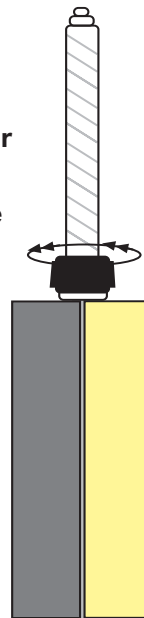


Unscrew Locking Nut and Remove D Caps



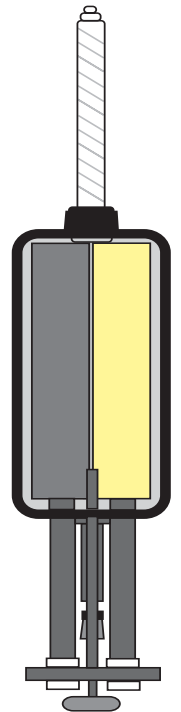
2

Place Static Mixer Over Cartridge Neck and Secure Tightly with Locking Nut



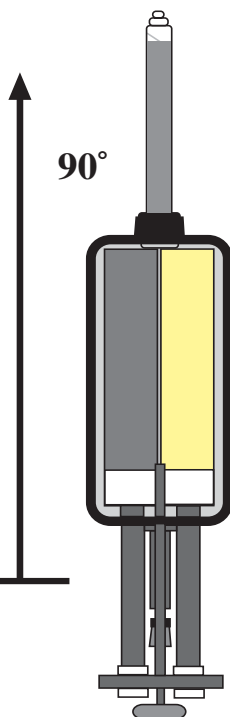

3

Pull Back Pistons in Gun and Securely Load Cartridge in Cradle



4

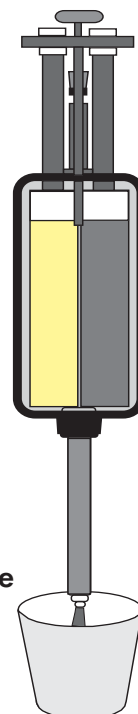
Hold Gun Straight Up at a 90° Angle and Slowly Pull Trigger to Purge Air from Unit. Drive Material to Top of Mixer.



5

Tilt Gun Down and Squeeze First 2-3 Shots of Material into A Disposable Cup, Etc.

Gun Should Be Tilted Down Whenever Dispensing or When Cartridge is Being Used.



6

To Re-use Cartridge, Tilt Cartridge Unit Down, Remove Mixer, Wipe Excess Material Off Cartridge Neck, Then Replace D-Caps and Screw on Lock Nut. Use New Mixer with Next Application.

