




# **MECHANICAL SOLUTIONS DELIVERING A DIFFERENCE**

---

**FIBERGLAS™ | FOAMULAR® | THERMAFIBER®**



0114420101274  
Hydro-energetisk maskinverk AB



## TABLE OF CONTENTS

---

### Commercial

|  |       |
|--|-------|
| SSL II® with ASJ Max Fiberglas™ Pipe Insulation.....                           | 4-5   |
| No-Wrap Fiberglas™ Pipe Insulation .....                                       | 6-7   |
| Large Diameter Fiberglas™ Pipe Insulation.....                                 | 8-9   |
| Metric Fiberglas™ Pipe Insulation .....  | 10-11 |
| FOAMULAR® XPS Pipe Insulation.....   | 12-13 |
| Fiberglas™ 700 Series Board Insulation – Type 703 & 705.....                   | 14-15 |
| Fiberglas™ 700 Series Board Insulation – Type 706 & 707.....                   | 16-17 |
| Fiberglas™ Insul-Quick Insulation .....  | 18-19 |
| Fiberglas™ Thermal Insulating Wool (TIW) Insulation – Types I-HP & II-HP ..... | 20-21 |
| Fiberglas™ Pipe & Tank Insulation .....  | 22-23 |
| Fiberglas™ FLEXWRAP® Insulation.....   | 24-25 |
| Fiberglas™ Utilicore® Insulation .....   | 26-27 |
| SOFTR Duct Wrap FRK Insulation.....  | 28-29 |

---

### Industrial

|   |       |
|---|-------|
| Thermafiber® Pro Section WR Pipe Insulation.....          | 30-31 |
| Thermafiber® Industrial Board Insulation .....            | 32-33 |
| Thermafiber® Industrial Fabrication Board Insulation..... | 34-35 |
| Fiberglas™ SCR Board Insulation.....                      | 36-37 |
| Thermafiber® Industrial Wrap Insulation.....              | 38-39 |

# SSL II® WITH ASJ MAX FIBERGLAS™ PIPE INSULATION



Owens Corning® SSL II® with ASJ Max Fiberglas™ Pipe Insulation is molded of heavy density resin bonded inorganic glass fibers that come in one-piece, 36" (914mm) long, hinged sections. The insulation is tailored to fit for copper and iron pipe applications.

## PRODUCT FEATURES

- ASJ Max is an all-service-jacket with a polymer film exterior surface that is smooth, durable, cleanable, wrinkle-resistant, resists water staining and doesn't support mold or mildew growth<sup>1</sup>
- ASJ Max can resist short durations of water exposure that may occur during construction
- SSL II® Positive Closure System is an advanced double adhesion that fastens and installs with no need for staples or mastic
- Insulation is tailored to fit with:
  - FlexCore technology to compress over copper and some small-bore iron pipes and fittings, saving time by eliminating the need to fillet
  - RigidCore technology for fast and easy fabrication on larger pipes
- The product has a maximum operating temperature of 1,000°F (538°C) (with heat-up schedule)
- The product does not contain Polybromodiphenyl ethers (PBDE) (penta-, octa-, or deca-brominated diphenyl).

1. ASJ Max jacket does not support mold growth as tested in accordance with ASTM C1338.

## Physical Properties

| PROPERTY   | TEST METHOD                      | VALUE                                 |
|--|----------------------------------|---------------------------------------|
| Density (size dependent)                               | ASTM C302                        | 3.5 to 5.5 pcf                        |
| Operating Temperature Range <sup>2</sup>               | ASTM C411                        | 0°F to 1,000°F (-18°C to 538°C)       |
| Water Vapor Sorption                                   | ASTM C1104                       | Less than 5% by weight                |
| Corrosion  | ASTM C665                        | Pass – steel, copper, and aluminum    |
| Corrosion  | ASTM C1617                       | Pass – steel                          |
| Jacket Temperature Limitation                          | ASTM C1136                       | -20°F to 150°F (-29°C to 66°C)        |
| Jacket Permeance                                       | ASTM E96, Proc. A                | 0.01 perm                             |
| Burst Strength, min                                    | ASTM D774/D774M                  | 100 psi                               |
| Composite Surface Burning Characteristics <sup>3</sup> | UL 723, ASTM E84 or CAN/ULC-S201 | Flame Spread 25<br>Smoke Developed 50 |

2. With heat-up schedule when operating temperatures between 850°F and 1,000°F.

3. The surface burning characteristics of these products have been determined in accordance with UL 723, ASTM E84 or CAN/ULC-S102. Values are reported to the nearest 5 rating.

---

## Product Applications

- UL Listed and Labeled for use over PVC and other polymer pipes UL Category BSMP
- Used to insulate iron, copper, PVC and other polymer pipes with operating temperatures between 0°F (-18°C) to 1,000°F (538°C) in commercial & institutional buildings, and industrial facilities
- When temperatures are above 650°F (454°C), maximum installed insulation thickness shall be no greater than 6" as a single layer or nested
- Rated per ASTM C547, Type I, Grade A - Pipe insulation can be installed on in-service/hot pipes with an operating temperature up to 850°F (454°C)
- Rated per ASTM C547, Type IV, Grade B - When operating temperatures will be between 850°F (454°C) to a 1,000°F (538°C) a heat-up schedule needs to be followed per the Installation Instructions, Pub No. 10021355
- When installed outdoors, an additional weather-protective jacket is required

---

## Availability

Our Fiberglas™ Pipe Insulation portfolio is available in thicknesses up to 5". For product availability, please contact your local Owens Corning Area Sales Manager.

Refer to Pipe Insulation Sizing Manual for more information:  
Pub. No. 10018078.


---

## Certifications and Sustainable Features

- Certified by SCS Global Services to contain an average of 53% recycled glass content, 31% pre-consumer and 22% post-consumer
- For faced products: GREENGUARD Certified products are certified to GREENGUARD standards for low chemical emissions into indoor air during product usage. For more information, visit [ul.com/gg](http://ul.com/gg)
- Environmental Product Declaration (EPD) has been certified by UL Environment
- Material Health Certificate from Cradle to Cradle Products Innovation Institute



# NO WRAP FIBERGLAS™ PIPE INSULATION



Owens Corning® No-Wrap Fiberglas™ Pipe Insulation is molded of heavy density resin bonded inorganic glass fibers that come in one-piece, 36" (914mm) long, hinged sections. The insulation is tailored to fit for copper, iron, PVC, and other polymer pipe applications.

## PRODUCT FEATURES

- Insulation is tailored to fit with:
  - FlexCore technology to compress over copper and some small-bore iron, PVC and polymer pipes and fittings, saving time by eliminating the need to fillet
  - RigidCore technology for fast and easy fabrication on larger pipes
- The product has a maximum operating temperature of 1,000°F (538°C) (with heat-up schedule)
- The product does not contain Polybromodiphenyl ethers (PBDE) (penta-, octa-, or deca-brominated diphenyl)
- UL Labeled for Flame Spread Index of 0 or less and Smoke Developed Index of 0 and is fully building code compliant

### Physical Properties

| PROPERTY                                     | TEST METHOD                      | VALUE                               |
|--|----------------------------------|-------------------------------------|
| Density (size dependent)                     | ASTM C302                        | 3.5 to 5.5 pcf                      |
| Operating Temperature Range <sup>1</sup>     | ASTM C411                        | 0°F to 1,000°F<br>(-18°C to 538°C)  |
| Water Vapor Sorption                         | ASTM C1104                       | Less than 5% by weight              |
| Corrosion                                    | ASTM C665                        | Pass – steel, copper, and aluminum  |
| Corrosion                                    | ASTM C1617                       | Pass - steel                        |
| Surface Burning Characteristics <sup>2</sup> | UL 723, ASTM E84 or CAN/ULC-S102 | Flame Spread 0<br>Smoke Developed 0 |

1. With heat-up schedule when operating temperatures between 850°F and 1,000°F.

2. The surface burning characteristics of these products have been determined in accordance with UL 723, ASTM E84 or CAN/ULC-S102. Values are reported to the nearest 5 rating.

---

## Product Applications

- Used to insulate iron, copper, PVC and other polymer pipes with operating temperatures between 0°F (-18°C) to 1,000°F (538°C) in commercial & institutional buildings, and industrial facilities
- When temperatures are above 650°F (454°C), maximum installed insulation thickness shall be no greater than 6" as a single layer or nested
- Rated per ASTM C547, Type I, Grade A - Pipe insulation can be installed on in-service/hot pipes with an operating temperature up to 850°F (454°C)
- Rated per ASTM C547, Type IV, Grade B - When operating temperatures will be between 850°F (454°C) to a 1,000°F (538°C) a heat-up schedule needs to be followed per the Installation Instructions, Pub No. 10021355
- When installed outdoors, an additional weather-protective jacket is required
- No-Wrap is intended for field installation with jacketing appropriate to the vapor control, damage, or corrosion resistance requirements of the application

---

## Availability

Our Fiberglas™ Pipe Insulation portfolio is available in thicknesses up to 5" with inside diameters of up to 36". For product availability, please contact your local Owens Corning Area Sales Manager.

Refer to Fiberglas™ Pipe Insulation Sizing Manual for more information:  
Pub No. 10018078.

---

## Certifications and Sustainable Features

- Certified by SCS Global Services to contain an average of 53% recycled glass content, 31% pre-consumer and 22% post-consumer
- Environmental Product Declaration (EPD) has been certified by UL Environment
- Health Product Declaration® (HPD)



# LARGE DIAMETER FIBERGLAS™ PIPE INSULATION

SSL® II with ASJ Max



Owens Corning® Large Diameter FiberGlas™ Pipe Insulation is molded of heavy density resin bonded inorganic glass fibers that come in one-piece, 36" (914mm) long, hinged sections. Sections begin at 18" O.D. through 42" O.D. and can be ordered as factory applied SSL® with ASJ Max or as unjacketed No-Wrap.

## PRODUCT FEATURES

- ASJ Max is an all-service-jacket with a polymer film exterior surface that is smooth, durable, cleanable, wrinkleresistant, resists water staining and doesn't support mold or mildew growth<sup>1</sup>
- ASJ Max can resist short durations of water exposure that may occur during construction
- The product has a maximum operating temperature of 1,000°F (538°C) (with heat-up schedule)
- SSL® Positive Closure System that fastens with no need for staples or mastic
- The product does not contain Polybromodiphenyl ethers (PBDE) (penta-, octa-, or deca-brominated diphenyl)

1. ASJ Max jacket does not support mold growth as tested in accordance with ASTM C1338.

## Physical Properties

| PROPERTY   | TEST METHOD                      | VALUE                                 |
|--|----------------------------------|---------------------------------------|
| Density (size dependent)                           | ASTM C302                        | 3.5 to 5.5 pcf                        |
| Operating Temperature Range <sup>2</sup>           | ASTM C411                        | 0°F to 1,000°F (-18°C to 538°C)       |
| Water Vapor Sorption                               | ASTM C1104                       | Less than 5% by weight                |
| Corrosion  | ASTM C665                        | Pass – steel, copper, and aluminum    |
| Corrosion  | ASTM C1617                       | Pass - steel                          |
| Jacket Temperature Limitation                      | ASTM C1136                       | -20°F to 150°F (-29°C to 66°C)        |
| Jacket Permeance                                   | ASTM E96, Proc. A                | 0.01 perm                             |
| Burst Strength, min                                | ASTM D774/D774M                  | 100 psi                               |
| Composite Surface Burning Characteristics Jacketed | UL 723, ASTM E84 or CAN/ULC-S102 | Flame Spread 25<br>Smoke Developed 50 |

2. With heat-up schedule when operating temperatures between 850°F and 1,000°F.

3. The surface burning characteristics of these products have been determined in accordance with UL 723, ASTM E84 or CAN/ULC-S102. Values are reported to the nearest 5 rating.



---

## Product Applications

- UL Listed and Labeled for use over PVC and other polymer pipes UL Category BSMP
- Used to insulate iron, copper, PVC and other polymer pipes with operating temperatures between 0°F (-18°C) to 1,000°F (538°C) in commercial & institutional buildings, and industrial facilities
- When temperatures are above 650°F (454°C), maximum installed insulation thickness shall be no greater than 6" as a single layer or nested
- Rated per ASTM C547, Type I, Grade A - Pipe insulation can be installed on in-service/hot pipes with an operating temperature up to 850°F (454°C)
- Rated per ASTM C547, Type IV, Grade B - When operating temperatures will be between 850°F (454°C) to a 1,000°F (538°C) a heat-up schedule needs to be followed per the Installation Instructions, Pub No. 10021355
- When installed outdoors, an additional weather-protective jacket is required

---

## Availability

Our Fiberglas™ Pipe Insulation portfolio is available in thicknesses up to 5" with inside diameters of up to 36". For product availability, please contact your local Owens Corning Area Sales Manager.

Refer to Fiberglas™ Pipe Insulation Sizing Manual for more information: Pub No. 10018078.

---

## Certifications and Sustainable Features

- Certified by SCS Global Services to contain an average of 53% recycled glass content, 31% pre-consumer and 22% post-consumer
- For faced products: GREENGUARD Certified products are certified to GREENGUARD standards for low chemical emissions into indoor air during product usage. For more information, visit [ul.com/gg](http://ul.com/gg)
- Environmental Product Declaration (EPD) has been certified by UL Environment
- Material Health Certificate from Cradle to Cradle Products Innovation Institute



# METRIC FIBERGLAS™ PIPE INSULATION



Owens Corning® Metric Fiberglas™ Pipe Insulation is molded of heavy density resin bonded inorganic glass fibers that come in one-piece, 36" (914mm) long, hinged sections. The insulation is tailored to fit for metric-sized copper, iron, PVC, and other polymer pipe applications.

## PRODUCT FEATURES

- ASJ Max is an all-service-jacket with a polymer film exterior surface that is smooth, durable, cleanable, wrinkle-resistant, resists water staining and doesn't support mold or mildew growth<sup>1</sup>
- ASJ Max can resist short durations of water exposure that may occur during construction
- SSL II® Positive Closure System is an advanced double adhesion that fastens and installs with no need for staples or mastic
- Insulation is tailored to fit with:
  - FlexCore technology to compress over copper and some small-bore iron pipes and fittings, saving time by eliminating the need to fillet
  - RigidCore technology for fast and easy fabrication on larger pipes
- Owens Corning® is the only manufacturer to offer metric-sized fiberglass pipe insulation
- The product has a maximum operating temperature of 1,000°F (538°C) (with heat-up schedule)
- The product does not contain Polybromodiphenyl ethers (PBDE) (penta-, octa-, or deca-brominated diphenyl).

1. ASJ Max jacket does not support mold growth as tested in accordance with ASTM C1338.

## Physical Properties

| PROPERTY   | TEST METHOD                      | VALUE                                 |
|--|----------------------------------|---------------------------------------|
| Density (size dependent)                               | ASTM C302                        | 3.5 to 5.5 pcf                        |
| Operating Temperature Range <sup>2</sup>               | ASTM C411                        | 0°F to 1,000°F (-18°C to 538°C)       |
| Water Vapor Sorption                                   | ASTM C1104                       | Less than 5% by weight                |
| Corrosion  | ASTM C665                        | Pass – steel, copper, and aluminum    |
| Corrosion  | ASTM C1617                       | Pass – steel                          |
| Jacket Temperature Limitation                          | ASTM C1136                       | -20°F to 150°F (-29°C to 66°C)        |
| Jacket Permeance                                       | ASTM E96, Proc. A                | 0.01 perm                             |
| Burst Strength, min                                    | ASTM D774/D774M                  | 100 psi                               |
| Composite Surface Burning Characteristics <sup>3</sup> | UL 723, ASTM E84 or CAN/ULC-S201 | Flame Spread 25<br>Smoke Developed 50 |

<sup>2</sup>With heat-up schedule when operating temperatures between 850°F and 1,000°F.

<sup>3</sup>The surface burning characteristics of these products have been determined in accordance with UL 723, ASTM E84 or CAN/ULC-S102. Values are reported to the nearest 5 rating.

---

## Product Applications

- UL Listed and Labeled for use over PVC and other polymer pipes UL Category BSMP
- Used to insulate iron, copper, PVC and other polymer pipes with operating temperatures between 0°F (-18°C) to 1,000°F (538°C) in commercial & institutional buildings, and industrial facilities
- When temperatures are above 650°F (454°C), maximum installed insulation thickness shall be no greater than 6" as a single layer or nested
- Rated per ASTM C547, Type I, Grade A - Pipe insulation can be installed on in-service/hot pipes with an operating temperature up to 850°F (454°C)
- Rated per ASTM C547, Type IV, Grade B – When operating temperatures will be between 850°F (454°C) to a 1,000°F (538°C) a heat-up schedule needs to be followed per the Installation Instructions, Pub No. 10021355
- When installed outdoors, an additional weather-protective jacket is required

---

## Availability

Our Fiberglas™ Pipe Insulation portfolio is available in thicknesses up to 2" with inside diameters of 20 mm up to 315 mm. For product availability, please contact your local Owens Corning Area Sales Manager.

Refer to Pipe Insulation Sizing Manual for more information: Pub. No. 10018078.


---

## Certifications and Sustainable Features

- Certified by SCS Global Services to contain an average of 53% recycled glass content, 31% pre-consumer and 22% post-consumer
- For faced products: GREENGUARD Certified products are certified to GREENGUARD standards for low chemical emissions into indoor air during product usage. For more information, visit [ul.com/gg](http://ul.com/gg)
- Environmental Product Declaration (EPD) has been certified by UL Environment
- Material Health Certificate from Cradle to Cradle Products Innovation Institute



# FOAMULAR® XPS PIPE INSULATION



FOAMULAR® Extruded Polystyrene (XPS) Fabrication Billets are manufactured from rigid sheets of foam made using Owens Corning's Hydrovac® process technology. The unique closed-cell structure of FOAMULAR® XPS insulation makes it highly resistant to moisture, and thus low in water absorption but high in insulating capability.

FOAMULAR® XPS Fabrication Billets are factory laminated using a specially formulated polyurethane-based adhesive under strict process controls to ensure performance.

The primary function of the FOAMULAR® XPS Fabrication Billet product is to provide raw stock to commercial pipe fabricators from which individual pipe insulation parts can be cut.

## PRODUCT FEATURES

- Compressive strength of 25 psi
- Exceptional thermal efficiency
- Long service life
- Reduced overall installation costs
- Manufactured in the U.S.A.
- Available in several sizes:
  - Thickness: 8", 16", 20", 24"
  - Width: 24", 48"
  - Length: 37" to 120"
  - Standard Stock: 24" x 48" x 74"

### Physical Properties

| PROPERTY   | TEST METHOD <sup>1</sup> | VALUE   |
|--|--------------------------|---|
| Thermal Conductivity <sup>2,3</sup> , maximum, Btu•in/ft <sup>2</sup> •hr•°F<br>180 days @ 75°F mean temperature | ASTM C518                | 0.200<br>(0.029)                                    |
| Compressive Strength <sup>2,4</sup> , minimum, psi (kPa)   | ASTM D1621               | 25 (173)  |
| Water Absorption <sup>2,5</sup> , maximum, % by volume   | ASTM C272                | .15   |
| Water Vapor Permeance <sup>2,6</sup> , maximum, perm (ng/Pa•s•m <sup>2</sup> )                                   | ASTM E96                 | 1.1   |
| Dimensional Stability <sup>2</sup> , % linear change   | ASTM D2126               | 2.0   |
| Flame Spread <sup>2,7,8</sup>  | ASTM E84                 | 10  |
| Smoke Developed <sup>2,7,8</sup>   | ASTM E84                 | 175   |
| Service Temperature, maximum, °F (°C)  |                          | -320 to 165<br>(-196 to 74)                         |
| Linear Coefficient of Thermal Expansion <sup>2</sup> , in/in•°F  | ASTM E228                | 3.5 x 10 <sup>-5</sup><br>(6.3 x 10 <sup>-5</sup> ) |

1. Sample modified as required to meet applicable test method.

2. XPS foam core values meet ASTM C578 TYPE IV.

3. k means the apparent thermal conductivity. The lower the value, the greater the insulation power.

4. Values at yield or 10% deflection, whichever occurs first.

5. Data ranges from 0.00 to value shown due to the level of precision of the test method.

6. Water vapor permeance decreases as thickness increases.

7. These laboratory tests are not intended to describe the hazard presented by this material under actual fire conditions.

8. Fire performance of FOAMULAR® 4" thick product only. Thicker products may have different fire performance characteristics. Due to limits on the equipment used to test per ASTM E84, Owens Corning® FOAMULAR® XPS Fabrication Billets have not been tested.

---

## Product Applications

- High Humidity and High Moisture Conditions
- Industrial Pipe Insulation (Non-plenum) Typical Uses
  - Ammonia/liquid refrigeration lines
  - Chilled water piping
  - Cold storage systems
  - Freezer rooms
  - Pharmaceutical plants
  - Refrigeration equipment
  - Transport pipelines
  - Direct burial applications
  - Saddle supports in fiberglass pipe insulation systems
- Low temperature or cryogenic piping systems (limited to -320° F) containing:
  - Nitrogen
  - Oxygen
  - Argon
  - Krypton
  - Xenon

NOTE: Temperatures below -297° F can result in oxygen rich environments. Special design considerations should be taken in these temperature ranges.

---

## Availability

Our FOAMULAR XPS Pipe Insulation portfolio is available in the following size configurations

- Thickness: 8", 16", 20", 24"
- Width: 24", 48"
- Length: 37" to 120"
- Standard Stock: 24" x 48" x 74"

For product availability, please contact your local Owens Corning Area Sales Manager.

---


## Certifications and Sustainable Features<sup>9</sup>

- Certified by SCS Global Services to contain a minimum of 20% recycled content pre-consumer
- GREENGUARD Certified products are certified to GREENGUARD standards for low chemical emissions into indoor air during product usage. For more information, visit [ul.com/gg](http://ul.com/gg)
- Environmental Product Declaration (EPD) has been certified by UL Environment
- Utilizing FOAMULAR® XPS insulation can help builders achieve green building certifications including the U.S. Green Building Council's Leadership in Energy and Environmental Design (LEED®) certification
- Health Product Declaration® (HPD)

9. The above certifications apply only to pre-laminated FOAMULAR® Extruded Polystyrene (XPS) Boards that make up Fabrication Billets.



# FIBERGLAS™ 700 SERIES BOARD TYPE 703 AND 705



Types 703 and 705 Series Insulation Boards are made of inorganic glass fibers with a thermosetting resin binder and formed into semi-rigid or rigid rectangular boards.

Types 703 and 705 are available with factory-applied FRK or poly encapsulated ASJ Max facings. Both facings are vapor retarders and provide a neat, finished appearance in mechanical applications.

## PRODUCT FEATURES

- Save and reduce heat transfer, lowering operating costs
- ASJ Max is an all-service-jacket with a polymer film exterior surface that is smooth, durable, cleanable, wrinkle-resistant, resists water staining and doesn't support mold or mildew growth<sup>1</sup>
- The ASJ Max facing can resist short durations of liquid water exposure that can occur during construction
- Resists damage and maintains structural integrity and efficiency
- Efficiently reduces sound transmission
- 703 and 705 are lightweight, resilient, easy to handle and fabricate on the job site

1. ASJ Max jacket does not support mold growth when tested in accordance with ASTM C1338.

### Physical Properties

| PROPERTY  | TEST METHOD                     | VALUE  |   |
|---|---------------------------------|--|---|
| Density   | ASTM C303                       | Type 703: 3.0 pcf (48 kg/m <sup>3</sup> )<br>Type 705: 6.0 pcf (96 kg/m <sup>3</sup> ) |   |
| Equipment Operating Temperature Limitation <sup>2</sup> | ASTM C411                       | 0 to 450°F (-18 to 232°C)  |   |
| Insulation Jacket Temperature Limitation                | ASTM C1136                      | -20 to 150°F (-29 to 66°C)   |   |
| Jacket Permeance  | ASTM E96, Proc. A               | 0.02 perm  |   |
| Jacket Burst Strength                                   | ASTM D774                       | ASJ Max: 100 psi   |   |
| Compressive Strength (minimum)                          | ASTM C165                       | 703 Board  | 705 Board   |
| at 10% deformation                                      |                                 | 25 lb/ft <sup>2</sup> (1197 Pa)  | 200 lb/ft <sup>2</sup> (9576 Pa)                              |
| at 25% deformation                                      |                                 | 90 lb/ft <sup>2</sup> (4309 Pa)  | –   |
| Water Vapor Sorption                                    | ASTM C1104                      | <2% by weight at 120°F (49°C), 95% R.H.  |   |
| Surface Burning Characteristics <sup>3</sup>            | UL 723 ASTM E84 or CAN/ULC S102 | FACED:<br>Flame Spread Index: 25<br>Smoke Developed Index: 50                          | UNFACED:<br>Flame Spread Index: 5<br>Smoke Developed Index: 5 |

2. Maximum thickness at 450°F (232°C) - 703 and 705: 4" (102mm).

3. The surface burning characteristics of these products have been determined in accordance with UL 723, ASTM E84 or CAN/ULC-S102. Values are reported to the nearest 5 rating.

---

## Product Applications

- Type 703—Semi-rigid boards for use on mechanical equipment and air conditioning ductwork, and walls and ceilings
- Type 705—A high strength rigid board for use on chillers, other mechanical equipment, walls and ceilings, and heating and air conditioning ductwork, where high abuse resistance and good finished appearance is important

---

## Availability

Type 703 and 705 Insulations are available in<sup>1</sup>:

- Width Dimensions: 45" - 49" (1,143.0mm - 1,244.6mm)
- Length Dimensions: 24" - 121" (609.6mm - 3,073.4mm)
- Thickness:
  - 703: 3/4" - 4" (19.05mm - 101.6mm)
  - 705: 1/2" - 2 1/2" (12.7mm - 63.5mm)

For product availability, please contact your local Owens Corning Area Sales Manager.

1. Minimum order requirements and lead-times contingent upon size. Contact your local Area Sales Manager for details.

---

## Certifications and Sustainable Features

- Certified by SCS Global Services to contain an average of 53% recycled glass content, 31% pre-consumer and 22% post-consumer
- Environmental Product Declaration (EPD) has been certified by UL Environment
- Health Product Declaration<sup>®</sup> (HPD)



# FIBERGLAS™ 700 SERIES BOARD TYPE 706 AND 707



Type 706 and Type 707 Series Acoustic Boards are made of inorganic glass fibers with a thermosetting resin binder and formed into rigid rectangular boards.

Both Type 706 and Type 707 come with a smooth surface to accommodate fabrics or surface coating for acoustical wall panels and specialized ceiling applications.

## PRODUCT FEATURES

- Resists damage and maintains structural integrity and efficiency
- Mold Resistant per ASTM C1338
- Efficiently reduces sound transmission
- 706 and 707 are lightweight, resilient, easy to handle and fabricate

### Physical Properties

| PROPERTY                                     | TEST METHOD                        | VALUE   |
|--|------------------------------------|---|
| Nominal Density                              | ASTM C303                          | Type 706: 6.0 pcf (96 kg/m <sup>3</sup> )<br>Type 707: 7.0 pcf (112 kg/m <sup>3</sup> ) |
| Temperature Limitation <sup>1</sup>          | ASTM C411                          | 0 to 450°F (-18 to 232°C)   |
| Water Vapor Sorption                         | ASTM C1104                         | <2% by weight at 120°F (49°C),<br>95% R.H.  |
| Surface Burning Characteristics <sup>2</sup> | UL 723 ASTM E84 or<br>CAN/ULC S102 | Flame Spread Index 10<br>Smoke Developed Index 10                                       |

1. Maximum thickness at 450°F (232°C) - 706 and 707: 4" (102mm).

2. The surface burning characteristics of these products have been determined in accordance with UL 723, ASTM E84 or CAN/ULC-S102. Values are reported to the nearest 5 rating.



## Availability

Type 706SS and 707SS ("SS" - Smooth Surface)

Insulations are available in<sup>1</sup>:

- Width Dimensions: 45" - 49" (1,143.0mm - 1,244.6mm)
- Length Dimensions: 48" - 121" (1,219.2mm - 3,073.4mm)
- Thickness:
  - 706SS: 1" - 2 1/2" (25.4mm - 63.5mm)
  - 707SS: 1" - 3" (25.4mm - 76.2mm)

For product availability, please contact your local Owens Corning Area Sales Manager.

Note: Type 706 and 707 plain non-smooth surface insulation<sup>1</sup> can be provided in same widths and thicknesses as above with length dimensions of 24" - 121" (609.6mm - 3,073.4mm).

1. Minimum order requirements and lead-times contingent upon size. Contact your local Area Sales Manager for details.

## Certifications and Sustainable Features

- Certified by SCS Global Services to contain an average of 53% recycled glass content, 31% pre-consumer and 22% post-consumer
- Environmental Product Declaration (EPD) has been certified by UL Environment
- Health Product Declaration<sup>®</sup> (HPD)



# FIBERGLAS™ INSUL-QUICK



Fiberglas™ Insul-Quick® Insulation is a lightweight insulation composed of glass fibers bonded together in a semi-rigid, boardlike form with a special high temperature binder.

## PRODUCT FEATURES

- Thermal efficiency helps conserve energy and lower costly heat loss
- Easy to handle and install, even when large size boards are used and won't crumble or break during installation
- Resists tearing and pulling apart, which contributes to excellent long-term installed thermal performance
- Boards in sizes to 4' by 8' (1.2m x 2.4m) help reduce the number of joints, speeding installation and eliminating potential sources of heat leakage

### Physical Properties

| PROPERTY   | TEST METHOD                      | VALUE  |
|--|----------------------------------|--|
| Hot Surface Performance  | ASTM C411                        | Up to 850°F (454°C)<br>Maximum thickness 6" (152 mm)<br>Up to 650°F (343°C)<br>Maximum thickness 8" (203 mm) |
| Compressive Strength<br>at 10% Deformation<br>at 20% Deformation | ASTM C165                        | 90 lb/ft <sup>2</sup> (4309 Pa)<br>130 lb/ft <sup>2</sup> (6225 Pa)  |
| Nominal Density  | ASTM C303                        | 3.0 pcf (48 kg/m <sup>3</sup> )  |
| Water Vapor Sorption   | ASTM C1104                       | < 2.0% by weight, at 120°F (49°C), 95% R.H.  |
| Surface Burning Characteristics <sup>1</sup>                     | UL 723, ASTM E84 or CAN/ULC-S102 | Flame Spread < 25<br>Smoke Developed < 50  |

1. The surface burning characteristics of these products have been determined in accordance with UL 723, ASTM E84, or CAN/ULC-S102. Values are reported to the nearest 5 rating.

## Product Applications

- Fiberglas™ Insul-Quick® Insulation is designed for use on power and process boilers, breechings, ducts, precipitators, chimney liners and other heated equipment operating at temperatures up to 850°F (454°C). It is used in applications where an outside facing of metal or metal mesh with a finishing cement is required. It can also be used as insulation in a metal panel system.
- Fiberglas™ Insul-Quick® Insulation is used in panel systems. It is secured to the panel using pins and clips with metal mesh. Panels can be erected flush to heated surfaces or away from them and secured to buckstays or breeching and ductwork angle iron stiffeners.
- Fiberglas™ Insul-Quick® Insulation can be installed directly to hot, flat or curved surfaces. It can be attached using welded pins or studs and finished with sheet metal; or using metal mesh and insulating cement, then canvassed and painted. Pins with speed washers or studs and nuts should be installed on 12" (300mm) x 18" (450mm) (approx.) centers and the insulation impaled over them. The sheet metal or metal mesh is secured to the same fasteners. Joints of the sheet metal are offset from joints of the insulation.
- For temperatures over 400°F (204°C), good practice suggests double layer application, regardless of insulation type. Single layer installation requires good workmanship to minimize heat loss and hot spots at insulation joints.
- Fiberglas™ Insul-Quick® Insulation may be installed in either single or multiple layers up to a maximum of 6" (152mm) at all temperatures up to 850°F (454°C), or to a maximum of 8" (203mm) at temperatures not over 650°F (343°C).

## Availability

| SIZES, in. (m) |               | THICKNESS, in. (mm)                                    |
|----------------|---------------|--|
| 24" x 48"      | (0.6m x 1.2m) | 1" (25mm) through 4" (102mm) in 1/2" (13mm) increments |
| 36" x 48"      | (0.9m x 1.2m) |  |

Select additional sizes available

For product availability, please contact your local Owens Corning Area Sales Manager.

## Certifications and Sustainable Features

- Certified by SCS Global Services to contain an average of 53% recycled glass content, 31% pre-consumer and 22% post-consumer



# FIBERGLAS™ THERMAL INSULATING WOOL (TIW) – TYPES I-HP & II-HP



Fiberglas™ Thermal Insulating Wool (TIW) Types I-HP and II-HP Insulations are off-white, noncombustible wool with resilient, inorganic glass fibers bonded with a thermosetting resin. TIW Type I-HP Insulation is available in rolls; TIW Type II-HP Insulation comes in batts.

## PRODUCT FEATURES

- Excellent thermal performance contributes to lower fuel costs due to reduced heat loss
- Easy to handle and install
- The insulation is easily impaled over welded studs or pins, or may be held in place with wire ties, metal lath or lagging.
- There is no tendency for pin-hole elongation under vibration situations, a frequent source of heat leaks in heavy products
- Large batts or blankets cover greater areas quickly, eliminating tedious block-by-block hand layup and drilling for studs in hard insulations
- Can be used in direct contact with steel, copper and aluminum without corrosive effects

### Physical Properties

| PROPERTY   | TEST METHOD                      | VALUE   |
|--|----------------------------------|---|
| Equipment Operating Temperature Range <sup>1</sup>     | ASTM C411                        | Up to 1,000°F (538°C)   |
| Density  | ASTM C167                        | Type I-HP = 1.0 pcf (16 kg/m <sup>3</sup> )<br>Type II-HP = 2.5 pcf (40 kg/m <sup>3</sup> ) |
| Water Vapor Sorption                                   | ASTM C1104                       | < 5.0% by weight at 120°F (49°C), 95% R.H.  |
| Composite Surface Burning Characteristics <sup>2</sup> | UL 723, ASTM E84 or CAN/ULC-S102 | Flame Spread 25<br>Smoke Developed 50   |

1. Maximum allowable thickness at 1,000°F (538°C): Type I-HP - 8.5" (216mm); Type II-HP - 6" (152mm).

2. The surface burning characteristics of these products have been determined in accordance with UL 723, ASTM E84 or CAN/ULC-S102. Values are reported to the nearest 5 rating.

## Product Applications

- Fiberglas™ TIW Type I-HP Insulation is used in applications up to 1,000°F (538°C) at maximum recommended thickness requiring a lightweight insulation, such as that used in panel systems, flexible wrap, industrial ovens or surfaces having irregularities. Its low compressive strength does not make it suitable for use as a base wool for metal mesh blankets
- Fiberglas™ TIW Type II-HP Insulation is especially suitable for use in metal mesh blankets and for use on boilers, vessels and many other types of industrial equipment operating at temperatures up to 1,000°F (538°C) at maximum recommended thickness. It may also be used in panel systems for precipitators, ducts and breechings where more compressive resistance than Fiberglas™ TIW Type I-HP Insulation is needed

## Availability

### TIW, TYPE I-HP (ROLLS)

| SIZES |       | THICKNESS |       | LENGTH |        | NO. OF LAYERS |
|-------|-------|-----------|-------|--------|--------|---------------|
| IN.   | (MM)  | IN.       | (MM)  | FT.    | (M)    |               |
| 24    | (0.6) | 1.0       | (25)  | 87     | (26.5) | 2 Layers      |
| 36    | (0.9) | 1.5       | (38)  | 58     | (26.5) | 2 Layers      |
| 48    | (1.2) | 2.0       | (51)  | 87     | (26.5) | 1 Layers      |
|       |       | 3.0       | (76)  | 58     | (17.7) | 1 Layers      |
|       |       | 4.0       | (102) | 44     | (13.4) | 1 Layers      |

### TIW, TYPE II-HP (BATTS)

| THICKNESS, in. (mm) | WIDTH, in. (m) x LENGTH, in. (m) |
|---------------------|----------------------------------|
| 1 (25) - 4 (102)    | 24 x 48 (0.6 x 1.2)              |
| 1/2 (13) increments | 36 x 48 (0.9 x 1.2)              |

For product availability, please contact your local Owens Corning Area Sales Manager.

## Certifications and Sustainable Features

- Certified by SCS Global Services to contain an average of 53% recycled glass content, 31% pre-consumer and 22% post-consumer



# FIBERGLAS™ PIPE AND TANK



Fiberglas™ Pipe and Tank Insulation is made of semi-rigid fibrous glass board material, factory-jacketed with an FRK or ASJ Max jacket. The insulation is adhered with the end grain perpendicular to the jacket. This provides a flexible product that is easily wrapped around pipes, tanks or irregularly shaped objects, while providing good rigidity and abuse resistance.

## PRODUCT FEATURES

- ASJ Max is an all-service-jacket with a polymer film exterior surface that is smooth, durable, cleanable, wrinkle-resistant, resists water staining and doesn't support mold or mildew growth<sup>1</sup>
- ASJ Max can resist short durations of water exposure that may occur during construction
- ASJ Max vapor retarder jacket matched the ASJ Max jacket of Fiberglas™ Pipe Insulation for uniformly finished appearance in mechanical rooms
- High compressive strength with a vertical fiber orientation makes this one of the strongest, most abuse-resistant Fiberglas™ Pipe Insulation products available
- Fits all pipes and equipment of 10" NPS (250mm DN) and larger, eliminating the need to stock as many as 60 different pipe insulation thickness and diameter variations

1. ASJ Max jacket does not support mold growth when tested in accordance with ASTM C1338.

## Physical Properties

| PROPERTY   | TEST METHOD       | VALUE                                    |
|--|-------------------|--|
| Pipe or equipment operating temperature range <sup>2</sup> | ASTM C411         | 0 to 650°F (-18°C to 343°C)              |
| Insulation jacket temperature limitation                   | ASTM C1136        | -20°F to 150°F (-29°C to 66°C)           |
| Jacket Permeance   | ASTM E96, Proc. A | 0.02 perm                                |
| Burst Strength, min.                                       | ASTM D774/D774M   | 100 psi                                  |
| Compressive Strength at 10% Deformation                    | ASTM C165         | 125 lb/ft <sup>2</sup> (5985 Pa) minimum |
| Composite Surface Burning Characteristics <sup>3</sup>     | ASTM E84          | Flame Spread 25<br>Smoke Developed 50    |

2. Limited to single layer application.

3. The surface burning characteristics of these products have been determined in accordance with ASTM E84. Values are reported to the nearest 5 rating.

## Product Applications

- Apply to pipes and tanks 10" NPS (250mm DN) and larger
- Fiberglas™ Pipe and Tank Insulation can also be used to insulate pipe flanges, valves, groups of parallel pipes, pipes with heat tracing lines and more
- It may be applied over existing insulation to increase thickness and satisfy demands for increased energy conservation in already-operating systems

## Availability

| THICKNESS |       | RECOMMENDED PIPE SIZE | ROLL LENGTH |        |
|-----------|-------|-----------------------|-------------|--------|
| IN.       | (MM)  | NPS IN. (DN, MM)      | FT.         | (M)    |
| 1         | (25)  | 10 (250) & Up         | 42          | (12.8) |
| 1½        | (38)  | 10 (250) & Up         | 27          | (8.2)  |
| 2         | (51)  | 10 (250) & Up         | 20          | (6.1)  |
| 2½        | (64)  | 14 (350) & Up         | 26          | (7.9)  |
| 3         | (76)  | 17 (425) & Up         | 21          | (6.4)  |
| 3½        | (89)  | 20 (500) & Up         | 18          | (5.5)  |
| 4         | (102) | 23 (575) & Up         | 16          | (4.9)  |


For product availability, please contact your local Owens Corning Area Sales Manager.

## Certifications and Sustainable Features

- Certified by SCS Global Services to contain an average of 53% recycled glass content, 31% pre-consumer and 22% post-consumer



# FIBERGLAS™ FLEXWRAP®



Fiberglas™ FLEXWRAP® is a flexible insulation product made from fiberglass blanket bonded together with a thermosetting resin. The fibers are oriented to provide good compressive strength while providing flexibility during installation. FLEXWRAP® insulation is suitable for operating temperatures up to 850°F (454°C). Available in ASJ or FRK facings.

## PRODUCT FEATURES

- A cost effective alternative to larger sized pre-formed pipe insulation
- Fits all pipes and equipment of 10" NPS and larger which reduces inventory requirement caused by multiple diameter requirements
- The continuous blanket of material easily wraps tanks, pipes, and irregular shaped objects without the efficiency losses related to strip delamination of fabricated and segmented wrap
- Low thermal conductivity compared to segmented products which means less thickness is required for equivalent heat flow

### Physical Properties

| PROPERTY                                     | TEST METHOD | VALUE                                   |
|--|-------------|---|
| Max Use Temperature                          | ASTM C411   | 850°F (454°C)                           |
| Density                                      | ASTM C303   | 2.5 pcf (40 kg/m <sup>3</sup> )         |
| Compressive Resistance                       | ASTM C165   | 25 psf (1200 Pa)                        |
| Corrosiveness                                | ASTM C665   | Meets requirements                      |
| Fungi Resistance                             | ASTM C1338  | Meets requirements                      |
| Facing Temperature Limit                     | ASTM C1136  | 150°F (66°C)                            |
| Water Vapor Permeance (Facing)               | ASTM E96    | 0.02 perm                               |
| Surface Burning Characteristics <sup>1</sup> | ASTM E84    | Flame Spread: 25<br>Smoke Developed: 50 |

1. The surface burning characteristics of these products have been determined in accordance with ASTM E84. Values are reported to the nearest 5 rating.



## Product Applications

- Fiberglas™ FLEXWRAP® insulation is used to insulate either hot or cold surfaces of pipes, tanks, storage vessels, ducts, and similar round or irregular shaped surfaces
- All joints and facing penetrations must be sealed with appropriate pressure sensitive tape or vapor retarder mastic when the application requires a vapor seal
- The product is intended for indoor use and should be weather protected for use outdoors

## Availability

| THICKNESS |      | WIDTH |         | LENGTH |        | MINIMUM WRAP   |       |
|-----------|------|-------|---------|--------|--------|----------------|-------|
| IN.       | (MM) | IN.   | (MM)    | FT.    | (M)    | DIAMETER (NPS) |       |
| 1.5"      | (38) | 48"   | (1,219) | 30'    | (9.14) | 8"             | (203) |
| 2"        | (51) | 48"   | (1,219) | 26'    | (7.92) | 10"            | (254) |
| 2.5"      | (64) | 48"   | (1,219) | 20'    | (6.10) | 12"            | (305) |
| 3"        | (76) | 48"   | (1,219) | 18'    | (5.48) | 16"            | (406) |

Note: FLEXWRAP® is available in rolls 48in. width and thickness from 1½" to 3". Standard roll lengths are given in the table above.

For product availability, please contact your local Owens Corning Area Sales Manager.

# FIBERGLAS™ ULTICORE®



Owens Corning® Fiberglas™ UtiliCore® Insulation products are flexible white blankets designed for high temperature commercial and industrial applications. The pliable, lightweight insulation offers outstanding thermal performance, making it an excellent choice as core insulation for removable and reusable industrial pipe covers, and other industrial pads and blankets.

## PRODUCT FEATURES

- L Series products are low-binder blankets, while the HP5 II Mat is a needled blanket with no binder
- User friendly fibers result in less itch and irritation for installers
- HP5 II Mat can be used in applications up to 1100°F, L Series, up to 1000°F
- Flexible, lightweight material that makes it easy to install and wrap around curved surfaces
- Stitches can be sewn directly through material
- Low water absorption
- Lightweight insulation provides for easy cutting both in shop and in the field

### Physical Properties

| PROPERTY   | TEST METHOD                        | VALUE  |
|--|------------------------------------|--|
| Operating Temperature Range                            | ASTM C411                          | L Series: up to 1000°F (538°C)<br>HP5 II Mat: up to 1100°F (593°C) |
| Corrosion Resistance                                   | ASTM C665                          | Meets requirements   |
| Fungi Resistance                                       | ASTM C1338                         | Meets requirements   |
| Odor   | ASTM C1304                         | No objectionable odor  |
| Moisture Sorption                                      | ASTM C1104                         | < 3% by weight   |
| Composite Surface Burning Characteristics <sup>1</sup> | ASTM E84, UL 723, and CAN/ULC-S102 | Flame Spread < 25<br>Smoke Developed < 50                          |

1. The surface burning characteristics of these products have been determined in accordance with ASTM E84, UL 723, and CAN/ULC-S102. Values are reported to the nearest 5 rating.

---

## Product Applications

Fiberglas™ UtiliCore® Insulation products offer outstanding dimensional stability allowing ease of handling in fabrication, assembly and installation of removable and reusable industrial pipe covers.

Fiberglas™ UtiliCore® Insulation is used in:

- Industrial Piping System Insulation Covers
- Valve Insulation Covers
- Flange Insulation Covers
- Exchanger Insulation Covers
- Filter Insulation Covers
- Flow Meter Insulation Covers
- Strainer Insulation Covers

---

## Availability

Our Fiberglas™ UtiliCore® L Series Insulation is available in 1" and 2" thicknesses. Our Fiberglas™ UtiliCore® HP5 II Mat Insulation is available in 1" thickness. Other thicknesses may be available upon request.

For product availability, please contact your local Owens Corning Area Sales Manager.

---

## Certifications and Sustainable Features

- Certified by SCS Global Services to contain an average of 53% recycled glass content, 31% pre-consumer and 22% post-consumer
- GREENGUARD Certified products are certified to GREENGUARD standards for low chemical emissions into indoor air during product usage. For more information, visit [ul.com/gg](http://ul.com/gg)



# SOFTR® DUCT WRAP FRK



SOFTR® Duct Wrap is a blanket of glass fiber insulation factory-laminated to FRK vapor retarder facing. A 2" (50mm) stapling and taping flange is provided on one edge. This product is designed to meet existing performance standards such as NFPA 90A and 90B and other mechanical and energy codes. SOFTR® Duct Wrap FRK flexible design makes it easy and fast to install, helps prevent duct condensation, and increases building occupants thermal comfort.

## PRODUCT FEATURES

- Condensation control
- Enhanced comfort control
- Easy to clean surface
- Flexible and easy to install

### Physical Properties

| PROPERTY   | TEST METHOD | VALUE                                   |                 |                 |
|--|-------------|---|-----------------|-----------------|
| Operating Temperature  | ASTM C411   | Up to 250°F (121°C)                     |                 |                 |
| Insulation Jacket Temperature Limit  | ASTM C1136  | Up to 150°F (66°C)                      |                 |                 |
| Jacket Puncture Resistance   | ASTM C1136  | 25 units (0.7 joules)                   |                 |                 |
| Water Vapor Permeance  | ASTM E96    | 0.02 perms                              |                 |                 |
| Water Vapor Sorption   | ASTM C1104  | <3% by weight at 120°F (49°C), 95% R.H. |                 |                 |
| Fungi Resistance   | ASTM C1338  | Meets requirements                      |                 |                 |
| Thermal Conductivity   |             | Type 75                                 | Type 100        | Type 150        |
| Out-of-Package k-Value<br>k Btu • in/hr • ft <sup>2</sup> • °F<br>(λ at 24°C Mean, W/m • °C)         | ASTM C518   | 0.30<br>(0.043)                         | 0.27<br>(0.039) | 0.25<br>(0.036) |
| Installed (Compressed) k-Value<br>k Btu • in/hr • ft <sup>2</sup> • °F<br>(λ at 24°C Mean, W/m • °C) |             | 0.27<br>(0.039)                         | 0.25<br>(0.036) | 0.23<br>(0.033) |
| Surface Burning Characteristics <sup>1</sup>   | ASTM E84    | Flame Spread 25<br>Smoke Developed 50   |                 |                 |

1. The surface burning characteristics of these products have been determined in accordance with ASTM E84. Values are reported to the nearest 5 rating.

## Product Applications

- SOFTR® Duct Wrap FRK is used for external insulation of commercial and residential heating, air conditioning and dual-temperature ducts operating at temperatures from 40°F (4°C) to 250°F (121°C).
- This insulation, when applied in accordance with installation instructions (Pub. 10021577), will provide the “installed R-value” as published for the product and printed on the facing, assuring specified in-place thermal performance and condensation control

## Availability

| NOMINAL THICKNESS                           |      | OUT-OF-PACKAGE R (RSI) VALUE <sup>2</sup> |        | INSTALLED THICKNESS <sup>3</sup> |      | INSTALLED R (RSI) VALUE <sup>2,3</sup> |        |
|---|------|---|--------|----------------------------------|------|--|--------|
| IN.   | MM   |   |        | IN.                              | MM   |  |        |
| Type 75 - 0.75 pcf (12 kg/m <sup>3</sup> )  |      |   |        |                                  |      |  |        |
| 1½  | (38) | 5.1                                       | (0.90) | 1⅛                               | (29) | 4.2                                    | (0.74) |
| 2.0   | (56) | 6.8                                       | (1.17) | 1½                               | (38) | 5.6                                    | (0.98) |
| 2.2   | (56) | 7.4                                       | (1.30) | 1⅝                               | (42) | 6.0                                    | (1.06) |
| 3   | (76) | 10.0                                      | (1.76) | 2¼                               | (57) | 8.3                                    | (1.46) |
| Type 100 – 1.00 pcf (16 kg/m <sup>3</sup> ) |      |   |        |                                  |      |  |        |
| 1½  | (38) | 5.6                                       | (0.99) | 1⅛                               | (29) | 4.5                                    | (0.79) |
| 2   | (51) | 7.4                                       | (1.30) | 1½                               | (38) | 6.0                                    | (1.06) |
| Type 150 – 1.50 pcf (24 kg/m <sup>3</sup> ) |      |   |        |                                  |      |  |        |
| 1½  | (38) | 6.0                                       | (1.06) | 1⅛                               | (29) | 4.8                                    | (0.85) |
| 2   | (51) | 8.0                                       | (1.41) | 1½                               | (38) | 6.4                                    | (1.13) |

2. hr • ft<sup>2</sup> • °F/Btu (m<sup>2</sup> • °C/W) at 75°F (24°C) mean temperature.

3. Assumes 25% compression of insulation.

For product availability, please contact your local Owens Corning Area Sales Manager.

## Certifications and Sustainable Features

- Certified by SCS Global Services to contain an average of 53% recycled glass content, 31% pre-consumer and 22% post-consumer
- GREENGUARD Certified products are certified to GREENGUARD standards for low chemical emissions into indoor air during product usage. For more information, visit [ul.com/gg](http://ul.com/gg)
- Environmental Product Declaration (EPD) has been certified by UL Environment\*
- Health Product Declaration® (HPD)



## THERMAFIBER® PRO SECTION WR



Owens Corning® Thermafiber® Pro Section WR, made with Paroc® technology, is a water repellent mineral wool pipe insulation engineered to meet the toughest industrial specifications and conditions. It is capable of withstanding high temperatures, conserving energy, and reducing noise. Thermafiber® Pro Section WR is designed for use on high temperatures pipework in process industries and fire resistant applications.

### PRODUCT FEATURES

- Water repellent
- 4 ft. lengths, saving time for longer runs
- Easy to fabricate and install
- Superior durability and workability
- Hinged up to and including 7" nominal pipe size
- Available in cartons or double-stacked on pallets

### Physical Properties

| PROPERTY   | TEST METHOD           | VALUE  |
|--|-----------------------|--|
| Nominal Density  | ASTM C302             | 8.0 pcf  |
| Maximum Use Temperature  | ASTM C411 & ASTM C447 | 1200°F (649°C)                                       |
| Liner Shrinkage  | ASTM C356             | < 1.3% at 1200°F (649°C)<br>(649°C)                  |
| Shot Content   | ASTM C1335            | < 14%  |
| Water Vapor Sorption   | ASTM C1104            | < 1.0% by weight                                     |
| Water Absorption   | EN 13472              | ≤ 0.04 lb/ft <sup>2</sup> (≤ 0.2 kg/m <sup>2</sup> ) |
| Surface Burning Characteristics  | ASTM E84              | Flame Spread = 0<br>Smoke Developed ≤ 10             |
| Combustibility / Reaction to Fire  | ISO 1182              | Non-combustible                                      |
| CORROSION RESISTANCE   | TEST METHOD           | VALUE  |
| Stress Corrosion Evaluation on external stress corrosion cracking tendency of austenitic stainless steel | ASTM C795 & ASTM 692  | Pass   |
| Chemical Analysis for Cl <sup>-</sup> , F <sup>-</sup> , Na <sup>+</sup> , SiO <sub>3</sub>              | ASTM C795 & ASTM 871  | Results fall within acceptability limits             |
| Trace quantity of water leachable chloride ions  | EN 13468              | ≤ 10 ppm   |
| Corrosion  | ASTM C665             | Pass - Steel   |

---

**Product Applications**

- High temperature pipework
- Acoustical applications

---

**Availability**

Our Industrial Mineral Wool Pipe Insulation portfolio is available in thicknesses up to 4" with inside diameters of up to 30". For product availability, please contact your local Owens Corning Area Sales Manager.

NOTE: The listed product properties reflect only to ASTM standards. For an extended list of approvals and product certifications (including noise reduction data), please contact your Owens Corning dealer at 1-800-GET-PINK®.

## THERMAFIBER® INDUSTRIAL BOARD



Thermafiber® Industrial Board is an economical, rigid, mineral fiber board insulation that offers excellent thermal and acoustical performance in both hot and cold applications. It conserves energy, maintains process temperatures, provides personnel protection, prevents condensation, and reduces noise emission and transmission. It is available in nominal densities from 4 to 15 lb./cu. ft and is suitable for temperatures up to 1200°F (650°C). On initial start-up only, heat rise should not exceed 15°F per minute to allow binder to dissipate without excessive temperature rise. Thermal conductivity is not affected.

### PRODUCT FEATURES

- Used in continuous service up to 1200°F (650°C)
- Easily fabricated and installed
- Non-combustible
- Excellent thermal performance and resiliency
- Dimensionally stable at elevated temperatures
- Non-corrosive
- Minimum 70% recycled content<sup>1</sup>

#### Physical Properties

| PROPERTY           | TEST METHOD            | VALUE   |
|--------------------|------------------------|---|
| Non-combustibility | ASTM E136              | Pass – Non-Combustible as defined per NFPA Standard 220 |
| Linear Shrinkage   | ASTM C356              | <2% @ 1200°F (650°C)                                    |
| Stress Corrosion   | ASTM C795 per NRC 1.36 | Passes  |
| Stress Corrosion   | MIL-DTL-24244          | Passes  |
| Fungi Resistance   | ASTM C1338             | Pass – no growth  |



---

## Product Applications

- Ovens
- Boilers
- Furnaces
- OEM
- Pipe and tank fabricators

---

## Availability

Thermafiber® Industrial Board Insulation is available in:

- Width Dimension: 24" - 48" (609.6mm - 1,219.2mm)
- Length Dimension: 48" - 60" (1,219.2mm - 1,524mm)
- Thickness: 1" - 10" (25.4mm - 254mm)

For product availability, please contact your local Owens Corning Area Sales Manager.

---

## Certifications and Sustainable Features

- <sup>1</sup>Certified by ICC-ES to contain a minimum of 70% recycled content.
- Environmental Product Declaration (EPD) has been certified by UL Environment. For more information visit [ul.com/epd](http://ul.com/epd).
- Material Health Certificate for unfaced products from Cradle to Cradle Products Innovation Institute. For more information visit [c2ccertified.org](http://c2ccertified.org).



# THERMAFIBER® INDUSTRIAL FABRICATION BOARD



Thermafiber® Industrial Fabrication Board is an economical, rigid, mineral fiber board insulation used for fabrication of v-groove, fittings, and precision cut pipe. Thermafiber® Industrial Fabrication Board offers excellent thermal and acoustical performance in both hot and cold applications. It conserves energy, maintains process temperatures, provides personnel protection, prevents condensation, and reduces noise emission and transmission. It is available in an actual density of 6.5 lb./cu. ft. and is suitable for temperatures up to 1200°F (650°C).

## PRODUCT FEATURES

- Used in continuous service up to 1200°F (650°C)
- Easily fabricated
- Non-combustible
- Excellent thermal performance and resiliency
- Dimensionally stable at elevated temperatures
- Non-corrosive
- Minimum 70% recycled content<sup>1</sup>

### Physical Properties

| PROPERTY   | TEST METHOD                       | VALUE  |
|--|-----------------------------------|--|
| Density (Actual)   | ASTM C303                         | 6.5 pcf (105 kg/m <sup>3</sup> )                                 |
| Maximum Use Temperature <sup>1</sup>   | ASTM C411                         | 1200°F (649°C)   |
| Compressive Strength (minimum) at 10% deformation at 25% deformation                                     | ASTM C165                         | 2" Thickness<br>542 lb/ft <sup>2</sup><br>840 lb/ft <sup>2</sup> |
| Liner Shrinkage  | ASTM C356                         | <0.5% at 1200°F (649°)   |
| Water Vapor Sorption   | ASTM C1104                        | <0.5% by weight at 120°F (49°C), 95% R.H.                        |
| Fungi Resistance   | ASTM C1338                        | Pass - No Growth   |
| CORROSION RESISTANCE   | TEST METHOD                       | VALUE  |
| Corrosion to Steel, Copper and Aluminum  | ASTM C665                         | Pass – all three metals  |
| Stress Corrosion Evaluation on external stress corrosion cracking tendency of austenitic stainless steel | ASTM C795 and ASTM C692           | Pass   |
| Chemical Analysis for Cl <sup>-</sup> , F <sup>-</sup> , Na <sup>+</sup> , SiO <sub>3</sub>              | ASTM C795 and ASTM C871           | Results fall within acceptability limits                         |
| FIRE   | TEST METHOD                       | VALUE  |
| Non-Combustibility   | ASTM E136 and Can/ULC S114        | Pass   |
| Surface Burning Characteristics <sup>2</sup>   | UL 723, ASTM E84 and CAN/ULC S102 | Flame Spread Index 0<br>Smoke Developed Index 0                  |

1. Test thickness at: 4" (102mm).

2. The surface burning characteristics of these products have been determined in accordance with UL 723, ASTM E84 and CAN/ULC-S102. Values are reported to the nearest 5 rating.

---

**Product Applications**

For fabrication of:

- Cut pipe
- V-groove pipe
- Pipe and tank

---

**Availability**

Our Thermafiber® Industrial Fabrication Board is available in thicknesses from 1 1/2" - 10".

For product availability, please contact your local Owens Corning Area Sales Manager.

---

**Certifications and Sustainable Features**

- <sup>1</sup>Certified by ICC-ES to contain a minimum of 70% recycled content.
- Environmental Product Declaration (EPD) has been certified by UL Environment. For more information visit [ul.com/epd](http://ul.com/epd).
- Material Health Certificate for unfaced products from Cradle to Cradle Products Innovation Institute. For more information visit [c2ccertified.org](http://c2ccertified.org).



# FIBERGLAS™ SCR BOARD



Fiberglas™ SCR Insulation Board is a lightweight insulation board composed of resilient, inorganic glass fibers bonded with a thermosetting resin. SCR Board is designed specifically for use on selective catalytic reduction units (SCR) in powerplants.

## PRODUCT FEATURES

- Easy to handle and install, even when large size panels are used
- There is no tendency for pin-hole elongation under vibration situations, a frequent source of heat leaks in some heavier products
- SCR Board is free of shot and lighter than mineral wools with comparable thermal performance
- Boards in sizes up to 4' x 8' (1.2m x 2.4m) help to reduce the number of joints, speeding installation and eliminating potential sources of heat leakage
- May be used on flat surfaces or easily shaped around curved surfaces
- The insulation is easily impaled over welded studs or pins, or may be held in place with wire ties, metal lath or lagging
- Available in 2' x 4' and 4' x 8' sizes in thicknesses from 1 1/2" to 4" in 1/2" increments
- Excellent thermal efficiency contributes to lower fuel costs due to reduced heat loss

## Physical Properties

| PROPERTY                                     | TEST METHOD                       | VALUE   |
|--|-----------------------------------|---|
| Max Operating Temperature                    | ASTM C411                         | 1,000°F (538°C)<br>Max thickness, 8"<br>(203mm) |
| Nominal Density                              | ASTM C167                         | 2.8 pcf (43 kg/m <sup>3</sup> )                 |
| Water Vapor Sorption                         | ASTM C1104                        | <2% by weight                                   |
| Surface Burning Characteristics <sup>1</sup> | UL 723, ASTM E84, or CAN/ULC-S102 | Flame Spread < 25<br>Smoke Developed < 50       |

1. The surface burning characteristics of these products have been determined in accordance with UL 723, ASTM E84, or CAN/ULC-S102. Values are reported to the nearest 5 rating.

---

## Product Applications

- Fiberglas™ SCR Insulation Board is intended for use on powerplant selective catalytic reduction units
- SCR Board may also be used on boilers, vessels, baghouses, scrubbers, precipitators, ducts, breechings and many other types of industrial equipment operating at temperatures up to 1,000°F (538°C) at thicknesses up to 8" (203mm)

---

## Availability

Our Fiberglas SCR Board portfolio is available in 2' x 4' and 4' x 8' size boards in thicknesses from 1½" to 4" in ½" increments.

For product availability, please contact your local Owens Corning Area Sales Manager.

---

## Certifications and Sustainable Features

- Certified by SCS Global Services to contain an average of 53% recycled glass content, 31% pre-consumer and 22% post-consumer



## THERMAFIBER® INDUSTRIAL WRAP



Thermafiber® Industrial Wrap, made with Paroc® technology, is a mineral wool wrap capable of withstanding high temperatures and is designed to be used in industrial equipment and applications. This product is used to insulate large diameter piping, vessels and ducts. Thermafiber® Industrial Wrap is available with or without a reinforced alulaminare facing.

### PRODUCT FEATURES

- Ideal for flat, round or irregular shaped objects (including large diameter pipe)
- Available with aluminum facing in multiple thicknesses
- Delivered on pallets for easy unloading

### Physical Properties

| PROPERTY   | TEST METHOD              | VALUE                                    |
|--|--------------------------|--|
| Maximum Use Temperature  | ASTM C411 & ASTM C447    | 1200°F (649°C)                           |
| Density  | ASTM 167                 | 5.3 pcf (actual)                         |
| Liner Shrinkage  | ASTM C356                | < 2% at 1200°F (649°C)                   |
| Shot Content   | ASTM C1335               | < 10%                                    |
| Water Vapor Sorption   | ASTM C1104               | < 1.0% by weight                         |
| Corrosiveness to Steel   | ASTM C665                | Pass - Steel                             |
| Corrosiveness to Steel   | ASTM C1617               | Pass - Steel                             |
| Stress Corrosion Evaluation on external stress corrosion cracking tendency of austenitic stainless steel | ASTM C795 & ASTM C692    | Pass                                     |
| Chemical Analysis for Cl <sup>-</sup> , F <sup>-</sup> , Na <sup>+</sup> , SiO <sub>3</sub>              | ASTM C795 & ASTM C871    | Results fall within acceptability limits |
| Thermal Resistance   | ASTM C518                | R-4.2/inch (@ 75°F)                      |
| Surface Burning Characteristics <sup>1</sup>   | ASTM E84 & CAN/ULC S102  | Flame Spread = 0<br>Smoke Developed 5    |
| Combustibility   | ASTM E136 & CAN/ULC S114 | Non-combustible                          |

1. The surface burning characteristics of these products have been determined in accordance with ASTM E84 and CAN/ULC-S102. Values are reported to the nearest 5 rating.

## Product Applications

- Tanks
- Vessels
- Large diameter pipe
- Large duct work

## Availability

| THICKNESS |      | WIDTH |         | LENGTH |          | FT <sup>2</sup>    |
|-----------|------|-------|---------|--------|----------|--------------------|
| IN.       | (MM) | IN.   | (MM)    | IN.    | (MM)     |                    |
| 1.5"      | (38) | 36"   | (914.4) | 240"   | (6096)   | 60 ft <sup>2</sup> |
| 2"        | (51) | 36"   | (914.4) | 156"   | (3962.4) | 39 ft <sup>2</sup> |
| 3"        | (76) | 36"   | (914.4) | 96"    | (2438.4) | 24 ft <sup>2</sup> |

For product availability, please contact your local Owens Corning Area Sales Manager.



For more information on the Owens Corning family of mechanical insulation products, contact your Owens Corning dealer, call 1-800-GET-PINK® or access our website:

[www.owenscorning.com/mechanical](http://www.owenscorning.com/mechanical)



**OWENS CORNING INSULATING SYSTEMS, LLC**  
ONE OWENS CORNING PARKWAY  
TOLEDO, OHIO, USA 43659

**1-800-GET-PINK®**  
[www.owenscorning.com](http://www.owenscorning.com)

Pub No. 10020231-F. Printed in U.S.A. May 2019. THE PINK PANTHER™ & © 1964–2019 Metro-Goldwyn-Mayer Studios Inc. All Rights Reserved. The color PINK is a registered trademark of Owens Corning. © 2019 Owens Corning. All Rights Reserved.