



**Protect Your Walls**  
*Against Mold and Moisture*

**PABCO GLASS®**  
*Mat Gypsum Products*

## EXTENDED MOLD AND MOISTURE PROTECTION INSIDE AND OUT

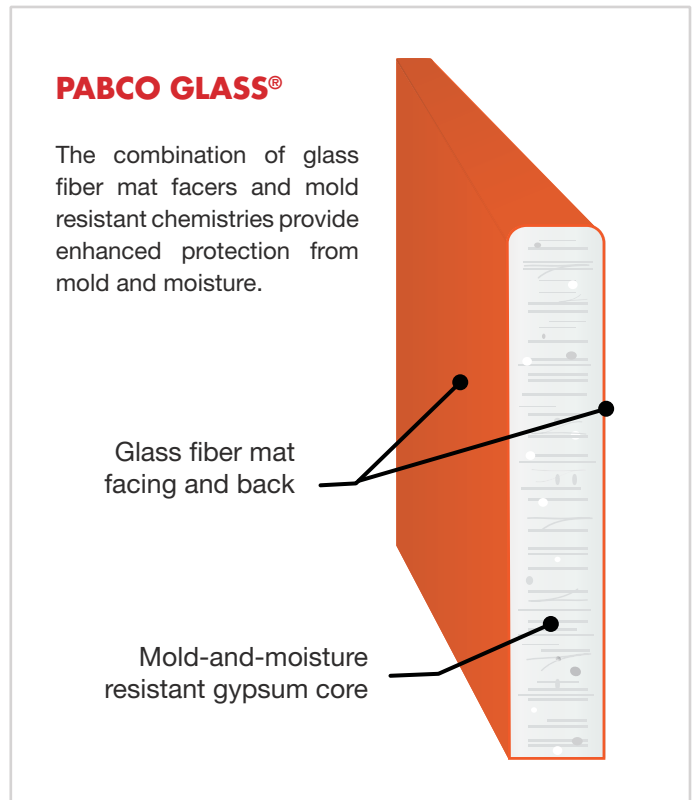
PABCO GLASS® Mat Gypsum products are designed to provide extended mold and moisture protection for both interior and exterior applications. Appropriate for commercial and residential projects, PABCO® glass mat products are ideal for exterior sheathing, pre-rock construction, and areas likely to be exposed to moisture such as bathrooms, kitchens, basements and laundry rooms. The PABCO GLASS® portfolio includes Interior Panels, Sheathing and Shaftliners—offering a total solution for your projects.

### PROPRIETARY FORMULA

PABCO GLASS® gypsum products are comprised of a mold and moisture-resistant gypsum core encased in a glass fiber mat for increased resistance to moisture and greater strength compared to paper-faced gypsum board. The products are specially formulated to withstand extended exposure under normal weather conditions up to one year.

### THE PABCO® ADVANTAGE

When you work with PABCO® Gypsum, you can expect consistently high-quality drywall, personal hands-on service, and reliable technical advice from experts in the field. Drywall that is virtually trouble-free that installers prefer to hang. Hands-on service where your PABCO® representative responds quickly to your needs. Technical advice from a company that has been providing top quality gypsum wallboard products throughout North America for more than 45 years.





## CONTRACTORS PREFER PABCO® BOARD

PABCO® wallboard is a popular choice among contractors.

“ I have been in the trades for over 20 years. I have installed various manufacturers’ gypsum panels. When asked what brand of drywall I want on the job, PABCO® is always the first choice. PABCO® board cuts clean, snaps clean and is light and flexible. ”

*Frank Cadwell – Drywall/Taping Foreman*

*Tarlton and Son Inc.*

*Frame to Finish Contractor*

*Fresno, CA*



## **PABCO® GLASS PRODUCT FAMILY**

The PABCO GLASS® product portfolio includes a full range of glass mat gypsum products for interior and exterior applications for both commercial and residential projects. The products include PABCO GLASS® Interior, PABCO GLASS® Sheathing and PABCO GLASS® Shaftliner.



### **A CUSTOMER NOTE ON OUR GLASS PRODUCTS**

Julio Mendoza, President of NGC Construction, Visalia, CA, says his installers prefer the PABCO GLASS® Interior Panel over other manufacturers. The company with more than 300 employees, specializes in plaster, drywall and painting. They use our product in single and multifamily homes primarily in kitchens and bathrooms.

“My guys like it,” says Mendoza. “They feel it’s stronger, easy to cut and work with and not as heavy compared to other manufacturers’ products. With the manpower shortage, it’s important that the product is likeable.”



## PABCO GLASS® INTERIOR

PABCO GLASS® Interior gypsum panels are ideal for interior commercial and residential applications where mold and moisture are a concern such as bathrooms, kitchens, laundry rooms and basements. Comprised of a mold- and water-resistant gypsum core reinforced with glass fibers, the panel provides increased resistance to moisture and greater structural stability than paper-faced gypsum board. Available in 5/8" Type X for fire-rated applications and 1/2" Regular for residential projects.



### APPLICATIONS

- Pre-Rock Construction— Can be installed when the structure is not completely closed in without compromising product performance
- Interiors of Exterior Walls—Where moisture exposure is more likely to occur
- Areas Where Moisture is a Concern—Bathrooms, kitchens, laundry rooms, basements
- Use as Tile Backer— Behind tile in dry areas and in wet areas (tub and shower) when allowed by applicable building codes



### BENEFITS

- Mold Resistant— Scores 10, the highest rating per the ASTM D3273 test
- Fire Resistant— 5/8" Type X panel with non-combustible glass mat facers to protect framing elements
- Dimensionally Stable— Resists warping, sagging and buckling
- Extended Resistance to the Elements— Product performance will not be compromised due to extended exposure to normal weather conditions up to one year
- Easy to Install— Installs and finishes like paper-faced gypsum panels
- Tapered Edges— Allows for seamless finishing of interior partitions



## PABCO GLASS® SHAFTLINER

PABCO GLASS® Shaftliner panels protect your buildings from fire, mold and water. They are ideal for lining elevator shafts, stairwells and constructing light weight fire barriers for cavity shaft walls and area separation walls in commercial and multi-family residential applications. The proprietary gypsum core is reinforced with glass fibers to increase stability. It can withstand extended exposure to normal weather conditions for up to a year during construction.



### APPLICATIONS

- Elevator Shafts and Stairwells—Key component of multi-story building safety systems to prevent fire from entering elevator shafts and to provide egress through stairwells for emergency evacuations
- Area Separation Walls—Provides fire and sound protection between dwelling units for multi-family construction
- Pre-Rock Construction—Will hold up against the elements as shafts are enclosed early in construction process



### BENEFITS


- Mold Resistant—Scores 10, highest rating on ASTM D3273 test
- Fire Resistant—Type X panel with non-combustible glass mat facers to protect framing elements, 1 and 2-hour fire ratings
- Dimensionally Stable—Resists warping, sagging and buckling
- Extended Resistance to the Elements—Product performance will not be compromised due to extended exposure to normal weather conditions up to one year
- Easy to Install—Can be installed on one side eliminating need for extensive scaffolding; double-beveled edge for easier handling
- Lightweight Panel Design—Eliminates need for costly footings or foundation modifications
- Enhanced Sound Control—Helps to buffer building occupants from equipment noise

## **SPEEDING UP CONSTRUCTION WHILE REDUCING MOLD RISK**

PABCO GLASS® Interior and Shaftwall Panels are ideal for pre-rock, a common practice for commercial buildings. Gypsum panel products are installed as early as possible in the construction process allowing other trades such as plumbing, electrical and HVAC to begin their work earlier. This speeds up the overall construction process while reducing costs.

Because pre-rocking occurs early in the construction process, it often requires installing gypsum panels before the building is enclosed or weather-tight. As a result, the gypsum panels can be exposed to high humidity and moisture.


That's the beauty of PABCO GLASS® Interior. Paper-faced gypsum products are subject to mold, staining and deterioration when exposed to high humidity or moisture. PABCO GLASS® Interior, with its mold resistant core and fiberglass mat, can withstand exposure to normal weather conditions up to one year without compromising product performance. PABCO GLASS® Shaftliner panels are another good option for pre-rock construction with shafts also being installed early in the construction process.





## PABCO GLASS® SHEATHING

Easily identifiable by its orange colored mat face, PABCO GLASS® Sheathing is ideal for exterior commercial and residential applications subject to extended exposure during construction. The product can withstand extended exposure to normal weather conditions, up to 1 year, during construction. It is comprised of a proprietary formula that provides a fire-resistant, mold- and water-resistant gypsum core that has been reinforced with glass fibers to increase stability. Available in 5/8" Type X and 1/2" Regular panels for non fire-resistance rated applications.



### APPLICATIONS

- Wood and Metal Stud Construction— Provides structural strength, fire and weather protection under exterior claddings
- Exterior Insulation & Finish Systems (EIFS) and Stucco—Provides excellent bonding surface for EIFS and stucco building material
- Air and Water-Resistive Barriers—Use as substrate for spray foam applications, building wraps, fluid applied coatings, self-adhering membranes



### BENEFITS

- Mold and Water Resistant—Scores 10, highest rating on ASTM D3273 test
- Fire Resistant— 5/8" Type X panel with non-combustible glass mat facers to protect framing elements
- Dimensionally Stable—Resists warping, sagging and buckling
- Strength—Glass fibers offer superb strength resisting delamination, deterioration and job site damage
- Extended Resistance to the Elements—Product performance will not be compromised due to extended exposure to normal weather conditions up to one year
- Easy to Install—Lightweight, secures and cuts with standard drywall tools





## **PABCO GLASS® IN ACTION: NEWARK CIVIC CENTER, NEWARK, CA**

### **PABCO® PRODUCTS USED INSIDE AND OUT**

The largest project for the Newark community in decades, the vision for the new Civic Center is to be a source of pride and community identification. The \$72 million project includes three buildings that span 76,000 square feet.

The project, scheduled for completion in the second quarter of 2021, will include a safe, efficient, customer-friendly office space for City administrative functions along with a police station/emergency dispatch center, Council Chambers, a world class library, and the Civic Center plaza that will serve as a multi-function event space.

WEBCOR, one of the largest contractors in California, chose to use PABCO® products inside and out for the project including PABCO GLASS® Sheathing and Shaftliner, MOLD CURB® Plus and FLAME CURB® drywall.

Jerry Yap, Assistant Project Manager for WEBCOR remarked how the PABCO GLASS® Sheathing was easy to handle and lighter than competitors resulting in better production rates and less chance for injury. "The production rate for the sheathing was insane," said Yap. "It installed much faster than I thought possible." Not having worked with PABCO® before, WEBCOR initially selected the company due to the close proximity of the PABCO® plant to the project and the recommendation from the city to use local vendors which also helped with sustainability objectives.

Now working with PABCO® on the Newark project, the relationships we've built have set the stage for PABCO® to provide drywall for future projects," Yap says. "When we work with PABCO®, we feel like we're the number one priority."

**Architect**  
Perkins & Will

**Builder**  
WEBCOR, California

**Drywall Contractor**  
WEBCOR Drywall





## TOOLS TO MAKE YOUR JOB EASIER

PABCO® Gypsum is committed to making your job easier. Along with providing top quality drywall, the company provides the tools you need to get the job done efficiently. You can access these tools at [www.pabcogypsum.com/tools-resources](http://www.pabcogypsum.com/tools-resources).





### **BIMSMITH**

You can easily design with PABCO® products in your REVIT projects with our comprehensive BIM library. Choose from PABCO's pre-built systems set up to meet specific STC and fire ratings or create a custom wall assembly.



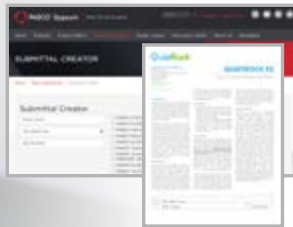
### **MASTERSPEC**

Find our products on MasterSpec under section 092900-GYPSUM BOARD making it easier to include our product specifications in your projects.



### **ON CENTER SOFTWARE**

You can access our products through On Center's On-Screen Takeoff® and Quick® Bid solutions simplifying and accelerating your bid development process.



### **SUBMITTAL CREATOR**

Easily build your submittal by selecting the products you need and entering project information. Your customized submittal sheets can be downloaded and printed when you need them.



### **THE SOUND DESIGN GUIDE**

A transparent, comprehensive source for fire and sound information with more than 100 assemblies providing STC and fire ratings.

# PABCO GLASS® GYPSUM PRODUCTS

## PHYSICAL PROPERTIES

PROPERTIES	1/2" INTERIOR	5/8" INTERIOR	1/2" SHEATHING	5/8" SHEATHING	1" SHAFTLINER
Thickness	1/2"	5/8"	1/2"	5/8"	1"
Width	48"				24"
Length*	8', 12'	8', 12'	8'	8'	8', 12'
Edge	Tapered	Tapered	Square	Square	Double Beveled
Weight	2.0 lb/ft <sup>2</sup>	2.5 lb/ft <sup>2</sup>	2.0 lb/ft <sup>2</sup>	2.8 lb/ft <sup>2</sup>	4.1 lb/ft <sup>2</sup>
Composition	Mold-resistant and water-resistant gypsum core covered with coated glass mat facers				
Core	Regular	Type X	Regular	Type X	Type X
Manufactured	ASTM 1658	ASTM 1658	ASTM 1177	ASTM 1177	ASTM 1658
Installation	GA-216/ ASTM C840	GA-216/ ASTM C840	GA-253/ ASTM C1280	GA-253/ ASTM C1280	See PABCO® Gypsum Shaftwall Systems Guide
Finishing	GA-214/ ASTM C840	GA-214/ ASTM C840	Not Finished	Not Finished	Not Finished
Mold/Mildew Resistance	ASTM D3272, 10 (Highest Rating)				
Water Absorption	<5%	<5%	<10%	<10%	<10%
Combustibility ASTM E136	Non-Combustible				
ASTM E84/UL723 Flame and Smoke Spread	0/0	0/0	0/0	0/0	0/0
Limitations	See individual submittals for each product				

\*Other lengths are available upon request.