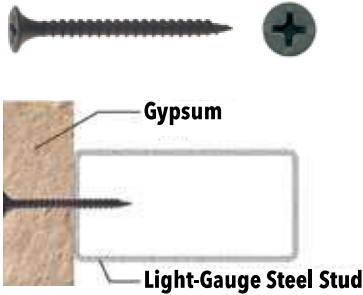


DRYWALL & LIGHT-GAUGE STEEL SCREWS

BUGLE HEAD, FINE THREAD, SHARP POINT

For attaching gypsum board to 25 to 20 gauge steel studs. Bugle Head #2 Reduced Phillips Recess. Black Phosphate and Zinc Plated.




Gypsum Board to 25 to 20 Gauge Steel Studs

SIZE	BULK	PCS/CT	5 LB	1 LB	APPROX QTY/LB	SIZE	BULK	PCS/CT	1 LB	APPROX QTY/LB
BLACK PHOSPHATE						ZINC PLATED				
6 X 1"	FS100	10M	NFS1005	NFS1001	339	6 x 1"	-	-	NFSZ1001	339
6 x 1-1/8"	FS118	10M	NFS1185	NFS1181	301	6 x 1-1/8"	FSZ118	10M	-	300
6 x 1-1/4"	FS114	8M	NFS1145	NFS1141	282	6 x 1-1/4"	FSZ114	8M	NFSZ1141	282
6 x 1-1/2"	FS112	6M	-	-	238	6 x 1-5/8"	FSZ158	5M	-	227
6 x 1-5/8"	FS158	5M	NFS1585	NFS1581	227	7 x 2"	-	-	NFSZ2001	154
6 x 2"	FS6200	3.5	-	-	195	8 x 2-1/2"	-	-	NFSZ2121	112
7 X 1-1/4"	FS7114	8M	-	-	251	8 x 3"	FSZ300	2M	NFSZ3001	95
7 x 2"	FS200	3.5M	NFS2005	NFS2001	154					
7 x 2-1/4"	FS214	3M	NFS2145	-	139					
8 x 1/4"	FS8114	8M	-	-	207					
8 x 2-1/2"	FS212	2.5M	NFS2125	NFS2121	112					
8 x 3"	FS300	2M	NFS3005	NFS3001	95					
10 x 3-1/2"	FS312	1M	-	-	56					
10 x 4"	FS400	1M	-	-	50					
10 x 4-1/2"	FS412	1M	-	-	44					
10 x 5"	FS500	1M	-	-	40					
10 x 6"	FS600	1M	-	-	34					

BUGLE HEAD, COARSE THREAD, SHARP POINT

For attaching gypsum board to wood studs. Bugle Head #2 Reduced Phillips Recess. Black Phosphate and Zinc Plated.

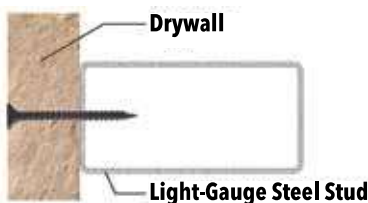


Gypsum Board to Wood Studs

SIZE	BULK	PCS/BKT CT	5 LB	1 LB	APPROX QTY/LB	SIZE	BULK	PCS/CT	APPROX QTY/LB
BLACK PHOSPHATE						ZINC PLATED			
6 X 1"	CS100	10M -	NCS1005	NCS1001	339	6 x 1"	CSZ100	10M	339
6 x 1-1/8"	CS118	10M -	NCS1185	NCS1181	301	6 x 1-1/4"	CSZ114	8M	301
6 x 1-1/4"	CS114	8M CS114B	NCS1145	NCS1141	282	6 x 1-1/2"	CSZ112	6M	282
6 x 1-1/4"	CS1144M	4M -	-	-	282	6 x 1-5/8"	CSZ158	5M	238
6 x 1-1/2"	CS112	6M -	NCS1125	NCS1121	238	6 x 2"	CSZ6200	3.5M	195
6 x 1-5/8"	CS158	5M CS158B	NCS1585	NCS1581	227	8 x 2-1/2"	CSZ212	2.5M	112
6 x 2"	CS6200	3.5 CS6200B	-	-	195	8 x 3"	CSZ300	2M	95
7 x 2"	CS200	3.5M CS200B	NCS2005	NCS2001	154				
7 x 2-1/4"	CS214	3M -	NCS2145	-	139				
8 x 2-1/2"	CS212	2.5M CS212B	NCS2125	NCS2121	112				
8 x 3"	CS300	2M CS300B	NCS3005	NCS3001	95				
8 x 3-1/2"	CS312	1M CS312B	NCS3125	NCS3121	56				
10 x 4"	CS400	1M -	NCS4005	NCS4001	50				
10 x 4-1/2"	CS412	1M -	-	-	44				
10 x 5"	CS500	1M -	NCS5005	-	40				
10 x 6"	CS600	1M -	NCS6005	-	34				

HIGH-LOW THREAD, SHARP POINT

For attaching drywall to light-gauge steel studs and performing special tasks requiring strip-out resistance. #2 Reduced Phillips Recess. Black Phosphate.



Drywall to Light-Gauge Steel Studs

SIZE	BULK	PCS/CT	5 LB	1 LB	APPROX QTY/LB
6 x 1"	HL1	10M	-	-	344
6 x 1-1/8"	-	-	NHL1185	-	303
6 x 1-1/4"	HL114	8M	NHL1145	NHL1141	315
6 x 1-5/8"	HL158	5M	NHL1585	-	204
7 x 2"	HL2	3.5M	NHL25	-	154
7 x 2-1/4"	HL214	3M	NHL2145	-	140
8 x 2-1/2"	HL212	2.5M	-	-	111
8 x 3"	HL3	2M	NHL35	-	104