



radiustrack®

THE ART AND SCIENCE OF SIMPLIFYING THE CURVE

Non-Structural Metal Framing

1. Product Name

Radius Track® Custom Pre-Curved Solutions
• Curved-Right® Custom Framing
• BIM Technology & 3D Design

2. Manufacturer

Radius Track Corporation
3340 Winpark Drive
Minneapolis, MN 55427
888-872-3487 Toll Free Phone
763-795-8885 Phone
763-795-8884 Fax
info@radiustrack.com
www.radiustrack.com

3. Product Description

BASIC USE

Radius Track Corporation provides the means to easily and cost-effectively build any type of curved surface no matter how simple or complex, including:

- Walls
- Soffits
- Curved Staircases
- Clouds
- Acoustical Deflectors
- Curved Risers
- Box Beams / Headers
- Top Cord Trusses
- Over Cord Trusses
- Arched Doorways
- Arched Windows
- Exterior Domes
- Interior Domes
- Barrel Vaults
- Groin Vaults
- Canopies
- Parapits
- Curved Facia
- Quonset Huts
- Spheres
- Furdowns
- Compound Curves
- Splines
- Ellipses

Curved-Right® Custom Framing

Radius Track Corporation is able to custom pre-curve multiple types of steel products into exact radius profiles. These profiles meet specification and tolerance requirements for almost any interior non-structural curved framing architectural design. The product can be shipped right to the jobsite and will arrive on time, as promised, absolutely accurate and marked for quick, easy and simple installation. Getting a quote is simple... you can provide us the material list



*Complex Surface and Interior Dome
St. Andrews Orthodox Christian Church / Riverside, CA*

for what you need, or provide us the drawings and our designers will do the work for you.

Radius Track Corporation can dramatically simplify the process of building surface with complex curves through our advanced use of BIM technology and 3D design. Accurately dimensioned steel framing arcs, splines, ellipses, free-form 3D ruled surfaces and compound shapes are generated from architectural drawings and cold-formed to client specifications, resulting in an affordable

and time-saving method of producing complex curving profiles.

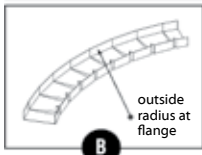
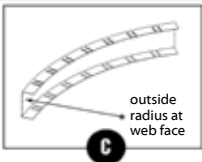
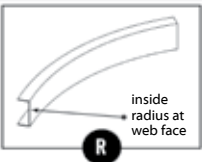
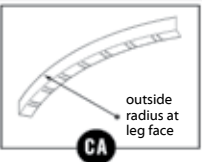
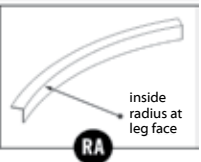








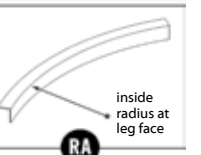
4. Benefits

Curved-Right® Custom Framing

- Preformed and delivered to the jobsite ready to install.
- Significantly reduces installation time.
- Meets tolerance and quality requirements.
- Greatly contributes to reduced labor and cost savings.

5. Specifications

CURVED-RIGHT® CUSTOM FRAMING*

GAUGES:	25, 22, 20, 18, 16, 14	TOLERANCES:	1/8" over 10'									
WEB WIDTHS:	Up to 12"	MINIMUM RADIUS:	12"									
FLANGES:	Up to 3"	COATINGS:	G40, G60, G90									
MATERIAL TYPES:	Track, Stud, Angle, Slotted Slip Track, Furring (Hat) Channel, Cold Rolled Channel (CRC)	KSI:	33, 50									
LENGTHS:	Up to 35'											
BEND TYPES:	SEE CHART 1.0 FOR CURVE TYPE CLARIFICATION											
	<p>CHART 1.0</p> <table border="1"> <thead> <tr> <th>STANDARD BEND</th> <th>CURVE - LEG IN</th> <th>CURVE - LEG OUT</th> <th>CURVED ANGLE - LEG IN</th> <th>CURVED ANGLE - LEG OUT</th> </tr> </thead> <tbody> <tr> <td></td> <td></td> <td></td> <td></td> <td></td> </tr> </tbody> </table> <p> B = Standard Bend C = Curve Leg In R = Curve Leg Out </p> <p> BSP, CSP, or RSP = Spline RB, RC, or BC = Compound Curve FI = Flange-In (Hat Channel) FO = Flange-Out (Hat Channel) </p>			STANDARD BEND	CURVE - LEG IN	CURVE - LEG OUT	CURVED ANGLE - LEG IN	CURVED ANGLE - LEG OUT				
STANDARD BEND	CURVE - LEG IN	CURVE - LEG OUT	CURVED ANGLE - LEG IN	CURVED ANGLE - LEG OUT								
												

* Not all listed gauges, web widths, flange sizes and material lengths are available in or with all material types or curve types. Listed minimum radius does not apply to all material types, sizes, gauges and curve types. Please call Radius Track Corporation for specification details for your specific application: 1.888.872.3487.

6. Technical Data

APPLICABLE STANDARDS

ASTM International (ASTM)

- ASTM C645 Specification for Nonstructural Steel Framing Members
- ASTM A653 / A653M Standard Specification for Steel Sheet, Zinc-Coated (Galvanized) or Zinc-Iron Alloy-Coated (Galvannealed) by the Hot-Dip Process.
- ASTM C754 Standard Specification for Installation of Steel Framing Members to Receive Screw-Attached Gypsum Panel Products.
- ASTM C 1002 Steel Drill Screws for the Application of Gypsum Board or Metal Plaster Bases.

GREEN SEAL

- GS GC-03 Anti-Corrosive Paints

SSPC: The Society for Protective Coatings

- SSPC Paint 20 – Zinc-Rich Primers (Type I – Inorganic and Type II – Organic)

APPROVALS

Consult Radius Track Corporation for specific information concerning approvals by code bodies and other industry entities.



Santa Rosa Chapel at Children's Hospital of San Antonio / San Antonio, TX

7. Installation

CURVED-RIGHT® CUSTOM FRAMING

Installation Instructions:

Radius Track Corporation focuses on three objectives when providing installation instructions when providing Curved-Right® Custom Framing solutions:

1. Show you what we are delivering / color-coded, labeled and listed.
2. Show how to locate it on your jobsite with x-y-z coordinates and/or dimensional layout coordinates and elevations as a reference.
3. Show you how the pieces go together with clear connection details carefully considered.

Radius Track Corporation provides thorough, easy-to-understand assembly documents for clarity and ease of assembly. Included are both 2D and 3D images of what the completed assembly should look like along with step-by-step instructions. By providing detailed assembly instructions contractors can make sure their crew is working instead of standing around trying to figure out how to assemble the components. Here are just a few examples of how we make assembly easier:

- Often ceilings are projected to the floor plane for easier layout, then supplemented with z-coordinate elevations at major material intersections for simplified assembly.
- Layout drawings tie dimensions back to building grid lines - key points are located with two dimensions from two directions.
- Connection details are included to show you the locations of any clips, plates, or fasteners needed for successful installation.

Finally, Radius Track Corporation provides ongoing customer support for assembly throughout the construction process. We do not walk off the job until you walk off the job!

CURVED-RIGHT® CUSTOM FRAMING AND READY PRODUCTS METHODS, BUILDING CODES & STORAGE

Methods

Install in accordance with ASTM C754, manufacturer's instructions and approved



Wilshire Grand Center Porte Cochère / Los Angeles, CA



shop drawings. Visit www.radiustrack.com for further application drawings and details.

Building Codes

Installation must comply with the requirements of all applicable local, state, and federal code jurisdictions.

Storage

Store materials protected from exposure to harmful environmental conditions.

8. Availability & Cost

AVAILABILITY

Curved-Right® Custom Framing Custom pre-curved components are available for delivery anywhere in North America via local drywall supply channels or can be shipped directly to the project jobsite.

COST

Curved-Right® Custom Framing Pricing information for Curved-Right custom pre-curved components can be obtained by submitting a Request for Quote to Radius Track Corporation, or by contacting Radius Track Corporation directly by phone, fax, website or e-mail.

9. Warranty

Complete warranty terms and conditions are available on the Radius Track Corporation website: www.radiustrack.com.

10. Technical Services

Radius Track Corporation provides design, modeling and fabricating services for customers located anywhere in the world. Other services include:

- Schematic design
- Estimating
- System Integration
- Structural testing
- Architectural Detailing
- Value Engineering
- Coordinated Structural Engineering

Additional technical assistance, including more detailed information, product literature, test results, project lists, assistance in preparing project specifications and arrangements for application supervision, is available by contacting Radius Track Corporation or by visiting our website at www.radiustrack.com.



888.872.3487 | www.radiustrack.com | info@radiustrack.com