

WE'LL GIVE YOU THE BREAK THAT THE HOT HEADS WON'T.



SANSOE's unique washer head advantage.



Sansoe Snapties are designed with a washer head. Washer head ties have two distinct advantages over conventional "hot head ties".

1. Washer head design allows the tie head to develop the full strength of the wire.
2. Washer heads increase the bearing area on the tie clamp, thus reducing the chance of failure due to worn clamps.

SANSOE SNAPTIES feature a unique break off system which results in substantial labor and material savings for the contractor. The built-in **flat spot** behind the head washer allows for a positive grip of the Sansoe Snaptie Wrench. Snapties can be broken before forms are stripped. Stripping is easier with less damage to forms.



510-232-4545

There's more to a Sansoe tie than meets the eye.

Sansoe Snapties are manufactured from the highest grade materials under rigid quality control to ensure outstanding performance. With the quality and service you have come to expect from Sansoe Products, you can be sure of getting the breaks when you need them.



For single water systems, too.

Sansoe quality is also available in a flat end tie designed to break with the clamp in place. Available in low strength only.



Wall Form Design Pressure Chart
Maximum Lateral Pressure PSF for Design of Wall Form


Rate of Placement ft/hr	1	2	3	4	5	6	7	8	9	10
Maximum	90F 250	350	450	550	650	750	850	881	912	943
Lateral	80F 262	375	488	600	712	825	938	973	1008	1043
Pressure	70F 278	407	536	664	793	921	1050	1090	1130	1170
PSF for	60F 300	450	600	750	900	1050	1200	1246	1293	1340
Temperature	50F 330	510	690	870	1050	1230	1410	1466	1522	1578
Indicated	40F 375	600	825	1050	1275	1500	1725	1795	1865	1935

NOTE: For wall forms do not use design pressure over 2000 PSF
ACI Publication SP-4-ACI 347-68

Specifications

High Strength Sansoe Snapties are manufactured from 4 gauge high carbon spring wire with heat treated head washers and 1 X 1 plastic spreader cones made of high impact styrene plastic. High Strength Sansoe Snapties provide a safe working load of 3500 lbs. with an average ultimate load of 7000 lbs. **Adequate end clamps are required to develop safe working loads.**

Low Strength Sansoe Snapties are manufactured from medium high carbon wire with standard head washers and 1 X 1 plastic spreader cones made of high impact styrene plastic. Low Strength Sansoe Snapties provide a safe working load of 2250 lbs. with an ultimate average load of 4500 lbs. **Adequate end clamps are required to develop safe working loads.**



Safe working loads stated above are based on the American Concrete Institute's recommended practice for concrete formwork. A safety factor of 2:1 is required for all concrete formwork applications.

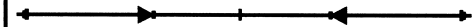
Sansoe Snaptie Wrenches are custom made hardened steel sockets that will fit on 1/2" drive ratchet handles (ratchet handles not included). Sansoe Snaptie Wrenches are designed to break both High Strength and Low Strength Sansoe Snapties.

Standard Snaptie

Long and Short End



Waterseal Snaptie



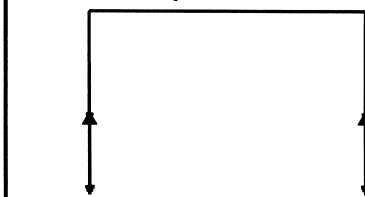
Spandrel Snaptie



Blockwall Snaptie



Blindwall Snaptie



Expanded Metal Snaptie



Threaded Snaptie

Available with breakbacks




Architectural Snaptie


with 1" or 2" Rubber Sleeves




Inner Rods



J-Rods



Engineering Fabric Pin



Cones Available

3/4" x 1" - 1" x 1" - 1" x 1 1/2" - 1" x 2"

Custom sizes available to fit your special needs

SNAP-TIE BREAKBACK

- For best results, break off snap-tie ends using the Sansoe snap-tie socket wrench.
- A function of plastic cones is to aid in the break-back operation, therefore Sansoe Concrete Specialties cannot guarantee that no-cone ties will consistently provide proper breakback.
- In all cases, break off ends of snap-ties as the concrete has hardened.



510-232-4545