

# Strong-Bolt® 2 Wedge Anchor



## New fully-assembled Strong-Bolt 2 packaging now available.

Eliminate separate bags for nuts and washers to go with the Strong Bolt® 2 wedge anchor. It's now offered fully-assembled with the stud, nut and washer all together in one convenient package. Save time and eliminate lost pieces during installation.

Code listed for cracked and uncracked concrete, and masonry applications, the Strong-Bolt 2 wedge-type expansion anchor is an optimal choice for high performance — even in seismic and high-wind conditions. Dual undercutting embossments on each clip segment enable secondary expansion should a crack form and intersect the anchor location. This feature significantly increases the ability of Strong-Bolt 2 to carry the load if the hole expands.

- The Strong-Bolt 2 in a mechanically galvanized finish can be used where a high-load-resisting anchor is needed or for exterior applications.
- The Strong-Bolt 2 stainless-steel wedge-anchor offers long-lasting corrosion resistance for a wide variety of service environments. (Available in both Types 304 and 316 stainless steel.)


### Features

- Fully assembled anchor within the package
- Suitable for horizontal, vertical and overhead applications
- Chamfered top designed to prevent mushrooming during installation
- Qualified for static and seismic loading conditions (seismic design categories A–F)
- Qualified for minimum concrete thickness of 3¼", and lightweight concrete-over-steel deck
- Standard (ANSI) fractional sizes — fits standard fixtures and installs with common drill bit and tool sizes
- Tested per ACI 355.2 and AC193

**Material:** Carbon steel and stainless steel (Type 304; Type 316)

**Finish:** Zinc plated or mechanically galvanized for carbon steel models

**Codes:** ICC-ES ESR-3037 (concrete); IAPMO UES ER-240 (carbon steel in CMU); City of LA Supplement within ESR-3037 (concrete); City of LA Supplement within ER-240 (carbon steel in CMU); Florida FL15730 (concrete) and FL16230 (masonry); UL File Ex3605; FM 3043342 and 3047639; Multiple DOT listings; meets the requirements of Federal Specifications A-A-1923A, Type 4



STB2 — Zinc Plated

STB2— Stainless Steel

STB2— Mechanically Galvanized



### Head Stamp


The head is stamped with the length identification letter, bracketed top and bottom by horizontal lines.



# Strong-Bolt® 2 Wedge Anchor

## Strong-Bolt 2 Fully Assembled Anchor Product Data — Zinc

Size	Model No	Drill Bit Dia.	Thread Length	Box Qty.	Carton Qty.
1/4" x 1 3/4"	STB2-25134F100	1/4	1 5/16	100	400
1/4" x 2 1/4"	STB2-25214F100	1/4	1 7/16	100	400
1/4" x 3 1/4"	STB2-25314F100	1/4	2 7/16	100	400
3/8" x 2 3/4"	STB2-37234F50	3/8	1 5/16	50	200
3/8" x 3"	STB2-37300F50	3/8	1 9/16	50	200
3/8" x 3 1/2"	STB2-37312F50	3/8	2 1/16	50	200
3/8" x 3 3/4"	STB2-37334F50	3/8	2 5/16	50	200
3/8" x 5"	STB2-37500F50	3/8	3 9/16	50	100
3/8" x 7"	STB2-37700F50	3/8	5 9/16	50	100
1/2" x 3 3/4"	STB2-50334F25	1/2	2 1/16	25	50
1/2" x 4 1/4"	STB2-50414F25	1/2	2 9/16	25	50
1/2" x 4 3/4"	STB2-50434F25	1/2	3 1/16	25	50
1/2" x 5 1/2"	STB2-50512F25	1/2	3 9/16	25	50
1/2" x 7"	STB2-50700F25	1/2	5 9/16	25	50
1/2" x 8 1/2"	STB2-50812F20	1/2	6	20	40
1/2" x 10"	STB2-50100F20	1/2	6	20	40
5/8" x 4 1/2"	STB2-62412F20	5/8	2 7/16	20	40
5/8" x 5"	STB2-62500F20	5/8	2 15/16	20	40
5/8" x 6"	STB2-62600F20	5/8	3 15/16	20	40
5/8" x 7"	STB2-62700F20	5/8	4 15/16	20	40
5/8" x 8 1/2"	STB2-62812F20	5/8	4 15/16	20	40
5/8" x 10"	STB2-62100F10	5/8	6	10	20
3/4" x 5 1/2"	STB2-75512F10	3/4	3 3/16	10	20
3/4" x 6 1/4"	STB2-75614F10	3/4	3 15/16	10	20
3/4" x 7"	STB2-75700F10	3/4	4 11/16	10	20
3/4" x 8 1/2"	STB2-75812F8	3/4	6	8	16
3/4" x 10"	STB2-75100F8	3/4	6	8	16
1" x 7"	STB2-100700F4	1	3 1/2	4	8
1" x 10"	STB2-1001000F4	1	3 1/2	4	8
1" x 13"	STB2-1001300F4	1	3 1/2	4	8



Strong-Bolt 2 —  
Zinc Plated




# Strong-Bolt® 2 Wedge Anchor

## Strong-Bolt 2 Fully Assembled Anchor Product Data — 304 Stainless Steel

Size	Model No	Drill Bit Dia.	Thread Length	Box Qty.	Carton Qty.
1/4" x 1 3/4"	STB2-25134S4F100	1/4	1 5/16	100	400
1/4" x 2 1/4"	STB2-25214S4F100	1/4	1 7/16	100	400
1/4" x 3 1/4"	STB2-25314S4F100	1/4	2 1/16	100	400
3/8" x 2 1/4"	STB2-37214S4F50	3/8	1	50	200
3/8" x 2 3/4"	STB2-37234S4F50	3/8	1 5/16	50	200
3/8" x 3"	STB2-37300S4F50	3/8	1 9/16	50	200
3/8" x 3 1/2"	STB2-37312S4F50	3/8	2 1/16	50	200
3/8" x 3 3/4"	STB2-37334S4F50	3/8	2 5/16	50	200
3/8" x 5"	STB2-37500S4F50	3/8	3 9/16	50	100
3/8" x 7"	STB2-37700S4F50	3/8	5 9/16	50	100
1/2" x 3 3/4"	STB2-50334S4F25	1/2	2 1/16	25	50
1/2" x 4 1/4"	STB2-50414S4F25	1/2	2 9/16	25	50
1/2" x 4 3/4"	STB2-50434S4F25	1/2	3 1/16	25	50
1/2" x 5 1/2"	STB2-50512S4F25	1/2	3 13/16	25	50
1/2" x 7"	STB2-50700S4F25	1/2	5 5/16	25	50
1/2" x 8 1/2"	STB2-50812S4F20	1/2	6	20	40
1/2" x 10"	STB2-50100S4F20	1/2	6	20	40
5/8" x 4 1/2"	STB2-62412S4F20	5/8	2 7/16	20	40
5/8" x 5"	STB2-62500S4F20	5/8	2 15/16	20	40
5/8" x 6"	STB2-62600S4F20	5/8	3 15/16	20	40
5/8" x 7"	STB2-62700S4F20	5/8	4 15/16	20	40
5/8" x 8 1/2"	STB2-62812S4F20	5/8	6	20	40
5/8" x 10"	STB2-62100S4F10	5/8	6	10	20
3/4" x 5 1/2"	STB2-75512S4F10	3/4	3 9/16	10	20
3/4" x 6 1/4"	STB2-75614S4F10	3/4	3 15/16	10	20
3/4" x 7"	STB2-75700S4F10	3/4	4 11/16	10	20
3/4" x 8 1/2"	STB2-75812S4F8	3/4	6	8	16

## Strong-Bolt 2 Fully Assembled Anchor Product Data — 316 Stainless Steel

Size	Model No	Drill Bit Dia.	Thread Length	Box Qty.	Carton Qty.
1/4" x 1 3/4"	STB2-25134S6F100	1/4	1 5/16	100	400
1/4" x 2 1/4"	STB2-25214S6F100	1/4	1 7/16	100	400
1/4" x 3 1/4"	STB2-25314S6F100	1/4	2 1/16	100	400
3/8" x 2 1/4"	STB2-37214S6F50	3/8	1	50	200
3/8" x 2 3/4"	STB2-37234S6F50	3/8	1 5/16	50	200
3/8" x 3"	STB2-37300S6F50	3/8	1 9/16	50	200
3/8" x 3 1/2"	STB2-37312S6F50	3/8	2 1/16	50	200
3/8" x 3 3/4"	STB2-37334S6F50	3/8	2 5/16	50	200
3/8" x 5"	STB2-37500S6F50	3/8	3 9/16	50	100
3/8" x 7"	STB2-37700S6F50	3/8	5 9/16	50	100
1/2" x 3 3/4"	STB2-50334S6F25	1/2	2 1/16	25	50
1/2" x 4 1/4"	STB2-50414S6F25	1/2	2 9/16	25	50
1/2" x 4 3/4"	STB2-50434S6F25	1/2	3 1/16	25	50
1/2" x 5 1/2"	STB2-50512S6F25	1/2	3 13/16	25	50
1/2" x 7"	STB2-50700S6F25	1/2	5 5/16	25	50
1/2" x 8 1/2"	STB2-50812S6F20	1/2	6	20	40
1/2" x 10"	STB2-50100S6F20	1/2	6	20	40
5/8" x 4 1/2"	STB2-62412S6F20	5/8	2 7/16	20	40
5/8" x 5"	STB2-62500S6F20	5/8	2 15/16	20	40
5/8" x 6"	STB2-62600S6F20	5/8	3 15/16	20	40
5/8" x 7"	STB2-62700S6F20	5/8	4 15/16	20	40
5/8" x 8 1/2"	STB2-62812S6F20	5/8	6	20	40
5/8" x 10"	STB2-62100S6F10	5/8	6	10	20
3/4" x 5 1/2"	STB2-75512S6F10	3/4	3 9/16	10	20
3/4" x 6 1/4"	STB2-75614S6F10	3/4	3 15/16	10	20
3/4" x 7"	STB2-75700S6F10	3/4	4 11/16	10	20
3/4" x 8 1/2"	STB2-75812S6F8	3/4	6	8	16



**Strong-Bolt 2 —  
Stainless Steel**

# Strong-Bolt® 2 Wedge Anchor



## Strong-Bolt 2 Fully Assembled Anchor Product Data — Mechanically Galvanized

Size	Model No	Drill Bit Dia.	Thread Length	Box Qty.	Carton Qty.
1/4" x 3 1/4"	STB2-25314MGF100	1/4	27 1/16	100	400
3/8" x 3"	STB2-37300MGF50	3/8	1 1/16	50	200
3/8" x 3 3/4"	STB2-37334MGF50	3/8	2 5/16	50	200
3/8" x 5"	STB2-37500MGF50	3/8	3 5/16	50	100
3/8" x 7"	STB2-37700MGF50	3/8	5 5/16	50	100
1/2" x 2 3/4"	STB2-50234MGF25	1/2	1 1/4	25	50
1/2" x 3 3/4"	STB2-50334MGF25	1/2	2 1/16	25	50
1/2" x 4 1/4"	STB2-50414MGF25	1/2	2 9/16	25	50
1/2" x 5 1/2"	STB2-50512MGF25	1/2	3 13/16	25	50
1/2" x 7"	STB2-50700MGF25	1/2	5 9/16	25	50
1/2" x 8 1/2"	STB2-50812MGF20	1/2	6	20	40
1/2" x 10"	STB2-50100MGF20	1/2	6	20	40
5/8" x 3 1/2"	STB2-62312MGF20	5/8	1 5/8	20	40
5/8" x 4 1/2"	STB2-62412MGF20	5/8	2 7/16	20	40
5/8" x 5"	STB2-62500MGF20	5/8	2 15/16	20	40
5/8" x 6"	STB2-62600MGF20	5/8	3 15/16	20	40
5/8" x 7"	STB2-62700MGF20	5/8	4 15/16	20	40
5/8" x 8 1/2"	STB2-62812MGF20	5/8	4 15/16	20	40
5/8" x 10"	STB2-62100MGF10	5/8	6	10	20
5/8" x 12"	STB2-62120MGF10	5/8	6	10	20
3/4" x 4 3/4"	STB2-75434MGF10	3/4	2 5/8	10	20
3/4" x 5 1/2"	STB2-75512MGF10	3/4	3 3/16	10	20
3/4" x 6 1/4"	STB2-75614MGF10	3/4	3 15/16	10	20
3/4" x 7"	STB2-75700MGF10	3/4	4 11/16	10	20
3/4" x 8 1/2"	STB2-75812MGF8	3/4	6	8	16
3/4" x 10"	STB2-75100MGF8	3/4	6	8	16
3/4" x 12"	STB2-751200MGF4	3/4	6	4	8



**Strong-Bolt 2 —  
Mechanically  
Galvanized**