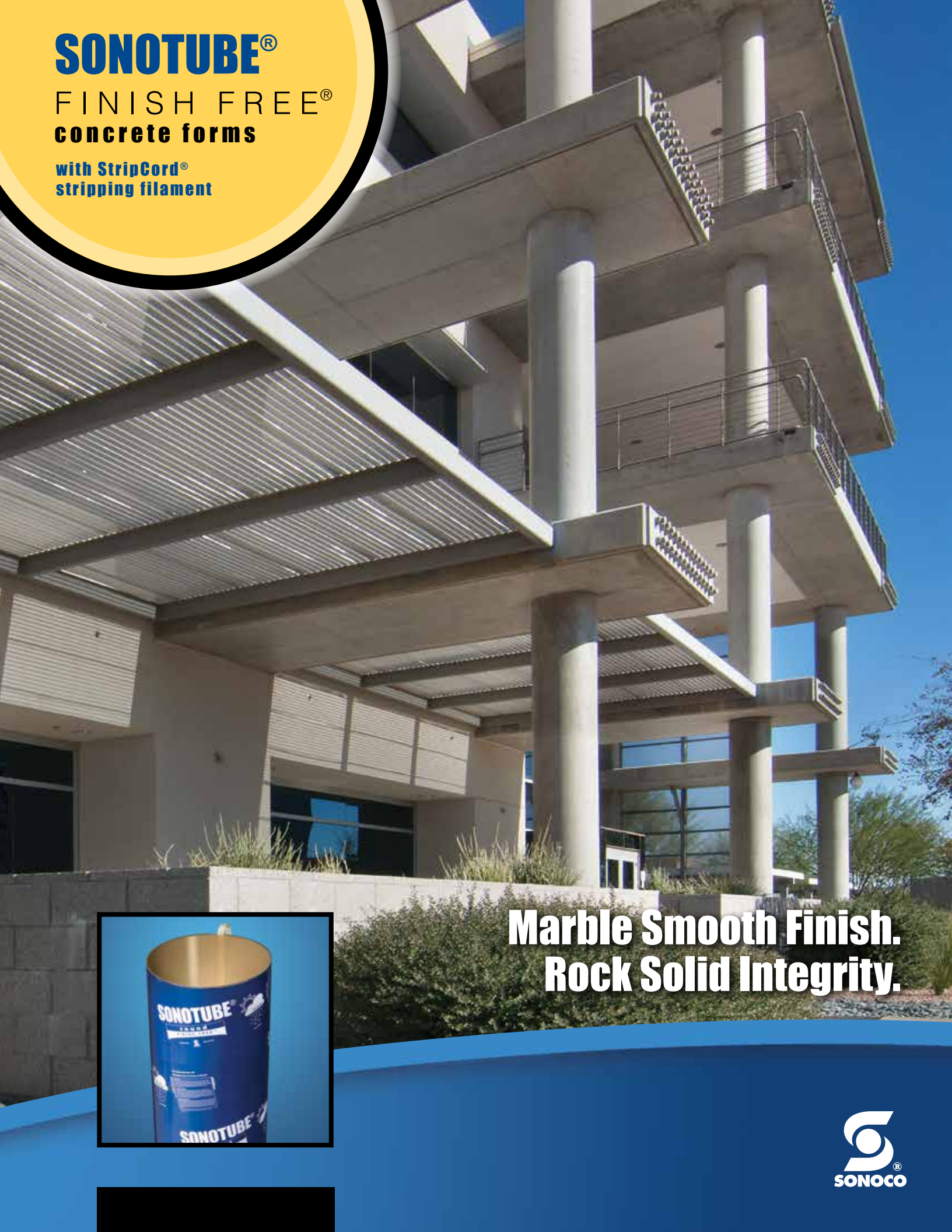


SONOTUBE®

**FINISH FREE®
concrete forms**

**with StripCord®
stripping filament**



**Marble Smooth Finish.
Rock Solid Integrity.**





Applications

- **Columns for residential and commercial buildings and other structures**
- **Entryway and portico columns**
- **Decorative and barrier posts**
- **Stub piers for elevated ramps**
- **Outdoor sign, light pole and fence-post bases**

Sonotube® Finish Free® concrete forms leave an impression on you—not the column

Sonotube® Finish Free® concrete forms produce exceptionally smooth columns that require no manual finishing. How? Sonoco applies a patented Duraglas® coating to the inside of its Finish Free forms, eliminating spiral marks, seams and imperfections that would otherwise be left on the finished surface of the concrete. This results in significant cost savings through the elimination of the labor and materials required to finish columns.

Easier form removal

Sonotube Finish Free concrete forms feature a quick, safe and convenient way to remove the forms after the concrete sets. The StripCord® stripping filament eliminates the time-consuming process of cutting the form away. Sonotube Finish Free concrete forms are manufactured with the StripCord filament mounted inside the tube. When pulled with a hammer, pry bar or other tool handle, the StripCord strap cuts right through the form wall. Now the form can be removed without marring the surface of the column.

Rain resistance

Sonoco engineers applied more than a century of leadership in design, technology and manufacturing to create a high-strength, rain-resistant paper for Sonotube forms. The paper's attributes allowed Sonoco to reduce the weight of the forms, making them easier to handle, set, strip and discard. And with RainGuard® paper technology, Sonotube forms stand strong even in wet weather. Set today and pour tomorrow.



Industry-leading technology and value

The superior strength-to-weight properties of Sonotube forms prevent blowouts and may eliminate the need to use a crane during setup. Contractors around the world know Sonotube concrete forms stand strong in their superior technology and value.

Advantages

- Advanced interior Duraglas® coating eliminates spiral seams, vertical markings and other surface imperfections.
- No manual surface finishing of the column is required.
- Rain-resistant technology keeps wet weather from impacting your pour.
- The StripCord stripping filament makes column easy to strip and remove.
- Superior strength-to-weight properties prevent blowouts.
- Easier to setup and brace so multiple columns can be poured at one time.
- Sonoco manufactures and distributes Sonotube brand concrete forms throughout North America, minimizing lead times.

Important instructions for field use

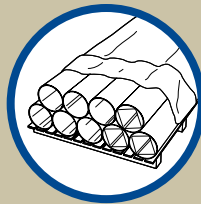
Special handling instructions for Sonotube Finish Free forms:

- Do not dent or scratch interior coating.
- Do not drop; extreme physical shock may crack interior coating.
- Protect from extended rain and excess moisture.
- Punctures or excessive gouges in the form may cause blowouts.
- Vibrate the column using a regular vibrating needle. Do not touch the inside surface of the form with the vibrating needle; this may damage the finish.
- Never vibrate the concrete from the outside.

How to store

Store Sonotube concrete forms in a dry place at the job site:

- For best results, store forms vertically to maintain roundness.
- Keep ends covered.
- If stored horizontally, elevate a minimum of 4" off the ground and support the full length of the forms.



Placing

Even the largest Sonotube brand forms are easier to place either manually with block and tackle, or by crane:

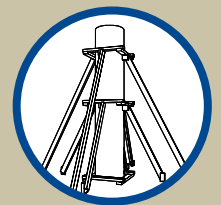
- Position over a reinforcing bar cage if desired.
- Avoid damaging the inside surface.
- Place individually or in groups for continuous pouring.



Bracing

Sonotube concrete forms require minimal bracing to be brought to plumb:

- Use light lumber or scaffolding.
- Secure the column foot with collars if necessary.
- If pouring bents for bridges, consider tying the column form in with the beam form.

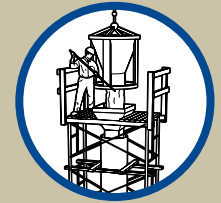


Sonotube concrete forms can also be tied into other forms or structural members.

Pouring

NOTE: Use a release agent with all Sonotube forms, especially when working with aggressive concrete formulations.

Sonotube concrete forms are engineered not to buckle, swell or lose shape, and have been successfully used with a continuous pour of columns up to 20'. Do not exceed ACI-recommended pour rates.



Concrete must be vibrated during pour.

Stripping

If stripping is required, strip the form as soon as possible after the concrete has set to prevent concrete from sticking to the form. Recommended time for the easiest and fastest stripping is 24 to 48 hours after the pour. Sonotube concrete forms should not be left on the column for more than five days.



Stripping procedure:

- Detach the StripCord stripping filament at the top of the form and wrap around a hammer or other tool handle.
- Pull strap straight down from the top of the form to tear through the form wall and remove the form.

Stripped forms can be used to protect finished columns until completion of project.

Sonotube® Finish Free® concrete forms

Sizes

Available in 12" to 48" ID'

Lengths up to 20'

Custom lengths available.
For columns longer than 20', call your distributor for more information.

Concrete requirements

Core ID (in.)	Cubic yards per 12-ft. column
12	.349
16	.620
18	.785
20	.970
24	1.397
28	1.901
30	2.182
32	2.283
36	3.142
42	4.280
48	5.590

Savings Comparison

Sonotube Finish Free forms reduce your overall finishing costs by eliminating the materials and labor needed to finish columns made with standard forms. This table shows how much Finish Free forms save you vs. plastic-lined forms.

Columns poured per year*	Savings (\$)	
	Finish Free	Plastic-lined
1	140	108
50	6,990	5,418
100	13,980	10,836
200	27,960	21,672
250	34,950	27,090
300	41,940	32,508
500	69,900	54,180
750	104,850	81,270
1000	139,800	108,360

* Examples are for 24" ID x 12' columns. Savings calculated on a labor rate of \$24.50 per hour factoring 2 hours per 3 feet of standard form, 45 minutes for plastic-lined tube; 18 sq. ft. of patch material per 5-gallon pail at \$35.

Learn more about Sonoco's construction products

Sonotube concrete forms, Sonovoid® brand void forms and BlastMaster blasting tubes are available from dealers throughout North America. For additional product or technical information, please contact your distributor, call Sonoco at 888/766-8823 or visit sonotube.com.

Founded in 1899, Sonoco is a global provider of a variety of consumer packaging, industrial products, protective packaging, and displays and packaging supply chain services. With annualized net sales of approximately \$5 billion, the Company has 20,800 employees working in more than 330 operations in 34 countries, serving some of the world's best known brands in some 85 nations. Sonoco is proud to be a member of the Dow Jones Sustainability World Index for seven consecutive years. For more information on the Company, visit our website at www.sonoco.com.

©2016 Sonoco. Sonotube, Sonovoid, RainGuard, Builder's Tube, Sonotube BlastMaster, StripCord, Duraglas and Finish Free are registered trademarks of Sonoco.

Printed in USA on recycled paper •
16013/0716/3M

sonotube.com 888/766-TUBE (8823)

SONOTUBE round • SONOTUBE Finish Free® • SONOTUBE commercial • SONOTUBE BlastMaster® • SONOVOID® round • SONOTUBE Builder's Tube®

