



MIXING SYSTEMS SELECTION GUIDE



TABLE OF CONTENTS

INTRODUCTION & OSHA FACT SHEET	Page 3
GRAVITY MIXING SYSTEMS	Page 4
G7000.....	Page 5
Ten Bagger.....	Page 6
Split Silo.....	Page 7
Load N Go.....	Page 8
POWER AUGER MIXING SYSTEMS	Page 9
PA1000 Power Auger.....	Page 10
PA4000 Power Auger.....	Page 11
CONTINUOUS MIXING SYSTEMS	Page 12
D2W Continuous Mixer.....	Page 13
D2W Gas Powered Continuous Mixer.....	Page 14
D2W Workhorse Mixer.....	Page 15
MIXING SYSTEMS ACCESSORIES & DUST CONTROL MITIGATION	Page 16-18
SPEC MIX PREBLENDED MATERIALS	Page 19
TECHNICAL SUPPORT	
<u>Contact your local SPEC MIX Representative</u>	
<u>Contact your local SPEC MIX Dealer</u>	
<u>Visit www.specmix.com</u>	



SPEC MIX® is the Innovator of Material Mixing Systems for Every Jobsite

SPEC MIX® Mixing Systems are available in numerous sizes and capacities for mobility and flexibility that optimize your mixing station. Decrease labor and product waste, increase safety and maximize productivity with a mixing system specifically chosen for your project. We are your solution for every job!



MIX WITH PRODUCTIVITY & EFFICIENCY FOR PROFITABILITY.

Productivity and efficiency are directly related to the profitability of any project. SPEC MIX® mixing systems are proven to increase jobsite productivity of an entire crew by making the material mixing station more efficient, no matter who is making product. When paired with any SPEC MIX preblended product, materials are mixed consistently, within minutes without any heavy lifting or shoveling, while reducing the risk of back injury. "With SPEC MIX products and mixing systems on site it's quite simple—you cut waste, labor and downtime!



MATERIAL MIXING OPTIMIZED FOR ANY SIZED JOB, ANY LOCATION.

Considering each project brings new challenges, the versatility of SPEC MIX Material Mixing Systems provides contractors with ideal solutions for the toughest and most diverse jobsite conditions. Our systems make your mixing station highly mobile, and require a minimal amount of space, to position the mixing station near the craftsmen doing the work. Whether your mixing on a commercial or residential job, indoors and outdoors or floor-to-floor—SPEC MIX gets the job done!



WORK SMART. WORK SAFE.

When it comes to mixing materials and jobsite safety, we're a contractor's best resource. SPEC MIX Material Mixing Systems not only keep a jobsite clean and organized, they're engineered to comply with OSHA regulations to reduce a worker's exposure to risk and injury. From erecting a system, to loading it with bulk bags, to mixing product, SPEC MIX provides [Operations & Safety Manuals](#) in English and Spanish to maximize operator safety.



WORK DUST-FREE.

With OSHA's new [1926.1153 - Respirable crystalline silica standard](#) in place, SPEC MIX offers contractors a variety of mixing systems with engineering controls that mitigate dust. We have also provided a [SPEC MIX Material Use Guide](#), complete with a Written Exposure Control Plan, to further establish a safe, low-dust work environment.

OSHA® FactSheet

OSHA's Crystalline Silica Rule:
Construction

[LEARN MORE >>](#)

GRAVITY MIXING SYSTEMS

GRAVITY



The Ultimate Contractor Tool
for Maximizing Safety, Production
and Profitability.



G7000



G7000

The Standard for Preblended Mixing.

The **SPEC MIX G7000 silo system** is the ultimate contractor tool for maximizing the production and profitability of any workforce. The G7000's design is simple, yet highly efficient when producing dry, cement-based products on site. Whether the project is small or large, the G7000 system will greatly reduce the cost of labor and the amount of waste (sand, cement, paper bags) common with conventional batching methods.

G7000 ACCESSORIES



UPPER SHROUD



MIXER SHROUD



SWIVEL GATE & EXTENDED HANDLE

FOOTPRINT	8 ft 2 in x 8 ft 2 in (2.4 m x 2.4 m)
WEIGHT EMPTY	2,900 lb (1,315.4 kg)
WEIGHT FULL	Up to 18,000 lb (8,164.6 kg)
CAPACITY	5 - 3,000 lb (1,360.7 kg) bulk bags

SUPPORT CENTER

 [Transporting Video](#)

 [Loading Video](#)

 [Operation Video](#)

 [Tech Data Sheet](#)

 [Operations & Safety Manual](#)

 [Material Use Guide](#)

TEN BAGGER



TEN BAGGER

Large Capacity. High Production.

FOOTPRINT	8 ft 2 in x 11 ft (2.4 m x 3.4 m)
WEIGHT EMPTY	3,210 lb (1,456 kg)
WEIGHT FULL	Up To 30,000 lb (1,3607.7 kg)
CAPACITY	10 - 3,000 lb (1,360.7 kg) bulk bags

The [SPEC MIX Ten Bagger silo system](#) is ideal for the largest projects where high production at the mixing station is not a luxury—it is a necessity to meet the project's scope. With up to a 10 bulk bag capacity, this silo feeds the largest crews for a longer period of time, yet its simple and compact design makes it easy to use on the tightest jobsite.

With the SPEC MIX system, every raw material is factory preblended, packaged in heavy-duty bulk bags and dispensed into the Ten Bagger silo on site. There is no sand to shovel or pallets of bags to lift, break and discard.

TEN BAGGER ACCESSORIES



UPPER SHROUD



MIXER SHROUD



SWIVEL GATE & EXTENDED HANDLE

SUPPORT CENTER

 [Transporting Video](#)

 [Loading Video](#)

 [Operation Video](#)

 [Tech Data Sheet](#)

 [Operations & Safety Manual](#)

 [Material Use Guide](#)

SPLIT SILO



SPLIT SILO Multiple Product Delivery. Maximum Efficiency.

The **SPEC MIX Split Silo system** is designed with two compartments to offer the contractor the versatility of multiple product delivery to a single mixer, making the contractor's equipment more efficient. Its unique, compact design works perfectly on tight jobsites where more than one product is needed. The Split Silo holds up to five bulk bags in each compartment, giving the ability to mix two different products from one silo.

With the SPEC MIX system, every raw material is factory preblended, packaged in heavy-duty bulk bags and dispensed into the Split Silo on site. There is no sand to shovel or pallets of bags to lift, break and discard.

SPLIT SILO ACCESSORIES



UPPER SHROUD



MIXER SHROUD

FOOTPRINT	8 ft 2 in x 8 ft 2 in (2.4 m x 2.4 m)
WEIGHT EMPTY	2,900 lb (1,315.4 kg)
WEIGHT FULL	Up to 18,000 lb (8,164.6 kg)
CAPACITY	5 - 3,000 lb (1,360.7 kg) bulk bags

SUPPORT CENTER

 [Transporting Video](#)

 [Loading Video](#)

 [Operation Video](#)

 [Tech Data Sheet](#)

 [Operations & Safety Manual](#)

 [Material Use Guide](#)

LOAD N GO



LOAD N GO

Just Load and Go!

For mortar, colored mortar, grout, stucco, shotcrete, utility products or custom mixes, the **SPEC MIX LOAD N GO mixing system** is the ideal tool for increasing on-site mortar delivery versatility. Specifically designed as a low-profile, lightweight addition to the SPEC MIX mixing system fleet, the LOAD N GO is ideal for interior work, large residential, small commercial or a multitude of jobsite conditions. Its two-component design allows the contractor to use smaller forklifts with lower lifting height capacities. With the addition of the LOAD N GO ladder kit, the silo operates the same as the standard G7000 with a one-bulk bag capacity.

FOOTPRINT	6 ft 6 in X 7 ft 1 in (2.4 m x 2.4 m)
WEIGHT EMPTY	1,150 lb (521.6 kg)
WEIGHT FULL	5,200 lb (2358.6 kg)
CAPACITY	1 - 3,000 lb (1,360.7 kg) bulk bag

LOAD N GO ACCESSORIES



UPPER SHROUD



MIXER SHROUD

SUPPORT CENTER

 [Transporting Video](#)

 [Loading Video](#)



 [Operation Video](#)

 [Tech Data Sheet](#)

 [Operations & Safety Manual](#)

 [Material Use Guide](#)

POWER AUGER MIXING SYSTEMS



The PA1000 & PA4000 Powered, Compact Mixing Systems Go To Work on Any Jobsite

PA1000 POWER AUGER



PA1000 Maximum Mobility. Jobsite Versatility.

The [SPEC MIX PA1000 Power Auger delivery system](#) is the ultimate tool for maximizing a contractor's efficiency by increasing the mobility and versatility of the material mixing station. This low-profile unit holds one 3,000 lb (1,360.7 kg) bulk bag, and is easily loaded with a large skid steer or even a small single-stage forklift. Its base is the size of a standard pallet and weighs only 1,100 lb (498 kg) when empty.

The PA1000 system is suited for use with any size batch mixer or mixer-pump equipment. The compressed footprint makes it ideal for tight spaces, interior floor-to-floor applications, masonry fence sound walls and any site with limited space for mixing. The PA1000 optimizes productivity by placing the mixing station close to the work zone.

PA1000 ACCESSORIES



UPPER SHROUD



MIXER SHROUD

FOOTPRINT	4 ft 5 in x 5 ft (1.3 m x 1.5 m)
WEIGHT EMPTY	1,100 lb (498.9 kg)
WEIGHT FULL	4,000 lb (1,814.3 kg)
POWER SYSTEMS	13 hp gas motor with electric start. 7 hp electric motor (220v, 30 amp, single phase)

SUPPORT CENTER

 [Transporting Video](#)

 [Loading Video](#)

 [Operation Video](#)

 [Tech Data Sheet](#)

 [Operations & Safety Manual](#)

 [Material Use Guide](#)

PA4000 POWER AUGER



PA4000 Low-Profile. High Output.

The **SPEC MIX PA4000 Power Auger delivery system** is engineered for dispensing all SPEC MIX dry, preblended products. This material delivery system is built to tackle interior and exterior masonry projects of all sizes. Contractor crews of any size will maximize their efficiency, productivity and safety with the PA4000 system by increasing the mobility and versatility of the material mixing station.

This low-profile compact unit holds up to 4 bulk bags each weighing 3,000 lb (1,360.7 kg). Loading the bulk bags with equipment as small as a heavy duty skid steer or small single-stage forklift is safely and easily done from near ground level. With a footprint measuring 6 ft 1 in x 7 ft 9 in (1.9 m x 2.4 m) and weighing only 2,000 lb (907 kg) empty, the PA4000 is ideal for projects using masonry mortar, grout, stucco, shotcrete and any other preblended cementitious product from SPEC MIX, especially interior and exterior jobs with low height and weight restrictions. With optional gas or electric power, the PA4000 mixes and dispenses material quickly, consistently and safely with just the push of a button—every time!

FOOTPRINT	6 ft 1 in x 7 ft 9 in (1.9 m x 2.4 m)
WEIGHT EMPTY	2,000 lb (907.1 kg)
WEIGHT FULL	14,000 lb (6,350.2 kg)
POWER SYSTEMS	13 hp gas motor with electric start. 7 hp electric motor (220v, 30 amp, single phase)

PA4000 ACCESSORIES



UPPER SHROUD



MIXER SHROUD

SUPPORT CENTER

 [Transporting Video](#)

 [Loading Video](#)


 [Operation Video](#)

 [Tech Data Sheet](#)

 [Operations & Safety Manual](#)

 [Material Use Guide](#)

CONTINUOUS MIXING SYSTEMS



**Achieve Higher Productivity with Less Labor,
Dust and Noise on the Most Challenging Jobsites**



D2W CONTINUOUS MIXING SYSTEM



D2W CONTINUOUS MIXER

Continuous Output. Constant Quality.

The **SPEC MIX D2W Continuous Mixer** is the ultimate SPEC MIX silo material mixing system that provides contractors the flexibility and control they need for staging and managing their product needs.

It functions like a miniature on-site batch plant that reduces labor and clean up, eliminates material waste, produces highly consistent product, and above all maximizes the productivity of any size crew. From masonry mortars, grouts, stucco and shotcrete formulas, the SPEC MIX D2W system is a contractor's ideal solution for higher production and profitability.

Specifically designed to attach to a SPEC MIX G7000 or Ten Bagger silo, this continuous power mixing auger system utilizes a unique array of specialized mixing paddles and agitators. It folds and shears any preblended cementitious product to efficiently hydrate the dried aggregate and mechanically work natural air into the material for maximum workability, open time and boardlife.

The patented mixing chamber, shaft and paddles resist cement sticking to them and the preset wash-out cycle allows the SPEC MIX D2W to self-clean in 2 minutes; there is no need to disassemble the mixer. There is no sand to shovel; bags to lift and risk of back injury and certainly no trash or dust at the mixer. If the project requires colored mortar, dry-pack deck mud, coarse grout or concrete repair products, the SPEC MIX D2W will produce the product quickly and consistently—all day, every day and it's all done with the flip of a switch. With SPEC MIX you work smarter not harder!



SUPPORT CENTER

 [D2W Electric Operation Video](#)

 [Tech Data Sheet](#)

 [Operations & Safety Manual](#)

 [Material Use Guide](#)

D2W GAS POWERED HYDRAULIC DRIVE CONTINUOUS MIXING SYSTEM



D2W GAS POWERED HYDRAULIC DRIVE CONTINUOUS MIXING SYSTEM



The SPEC MIX® D2W Continuous Mixing System with **Gas Powered Hydraulic Drive** is the portable batch plant giving contractors the ability to mix large amounts of materials anywhere without needing any utilities—no electricity or pressurized water line is needed! Simply connect the D2W's hose to its pump and a 200 gallon tank of clean water, start the gas powered hydraulic drive and the D2W Continuous Mixing System is capable of producing up to 10 cubic yards of material per hour. Once the water ratio is set the D2W continuously produces highly consistent, workable product with optimal open-time.

Having your own on-site, on-demand mixing system greatly decreases labor and eliminates material waste while maximizing the efficiency, productivity and profitability of any size crew. The D2W Continuous Mixing System & Gas Powered Hydraulic Drive unit gives you control over when, where and how fast the job is completed!



SUPPORT CENTER

 [D2W Gas Powered Hydraulic Drive Video](#)

 [Tech Data Sheet](#)

 [Operations & Safety Manual](#)

 [Material Use Guide](#)

D2W WORKHORSE CONTINUOUS MIXING SYSTEM

D2W WORKHORSE Mix Dust-Free...Continuously!



The **SPEC MIX D2W Workhorse continuous mixing system** and Dust Collection accessory is powered by a standard 120V circuit so you can mix SPEC MIX products anywhere on site. Once plugged into power, connect the Workhorse to a steady water source then flip on the switch and start breaking bags of SPEC MIX products.

LARGE CAPACITY HOPPER WITH BAG BREAKER

- Ideal for large projects
- Output - up to 1 pallet / hour (over 1 yd³ / hour)
- Mixes materials w/ 3/8 in or smaller aggregate

OPTIONAL DUST COVER

- Provides Dust-Free operation
- Easy installation
- Simple connection to a standard wet/dry shop vacuum (6 gallon/6hp motor required)

COMPACT & PORTABLE

- Weighs only 210 lbs (95 kg)
- Easy to set up, easy to move

SIMPLE CONTROLS & OPERATION

- Easy to use on/off toggle switch
- Tool-free clamp for ease of assembly and disassembly
- Easy, quick cleanout and low maintenance

DURABLE-DETACHABLE CART

- Ergonomic design for safety & mobility
- Robust construction for jobsite terrain
- Large, solid, maintenance free wheels
- Detaches from mixer for easy transport

LOW POWER REQUIREMENTS

- Plug into standard 120V wall outlet
- No electrician or rewiring needed

WATER FLOW VALVE

- Set and adjust water flow
- Valve and regulator eliminates the need to measure water



SUPPORT CENTER

 [D2W Workhorse Video](#)

 [Tech Data Sheet](#)

 [Operations & Safety Manual](#)

 [Material Use Guide](#)

MIXING SYSTEM ACCESSORIES FOR DUST CONTROL



The Correct Mixing System Accessories Contribute to a Safe and Productive Work Environment

A Safe Work Environment Starts with Mixing Systems that Reduce Respirable Dust on the Jobsite.



Upper Shroud

SPEC MIX developed Engineering Controls designed to increase jobsite productivity and worker safety. Providing a safe work environment starts with our systems' ergonomically correct design and reducing exposure to respirable "nuisance" dust. The SPEC MIX Upper Shroud effectively mitigates a worker's potential interaction with dust when charging silos.

When utilized properly its unique design and construction allows for easy on-site set up and use.

AVAILABLE FOR THESE MIXING SYSTEMS:

G7000, TEN BAGGER, SPLIT SILO, LOAD N GO, PA1000, PA4000



Mixer Shroud

The SPEC MIX Mixer Shroud is a durable poly-coated hood that attaches to the silo cone and covers the batch mixer to control mixing dust emissions. The Mixer Shroud has 3 settings to adjust the height of the shroud above the batch mixer giving easy access to view the interior of the mixer.

AVAILABLE FOR THESE MIXING SYSTEMS:

G7000, TEN BAGGER, LOAD N GO, PA1000, PA4000

MIXING SYSTEMS ACCESSORIES FOR DUST CONTROL MITIGATION



Gravity System Swivel Gate & Extended Handle

The key to mitigating a worker's exposure to dust at the mixing station is to ensure the operator is positioned in a dust-free area.

The SPEC MIX® Swivel Gate and Extended Handle, when used in tandem, allow the laborer to stay clear of mixing dust by giving them a 360° radius to operate and dispense material. In addition, the Extended Handle is specially configured to further distance a worker from the mixing dust. Both the SPEC MIX G7000 & TEN BAGGER Systems are uniquely adapted for these accessories that ensure worker protection and safety.

AVAILABLE FOR THESE MIXING SYSTEMS:

G7000, TEN BAGGER



D2W WORKHORSE Dust Cover

The D2W Workhorse can be equipped with a vacuum system dust collection cover that eliminates most all mixing dust emissions. The cover is easy to install and connects to a standard wet/dry shop vacuum with a 6 gallon/6 HP motor. Once the vacuum is connected, just turn on the switch and start dispensing bags into the Workhorse hopper for dust-free mixing.

AVAILABLE FOR THIS MIXING SYSTEM:

D2W WORKHORSE

SPEC MIX PREBLENDED CONSTRUCTION MATERIALS

SPEC MIX is the leading producer of cementitious building materials that provide project designers with endless aesthetic options, engineers with proven structural integrity, and craftsmen with exceptional performance. SPEC MIX product formulations are designed and tested to rise far beyond the properties of competitive products. And when it comes to jobsite productivity, efficiency and safety, we're the team that provides contractors with mixing system solutions and materials for maximizing manpower and profitability. With SPEC MIX everybody wins!

MASONRY MORTARS



PAVING MORTARS



MASONRY GROUTS



STUCCO BASE COATS



ADHERED VENEER MORTARS



CONSTRUCTION PRODUCTS



**CONTACT YOUR LOCAL SPEC MIX REPRESENTATIVE
VISIT WWW.SPECMIX.COM
1230 EAGAN INDUSTRIAL RD, STE 160, EAGAN, MN 55121**

