

# TRIM-TEX<sup>®</sup>

DRYWALL SOLUTIONS

# 2024 / DRYWALL SOLUTIONS CATALOG

ISSUE 55



*Tear Away L Bead*

# SUPERIOR SOLUTIONS

Trim-Tex is the manufacturer of the world's strongest and most versatile line of corner beads, all produced in the USA. Made from a proprietary blend of primarily recycled vinyl materials, Trim-Tex corner beads are the most durable in their class; will never rust; and have standardized, efficient installation processes that save time and material costs.

Our interior finishing solutions have been solving problems on jobsites since 1969.

Our award-winning customer service team is available to answer your questions and assist in getting you the product you need. With same-day shipping and hundreds of products always in stock, we can help you prevent jobsite delays.

Whether you need one box or a truckload, Trim-Tex has you covered.







06 .....90° Soft Profile

08 .....90° Sharp Profile

12.....81° Closed Angle

14..... Bullnose

20..... Chamfer

22..... 2 Ways to Finish Chamfer Bead at Baseboards

24.....Reveal & Shadow Beads

26..... FAQ: Architectural Z Shadow Bead

28..... J Beads

30 ..... L Beads

32..... Made for Movement

36..... Code Compliance

38..... Case Study: Expanding Possibilities in Detroit with Expansion Beads

40 ..... Acoustical & Ceiling Beads

42..... Returns & Jambs

44 ..... Tools & Accessories

50 .....Index



Escanee aquí para  
descargar una copia del  
catálogo en español



90° Corner Bead  
(pg. 06)



Inside Corner Bead  
(pg. 10)



Bullnose Bead  
(pg. 14)



Chamfer Bead  
(pg. 20)



Reveal Bead  
(pg. 24)



F Reveal Bead  
(pg. 24)



Z Shadow Bead  
(pg. 25)



J Bead  
(pg. 28)



L Bead  
(pg. 30)



Tear Away™ L Bead  
(pg. 30)



Flat Tear Away™ L Bead  
(pg. 31)



093V Expansion  
(pg. 32)



Hideaway Expansion  
(pg. 33)



Deflection Bead  
(pg. 33)



Super Seal  
Tear Away™ L Bead  
(pg. 34)



Fire Gasket  
(pg. 37)



Hotrod XL™  
(pg. 37)



Flex Grid Angle  
(pg. 40)



Mud On Ceiling Bead  
(pg. 40)



Fast Cap  
(pg. 42)

# SOFT PROFILE

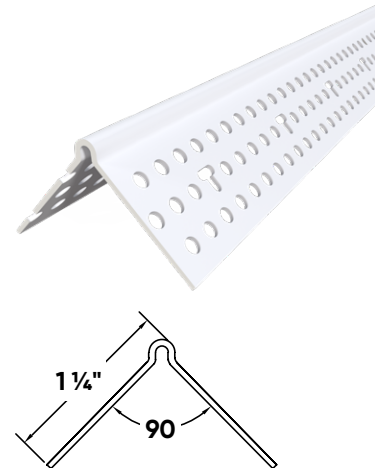
These Soft Profile corner beads – featuring a tasteful, slightly rounded corner and simple glue-and-staple installation method – are Trim-Tex’s bread and butter, giving drywall pros a smooth finish that will look pristine for years to come.



## Corner Bead and Archway

Why use vinyl corner beads? They’re more durable, more flexible and more sustainable (each Trim-Tex bead is made from at least 70% recycled materials) than their steel counterparts – and that’s just the tip of the iceberg. Trim-Tex’s standard Corner Bead & Archway is our touchstone for finishing 90-degree corners, while the bendable archway variety is the perfect choice for curved surfaces.

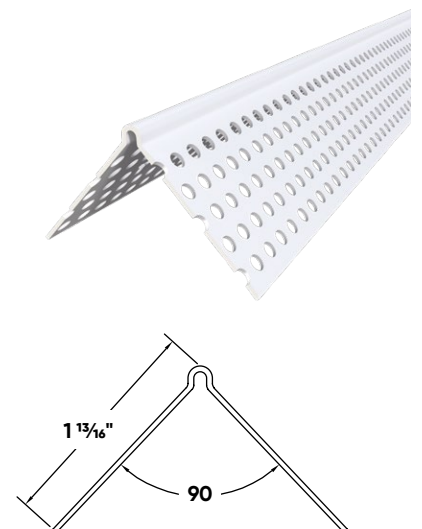
STOCK NO.	LENGTH	PCS. PER BOX
400609	6' 9"	50
4008	8'	50
4009	9'	50
4010	10'	50
4012	12'	50
<b>ARCHWAY</b>		
4110	10'	50



## Jumbo Corner Bead and Archway

Jumbo Corner Bead & Archway is a supersized tweak on our classic corner bead design, featuring a slight radius on its nose. The bead helps to prevent cracking on lofts, balconies and all bridging, with extra-wide 1 3/4" mud legs. With this single solution, you’re able to finish up to two full layers of 5/8" drywall.

STOCK NO.	LENGTH	PCS. PER BOX
J008	8'	40
J009	9'	40
J010	10'	40
<b>ARCHWAY</b>		
JA10	10'	40

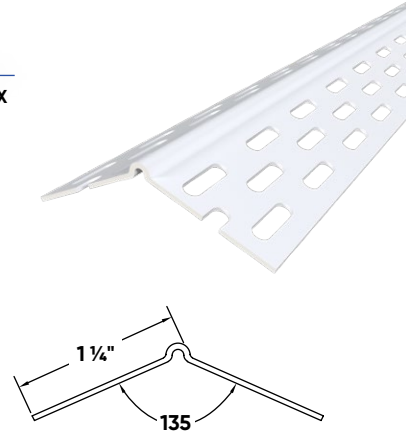




## Outside Splayed Corner Bead

Drywall finishers need to be prepared for more than just your average 90-degree corners, which makes a box or two of Splayed Corner Bead a downright necessary part of your inventory. This solution suits a range of splayed outside corner angles, from 120 degrees to 140 degrees.


STOCK NO.	LENGTH	PCS. PER BOX
4210	10'	70



## Jumbo Splayed Corner

The strength, ease of use and durability of Jumbo Corner Bead is now available for splayed outside corners, with extra-wide 1 3/4" mud legs. The bead is formed for a true 135-degree splayed outside corner, but can be adjusted in the field without any tools to fit other splayed outside angles, from 120 degrees to 140 degrees.

STOCK NO.	LENGTH	PCS. PER BOX
JS10	10'	40



# SHARP PROFILE

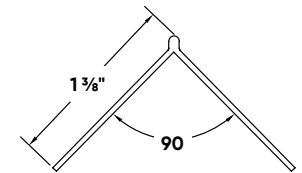
For a sharper angle that's easy on the eyes, our selection of Sharp Profile beads provide flawlessly crisp corners, with a variety of installation methods to choose from: classic glue-and-staples application, Mud Set for unmatched durability and Fast Edge® for finishing in a flash.



## Rigid Corner Bead and Archway

The Rigid Corner Bead & Archway is a variation on our standard 90-degree vinyl corner bead that requires less mud and no setback to finish. With its sharp rigid nose, this is a great choice for a level-five finish.

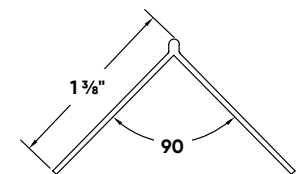
STOCK NO.	LENGTH	PCS. PER BOX
RO10LP	10'	45
<b>ARCHWAY</b>		
RA10LP	10'	45



## Mud Set Rigid Corner Bead

Mud Set Beads are the strongest and most impact-resistant corner solutions on the market, and the Mud Set Rigid Corner Bead is a great go-to choice for heavy-duty 90-degree corners, with no setback required. This extra-resilient solution also saves on labor by allowing the fill coat to be applied the same day as installation.

STOCK NO.	LENGTH	PCS. PER BOX
MSR008LP	8'	50
MSR009LP	9'	50
MSR010LP	10'	50



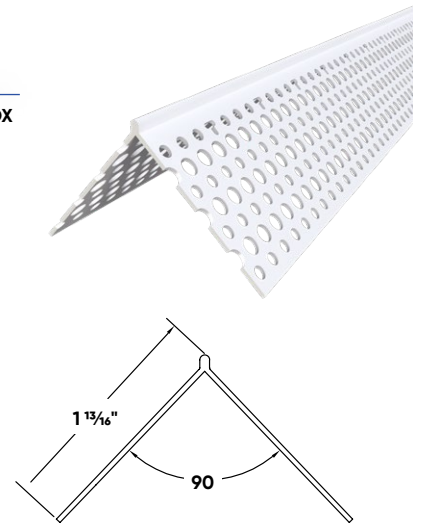




## Rigid Jumbo Corner Bead and Archway

The Rigid Jumbo Corner Bead & Archway comes equipped with extra-wide mud legs, and requires less mud and no setback to finish. With its sharp rigid nose, this is a great choice for a level-five finish in schools, hospitals, office buildings and more. Will finish up to two layers of 5/8" drywall.

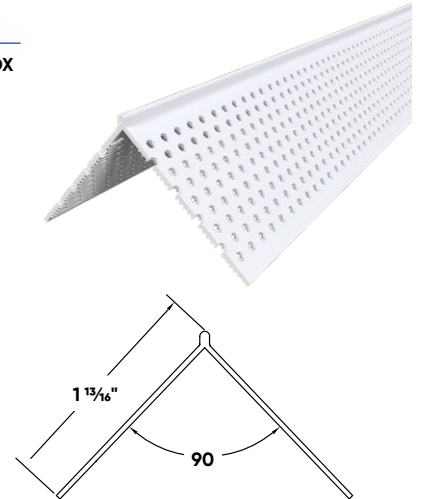
STOCK NO.	LENGTH	PCS. PER BOX
RJ10LP	10'	45
RJ10CA	10'	45
<b>ARCHWAY</b>		
RJA10LP	10'	45



## Mud Set Rigid Jumbo Corner Bead

Mud Set Beads are the strongest and most impact-resistant corner solutions on the market, and this Jumbo version of our Mud Set Rigid Corner Bead comes with extra-wide 1 3/4" mud legs for heavy-duty 90-degree corners. Ideal for a level-five finish, with no setback required, this solution easily finishes two layers of 5/8" drywall.

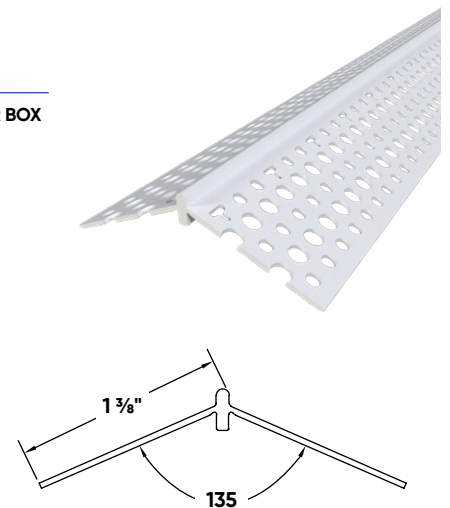
STOCK NO.	LENGTH	PCS. PER BOX
MSRJ10LP	10'	50



## Rigid Splayed Adjustable Corner Bead

The Rigid Splayed Adjustable Corner Bead is a variation on our standard splayed vinyl corner bead that requires less mud and no setback to finish. With a sharp rigid nose, its hinged design allows the bead to adjust to finish an outside corner from 115 to 155 degrees.

STOCK NO.	LENGTH	PCS. PER BOX
RS10	10'	40

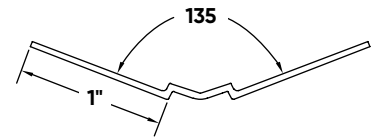




## Adjustable Inside Corner Bead

Your inside corners deserve a little more love than just taping them – our Adjustable Inside Corner Bead is designed to create inside corners that are more impact-resistant, straighter and sharper than paper tape for crisp paint lines. Its design allows the bead to adjust to finish an inside corner from 70 to 150 degrees.

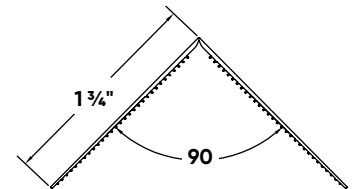

STOCK NO.	LENGTH	PCS. PER BOX
4310	10'	70



## Fast Edge®

Fast Edge features a sharp nose with no mud bump, and tapered legs to significantly reduce mud usage and drastically speed up installation. With no holes, Fast Edge cuts down installation and finishing time significantly, and the patented mud locks keep the corner held firmly in place without the need for staples or adhesives.

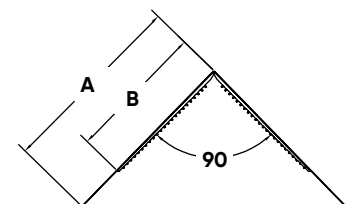
STOCK NO.	LENGTH	PCS. PER BOX
FE08	8'	50
FE10	10'	50



## Fast Edge® Paper

Made of laminated paper over a vinyl core, Fast Edge Paper's patented mud locks keep the corner bead held firmly in place without the need for staples or adhesives, and its adjustable nose allows it to conform to imperfect framing. This highly advanced bead gives you a quicker finish – while using the least amount of joint compound – over any other solution on the market.

STOCK NO.	A SIZE	B SIZE	LENGTH	PCS. PER BOX
FEP08	1 7/8"	1 3/8"	8'	50
FEP09	1 7/8"	1 3/8"	9'	50
FEP10	1 7/8"	1 3/8"	10'	50
FEP12	1 7/8"	1 3/8"	12'	50
FEP08M	1 5/8"	1 1/8"	8'	50
FEP09M	1 5/8"	1 1/8"	9'	50
FEP10M	1 5/8"	1 1/8"	10'	50
FEP12M	1 5/8"	1 1/8"	12'	50



*New!* **\*Now available in a cost-saving smaller size, which features a 13% smaller surface area, and all the same benefits.\***

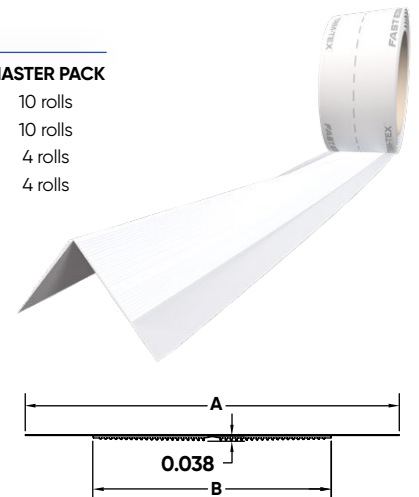
“We used Trim-Tex’s Fast Edge Roll on our latest projects and we were super impressed with the quality of this product! Not only was it easy to work with and fast to install, but it also gave us a flawless finish. (We had NO touch-ups to do on any of the ones we installed!) There was also no issues with it peeling back while drying like we’ve had with other similar products before. Plus, it will make a bad drywall job (which we all have to deal with, a little too often) turn into a masterpiece!”

- Kaila and Allison Gilbert, Gilbert Taping

## Fast Edge® Rolls

Roll with the best! Fast Edge – the next generation of corner bead, known far and wide for having the quickest installation on the market while using the least amount of mud – is now available in a convenient, highly flexible rolled form in four widths: 2.75", 3.25", 3.75" and 4.50". Tackle off-angle inside and outside corners faster than ever, while our patented mud locks featured on the bead's paper-covered vinyl core provide unmatched bond strength and durability.

STOCK NO.	A SIZE	B SIZE	LENGTH	MASTER PACK
FE275R	2.75"	1 ¾"	100'	10 rolls
FE325R	3.25"	2 ¼"	100'	10 rolls
FE375R	3.75"	2 ¾"	100'	4 rolls
FE450R	4.50"	3 ½"	100'	4 rolls



# CLOSED ANGLE

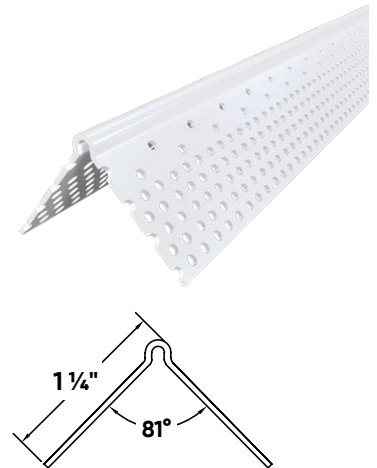
Engineered with a tighter 81-degree angle, Closed Angle Corner Beads work wonders with uneven framing. Not accustomed to vinyl materials? You'll love how Closed Angle beads behave more like metal ones, with none of metal's many drawbacks.



## Closed Angle Corner Bead

Achieve the soft, slightly rounded edge of a standard Trim-Tex Corner Bead with a tighter 81-degree angle that conquers uneven framing, and a unique hole pattern that saves you mud and time. With Closed Angle Corner Bead's more acute angle comes an increased rigidity, giving many installers the feeling of using a metal corner bead – but with all the durability of Trim-Tex's top-quality vinyl materials.

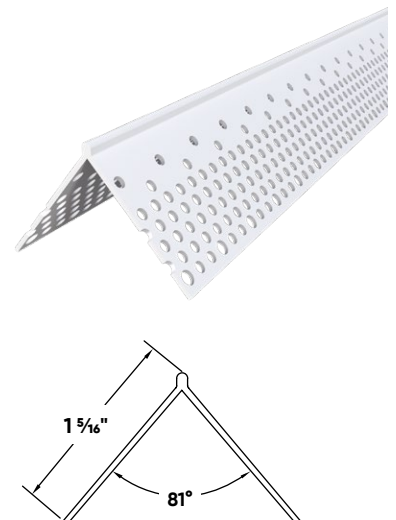
STOCK NO.	LENGTH	PCS. PER BOX
CA4008	8'	50
CA4009	9'	50
CA4010	10'	50



## Rigid Closed Angle Corner Bead

Rigid Closed Angle Corner Bead's sharp nose, mud-saving hole pattern and 81-degree angle gives drywallers the ability to easily transform warped and twisted framing into perfectly straight corners. This also makes it the perfect solution to transition from using metal corner bead to the superior vinyl materials, as its high level of rigidity means the bead behaves more like a metal bead without sacrificing durability or longevity.

STOCK NO.	LENGTH	PCS. PER BOX
CA08R	8'	50
CA09R	9'	50
CA10R	10'	50


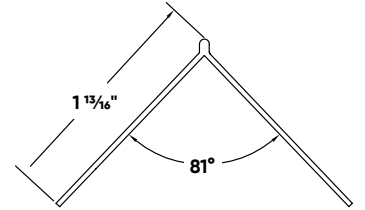





## Rigid Jumbo Closed Angle Corner Bead

This bead is an unevenly framed corner's biggest enemy – its tight, 81-degree angle and extra-wide mud legs can level out even the most warped drywall corners. Try Rigid Jumbo Closed Angle as a super-sized alternative to metal corner bead; its more acute angle means the mud legs won't buckle or flare out upon installation the way some beginners find 90-degree vinyl beads can.

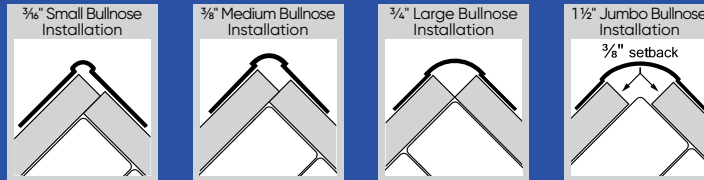
STOCK NO.	LENGTH	PCS. PER BOX
CA10RJ	10'	45



*Closed Angle Corner Bead*

# BULLNOSE

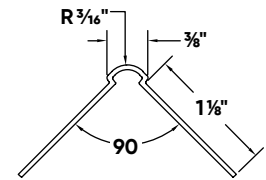

Bullnose corner beads, with their soft, rounded profiles, create striking and unmistakable details, and can spice up your interior design with a sprinkling of Southwestern flavor.



## 3/16" Small Bullnose Corner Bead

The tightly rounded profile of 3/16" Small Bullnose Corner Bead is contemporary and subtle, yet nonetheless distinct. A drywall corner outfitted with this soft edge shows that its owner has a uniquely modern sense of style, without sacrificing functionality or durability. 3/16" Small Bullnose Corner Bead is the smallest-radius Bullnose bead on the market!

STOCK NO.	LENGTH	PCS. PER BOX
31610	10'	50

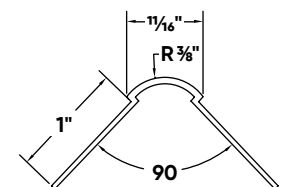


## 3/8" Medium Bullnose Corner Bead and Archway

**\*Also known as 350 Bull\***

With a stylish 3/8" radius, the medium-sized Bullnose Corner Bead provides a more subtle bullnose finish to corners and archways than its larger-radius cousins. A perfect pick for those looking for an alternative to straight 90-degree corners. Like all our Bullnose profiles, its PVC construction allows it to stand up to abuse.

STOCK NO.	LENGTH	PCS. PER BOX
35008	8'	35
35009	9'	35
35010	10'	35
<b>ARCHWAY</b>		
35020	10'	25



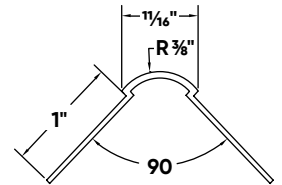


### 3/8" Medium Mud Set Bullnose Corner Bead

*\*Also known as 350 Bull\**

Mud Set Beads are the strongest and most impact-resistant corner solutions on the market, and this style offers all that durability in the form of a 3/8" Bullnose edge. This soft, rounded corner bead provides a unique style that is a safer alternative to 90-degree corner beads, great for schools and healthcare facilities.

STOCK NO.	LENGTH	PCS. PER BOX
MS35010	10'	50

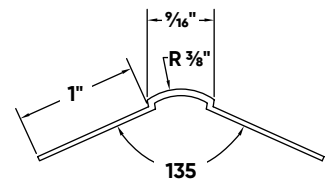


### 3/8" Medium Bullnose Splayed Corner Bead

*\*Also known as 350 Bull\**

If you need a highly protective solution for obtuse angles that's still stylish and modern, look no further – Trim-Tex's 3/8" Medium Bullnose Splayed Corner Bead is made specifically for off-angles, with a soft rounded profile that adds a contemporary flourish to any corner. This unique bead is flexible enough to accommodate most off-angle applications.

STOCK NO.	LENGTH	PCS. PER BOX
35030	10'	35

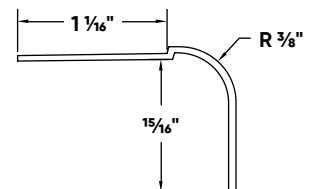


### 3/8" Medium Bullnose Kerfed Bead

*\*Also known as 350 Bull\**

A kerfed bead like this one is an ideal solution to make drywall terminations into windows and doors, providing a clean contemporary look without traditional millwork. This profile is made with a medium-sized 3/8" radius, and would work well alongside the rest of our 3/8" Medium Bullnose family to complete the look throughout any room.

STOCK NO.	LENGTH	PCS. PER BOX
35080	10'	35






## 3/8" Medium Bullnose Molded Corners & Accessories

**\*Also known as 350 Bull\***

A perfect finish doesn't always have to mean spending lots of time and money, and in areas where multiple 3/8" Medium Bullnose beads meet, these molded corners are the perfect accessories for a faster finish. Bullnose base adapters transition rounded beads to 90-degree corners for installing baseboards.

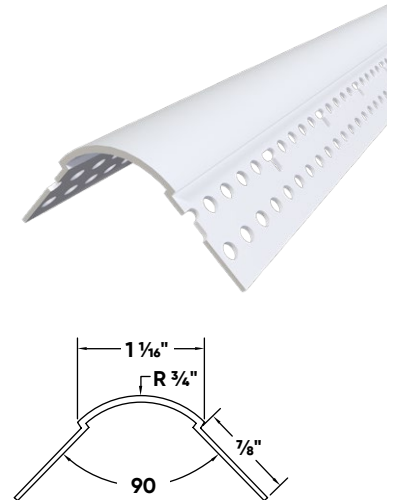
STOCK NO.	350 BULL® STYLE	PCS. PER BOX
920	2-Way Inside	50
921	Off-Angle 3-Way	50
922M	Miter Marker	10
923	3-Way	50
926	6 1/2" Base Adapter	50



## 3/4" Large Bullnose Corner Bead and Archway

With its soft, rounded profile, it's no wonder that the 3/4" Large Bullnose Corner Bead & Archway remains one of Trim-Tex's most popular corner trim designs! Whether you're looking to soften your corners for a safer recreational environment or add a traditional/southwestern look to your room, Trim-Tex offers the most complete line of 3/4"-radius Bullnose products in the industry.

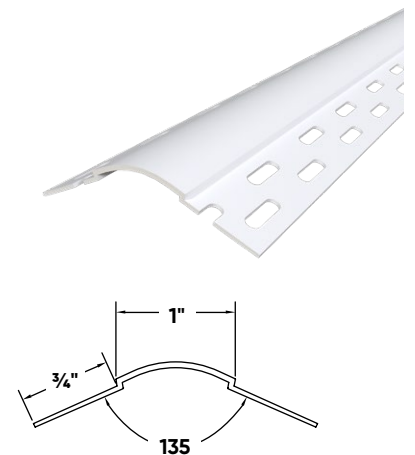
STOCK NO.	LENGTH	PCS. PER BOX
7008	8'	35
7009	9'	35
7010	10'	35
7012	12'	35
<b>ARCHWAY</b>		
7110	10'	35



## 3/4" Large Bullnose Splayed Corner Bead

With a soft, rounded profile, our 3/4" Large Bullnose Splayed Corner Bead is designed to fit off-angle 135-degree outside corners. Whether you're looking to soften your corners for a safer recreational environment or add a traditional/southwestern look to your room, you can't go wrong with this popular style.

STOCK NO.	LENGTH	PCS. PER BOX
7310	10'	35

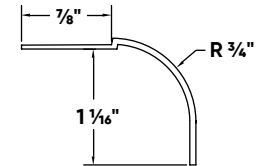




## 3/4" Large Bullnose Kerfed Bead

Doorways and windows are fantastic areas to get creative with your finish options. The leg of our 3/4" Large Bullnose Kerfed Bead can be inserted into the channel of many preformed door and window jambs to create attractive rounded encasements.


STOCK NO.	LENGTH	PCS. PER BOX
7080	10'	35



## 3/4" Large Bullnose Molded Corners & Accessories

A perfect finish doesn't always have to mean spending lots of time and money, and in areas where multiple Bullnose beads meet, these 3/4"-radius molded corners are the perfect accessories for a faster finish. Bullnose base adapters transition rounded beads to 90-degree corners for installing baseboards.

STOCK NO.	3/4" STYLE	PCS. PER BOX
903	2-Way	50
904	3-Way Outside	50
911	3-Way Off Angle	50
912	2-Way Off Angle	50
917	6 1/2" Base Adapter	50
932M	3/4" Miter Marker	10
937	6 1/2" Splayed Base Adapter	50



## 3/4" Large Bullnose Finishing and Cleaning Tools

Due to its rounded surface, a 3/4" Large Bullnose Corner Bead provides a unique finish, but can present a challenge during the mudding process. This polypropylene Bullnose Cleaning Tool is designed to allow finishers to easily wipe down compound from this bead (including its splayed version), minimizing your time spent sanding.

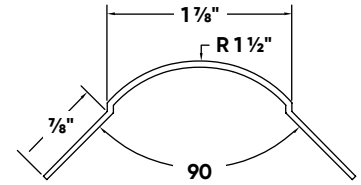
STOCK NO.	3/4" STYLE	PCS. PER BOX
928	Finishing Tool	12
929	Cleaning Tool	10



## 1 1/2" Jumbo Bullnose Corner Bead and Archway

Our largest bullnose profile creates sweeping rounded edges! Whether you're looking to soften your corners for a safer recreational environment or add a traditional/Southwestern look to your room, Trim-Tex's 1 1/2" Jumbo Bullnose Corner Bead & Archway is always a great choice to elevate a room beyond the ordinary.


STOCK NO.	LENGTH	PCS. PER BOX
7099	10'	30
ARCHWAY		
7199	10'	30



## 1 1/2" Jumbo Bullnose Molded Corners & Accessories

A perfect finish doesn't always have to mean spending lots of time and money, and in areas where multiple Bullnose beads meet, these 1 1/2"-radius molded corners are the perfect accessories for a faster finish. Bullnose base adapters transition rounded beads to 90-degree corners for installing baseboards.

STOCK NO.	1 1/2" STYLE	PCS. PER BOX
914	3-Way Outside	50
915	3-Way Inside	50
916	6 1/2" Base Adapter	35



## 1 1/2" Jumbo Bullnose Finishing Tool

Archway Bullnose Corner Bead gives you a rounded, unique finish, but can be a challenge to coat with compound. By using this finishing tool for each coat, you will wipe the bead clean and fill the bead's notched slots with mud. Suitable for both 3/4" Large and 1 1/2" Jumbo Bullnose Archway corners.

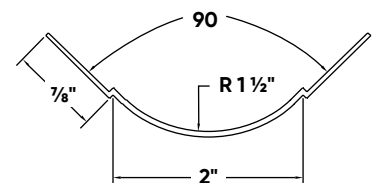
STOCK NO.	1 1/2" STYLE	PCS. PER BOX
927	Finishing Tool	5



## 1 1/2" Jumbo Bullnose Inside Corner Bead

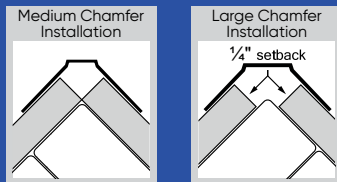
Inside corners, while not always thought of as areas where one can implement interesting design choices, present a great opportunity to add subtle flair to any room. The 1 1/2" Jumbo Bullnose Inside Corner Bead brings the soft, rounded style of our popular Bullnose family of solutions to 90-degree inside corners, for a dash of added flavor.

STOCK NO.	LENGTH	PCS. PER BOX
7066	10'	30



# CHAMFER

Bring sharp lines, soft edges and stark shadows by using Chamfer corner beads on your next project, adding a hint of elegance to every edge on which they're featured.

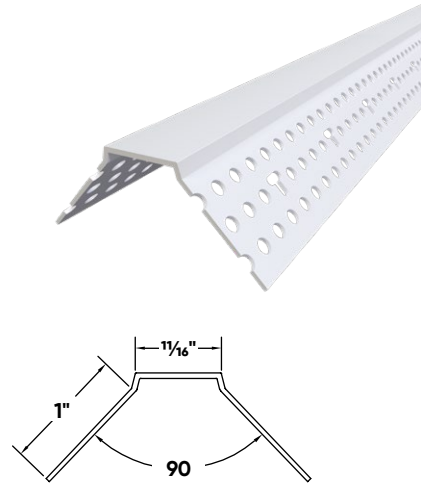


## Medium Chamfer Bead<sup>®</sup> and Archway

*\*Also known as 350 Chamfer\**

A popular style among architects, finishers and interior designers alike, Medium Chamfer Bead gives your corners a modern look with crisp lines and stark shadows. The bead's tighter, 3/4"-wide chamfered edges can soften any room, and is available in an easy-to-flex archway version to handle openings of any shape.

STOCK NO.	LENGTH	PCS. PER BOX
9608	8'	30
9609	9'	30
9610	10'	30
<b>ARCHWAY</b>		
9650	10'	30

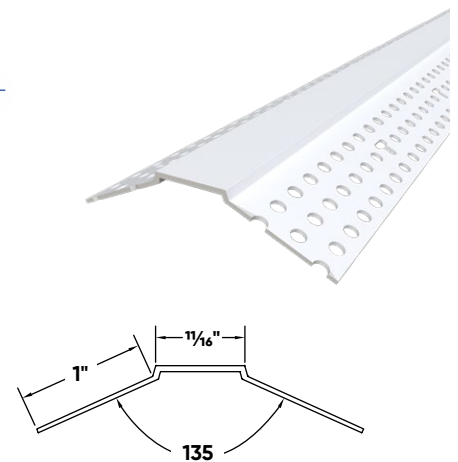


## Medium Chamfer Bead<sup>®</sup> Splayed

*\*Also known as 350 Chamfer\**

A popular style among architects, finishers and interior designers alike, Medium Chamfer Bead gives your corners a modern look with crisp lines and stark shadows. This splayed version of the bead is a stylish choice for finishing off-angles, fitting a standard 135-degree outside corner.

STOCK NO.	LENGTH	PCS. PER BOX
9670	10'	20





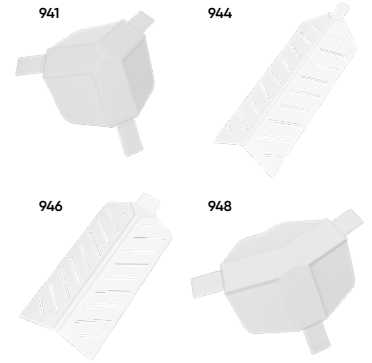
## Medium Chamfer Bead® Molded Corners & Accessories

***\*Also known as 350 Chamfer\****

A perfect finish doesn't always have to mean spending lots of time and money, and in areas where multiple Medium Chamfer beads meet, these molded corners are the perfect accessories for a faster finish. Base adapters transition Chamfer beads to 90-degree corners for installing baseboards.

STOCK NO.	350 CHAMFER STYLE	PCS. PER BOX
-----------	-------------------	--------------

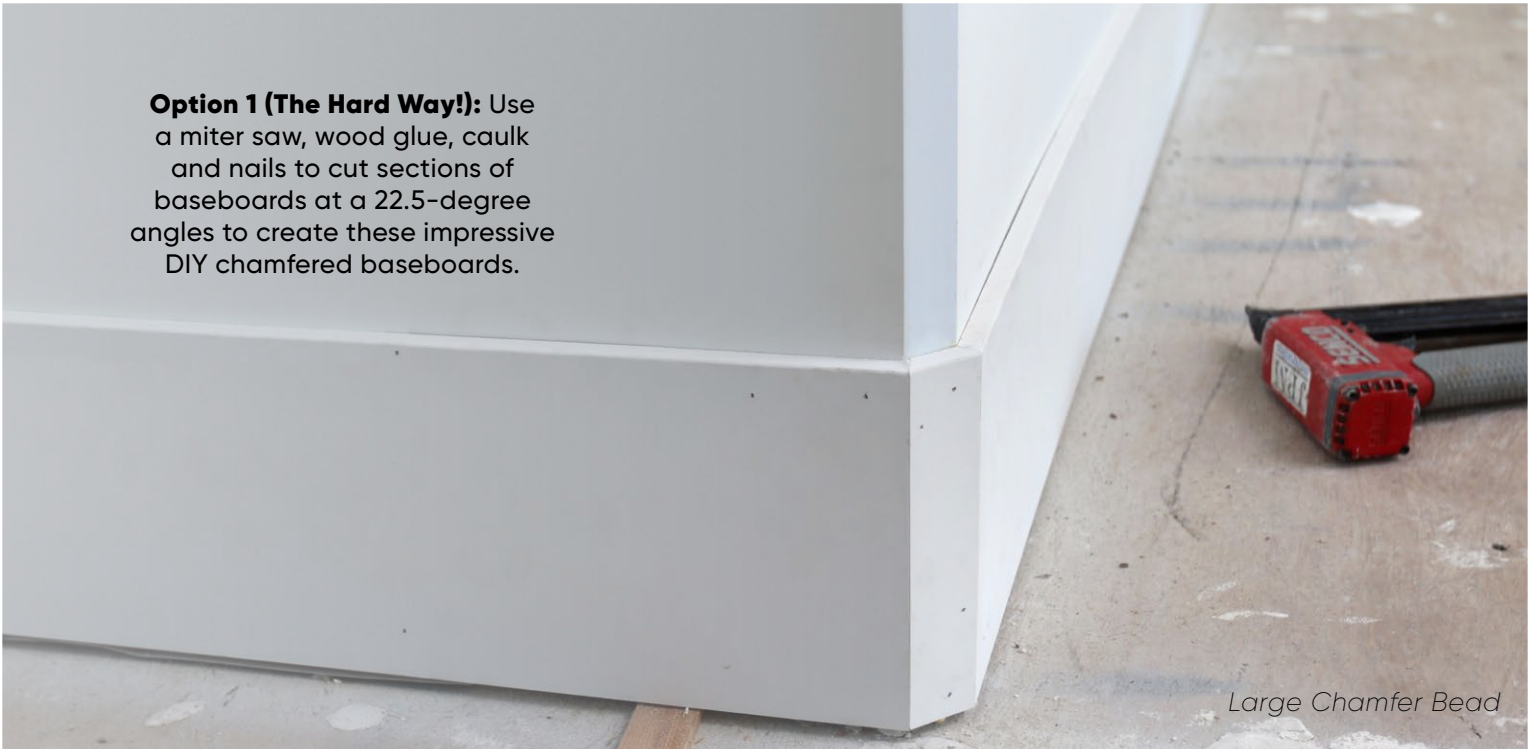
941	3-Way	50
944	6 1/2" Base Adapter	50
946	5 3/4" Splayed Base Adapter	25
948	Off-Angle 3-Way	25



*Medium Chamfer Bead and Archway*

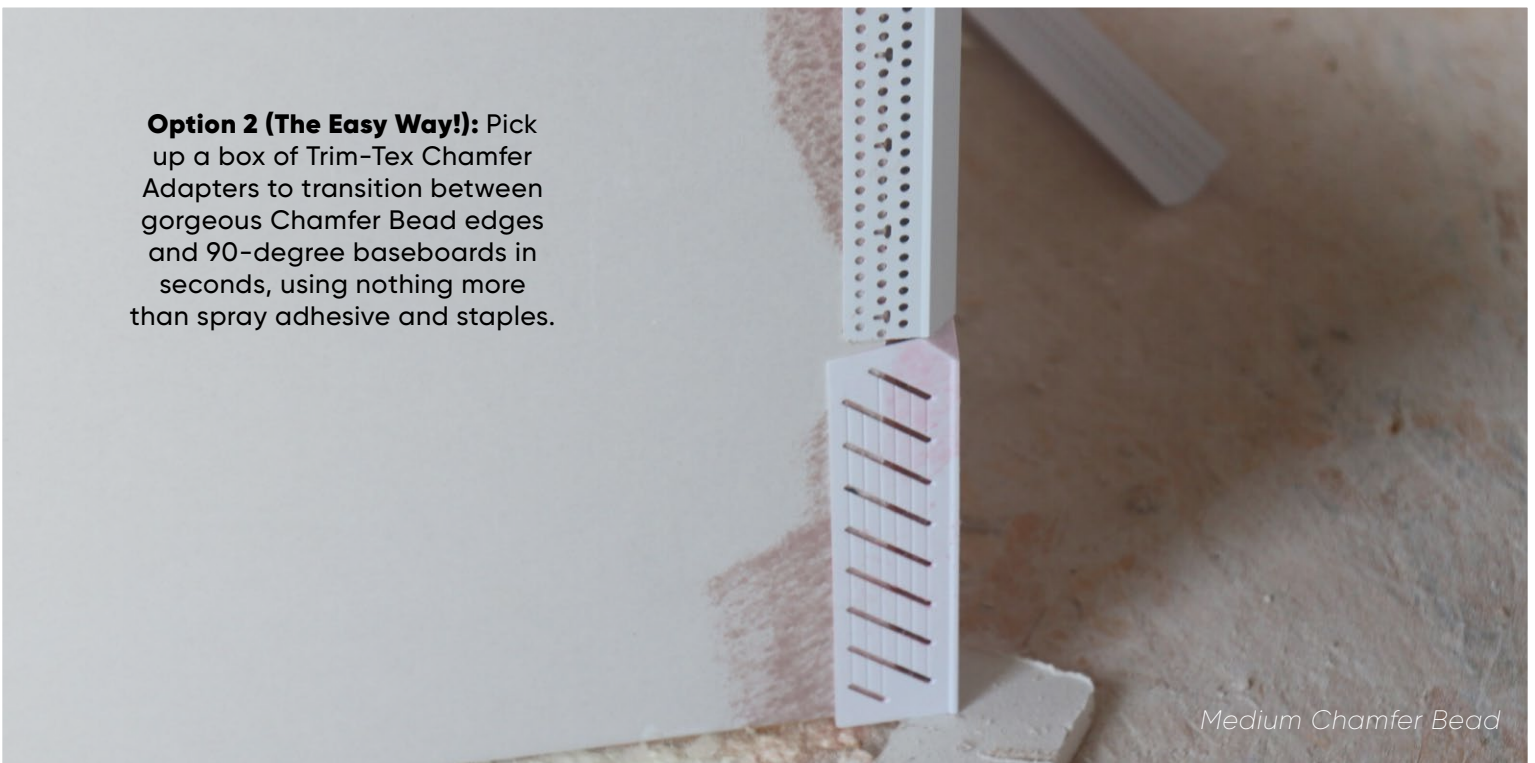
# 2 WAYS TO FINISH CHAMFER BEAD AT BASEBOARDS

**Option 1 (The Hard Way!):** Use a miter saw, wood glue, caulk and nails to cut sections of baseboards at a 22.5-degree angles to create these impressive DIY chamfered baseboards.



*Large Chamfer Bead*

**Option 2 (The Easy Way!):** Pick up a box of Trim-Tex Chamfer Adapters to transition between gorgeous Chamfer Bead edges and 90-degree baseboards in seconds, using nothing more than spray adhesive and staples.



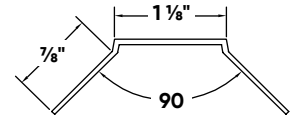

*Medium Chamfer Bead*



## Large Chamfer Bead® and Archway

A popular style among architects, finishers and interior designers alike, Large Chamfer Bead gives your corners a modern look with crisp lines and stark shadows. The bead's larger, 1 1/8"-wide chamfered edges can soften any room, and is available in an easy-to-flex archway version to handle openings of any shape.

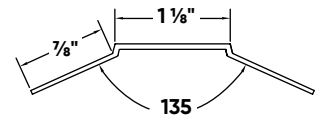
STOCK NO.	LENGTH	PCS. PER BOX
9508	8'	30
9509	9'	30
9510	10'	30
<b>ARCHWAY</b>		
9550	10'	30



## Large Chamfer Bead® Splayed

A popular style among architects, finishers and interior designers alike, Large Chamfer Bead gives your corners a modern look with crisp lines and stark shadows. This splayed version of the bead is a stylish choice for finishing off-angles, fitting a standard 135-degree outside corner.

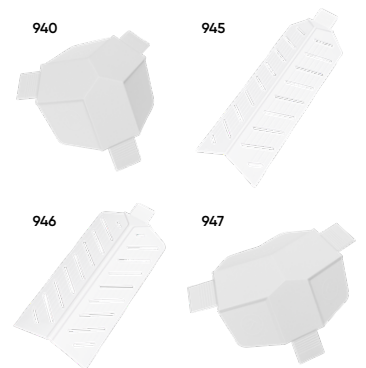
STOCK NO.	LENGTH	PCS. PER BOX
9570	10'	20



## Large Chamfer Bead® Molded Corners & Accessories

A perfect finish doesn't always have to mean spending lots of time and money, and in areas where multiple Large Chamfer beads meet, these molded corners are the perfect accessories for a faster finish. Base adapters transition Chamfer beads to 90-degree corners for installing baseboards.

STOCK NO.	CHAMFER STYLE	PCS. PER BOX
940	3-Way	50
945	6 3/4" Base Adapter	50
946	6" Splayed Base Adapter	25
947	Off-Angle 3-Way	25



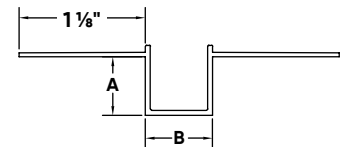
# REVEAL AND SHADOW BEADS

Feeling bold? Reveal & Shadow Beads raise the bar for modern trim designs, creating stylish reveal details for doors, windows, bare walls and other everyday essentials.

## Architectural Reveal Bead

Reveals are a great way to add interesting design elements to a bare wall – they give any room in which they're installed a sleek, modern and unique quality. Trim-Tex's Architectural Reveal Bead creates the sharpest, cleanest aesthetic reveals in drywall you can get, with  $\frac{1}{8}$ " of built-in expansion control.

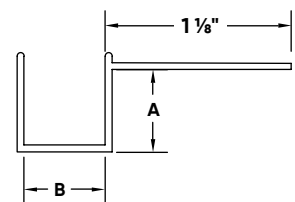
STOCK NO.	A+B SIZE	LENGTH	PCS. PER BOX
AS5150	$\frac{1}{4}$ " x $\frac{1}{4}$ "	10'	25
AS5130	$\frac{3}{8}$ " x $\frac{3}{8}$ "	10'	20
AS5110	$\frac{1}{2}$ " x $\frac{1}{2}$ "	10'	20
AS5325	$\frac{5}{8}$ " x $\frac{5}{8}$ "	10'	15
AS5310	$\frac{1}{2}$ " x 1"	10'	15



## Architectural F Reveal Bead

Architectural F Reveal Bead takes the trimless look to a whole new level, and subtly elevates everyday room details. This solution is your secret weapon for creating sharp, clean edge reveal effects when butting up to door jambs, windows and other unfinished interior architectural components.

STOCK NO.	A+B SIZE	LENGTH	PCS. PER BOX
AS8720	$\frac{3}{8}$ " x $\frac{3}{8}$ "	10'	25
AS8710	$\frac{1}{2}$ " x $\frac{1}{2}$ "	10'	25
AS8750	$\frac{5}{8}$ " x $\frac{5}{8}$ "	10'	20



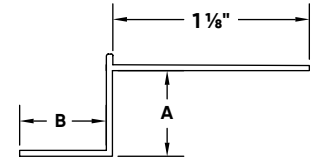




## Architectural Z Shadow Bead

Architectural Z Shadow Bead is your key to executing so many elegant drywall designs, from stylishly trimless doors to walls that appear to float above the ground. The bead creates a sharp, clean edge reveal effect when butting up to ceilings, base trim and other finished interior architectural components.

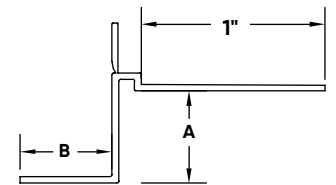
STOCK NO.	A+B SIZE	LENGTH	PCS. PER BOX
AS5410	1/2" x 1/4"	10'	50
AS5510	1/2" x 1/2"	10'	50
AS5610	1/2" x 3/4"	10'	50
AS5810	5/8" x 1/2"	10'	50
AS6010	5/8" x 5/8"	10'	50
AS5910	5/8" x 3/4"	10'	50



## Tear Away Shadow Bead and Archway with Flexible Leg

Add a dash of flavor to any room by using the Tear Away Shadow Bead & Archway to create a reveal effect when butting up to ceilings, base trims, and other finished interior architectural components. This solution features a tear-off strip to leave a clean finished edge. The archway version creates shadow effects along curved walls or soffits.

STOCK NO.	A+B SIZE	LENGTH	PCS. PER BOX
5510T	1/2" x 1/2"	10'	25
5520T	3/8" x 3/8"	10'	25
<b>ARCHWAY</b>			
5550T	3/8" x 3/8"	10'	25
5560T	1/2" x 1/2"	10'	25



## Reveals and Shadows Chart

These tables identify the minimum inside and outside radius a Shadow or Reveal bead requires to finish cleanly.

### REVEALS

STOCK NO.	A+B SIZE	INSIDE	OUTSIDE
AS5150	1/4" x 1/4"	1'	1'
AS5130	3/8" x 3/8"	1'	2'
AS5110	1/2" x 1/2"	6'	3'
AS5325	5/8" x 5/8"	9'	4'
AS5310	1/2" x 1"	9'	4'

### F REVEALS

STOCK NO.	A+B SIZE	INSIDE	OUTSIDE
AS8710	1/2" x 1/2"	7'	6'
AS8720	3/8" x 3/8"	5'	4'
AS8750	5/8" x 5/8"	9'	7'

### Z-SHADOW

STOCK NO.	A+B SIZE	INSIDE	OUTSIDE
AS5410	1/2" x 1/4"	12'	20'
AS5510	1/2" x 1/2"	12'	20'
AS5610	1/2" x 3/4"	12'	20'
AS5810	5/8" x 1/2"	20'	25'
AS6010	5/8" x 5/8"	20'	25'
AS5910	5/8" x 3/4"	20'	25'

### TEAR AWAY SHADOW

STOCK NO.	A+B SIZE	INSIDE	OUTSIDE
5550T	3/8" x 3/8"	2'	2'
5560T	1/2" x 1/2"	6'	2'

# FAQ:

## ARCHITECTURAL Z SHADOW BEAD

Every single day, we get calls and emails from drywallers tapping into their adventurous sides – they're using Trim-Tex's Architectural Z Shadow Bead to create awesome, eye-catching shadow details. Let's dig into a few of the most common questions we receive so you can get to work creating something truly unique with your drywall!

### What is Z Shadow Bead?

Z Shadow Bead is a vinyl accessory that allows you to create a reveal effect on the edge of drywall where it butts up against other components, like base trim, door frames, windows, etc. Its mud leg and two rigid vinyl flanges form a zig-zagged shape that gives the bead its name and gives you a cleaner, easier way to create recessed edges that add minimalist flair to any room.

### How do I install Z Shadow Bead?

Depending on which size bead you choose, you'll need to leave anywhere between  $\frac{1}{4}$ " and  $\frac{3}{4}$ " between the edge of your drywall sheet and the abutting architectural component. Insert the bead's vinyl flanges within that gap and install with two coats of 847 Spray Adhesive, and  $\frac{1}{2}$ " staples every six to eight inches. Finish with two to three coats of mud.

### Should I use F Reveal Bead or Z Shadow Bead around windows and doors?

Both have their advantages! While F Reveal Bead creates a stronger reveal, if your framing's not perfectly straight, it can result in slight inconsistencies. Z Shadow Bead is more forgiving when windows/door frames aren't totally even.


### How do I miter cut Z Shadow Bead?

Take a small piece of scrap drywall – use  $\frac{1}{2}$ " drywall for a  $\frac{1}{2}$ "-sized Z Shadow Bead, for example – and carefully place it behind the bead's mud leg. This way, you'll have an even width that won't bend or buckle as you cut it.

### If I'm installing Z Shadow Bead at the bottom of my wall instead of baseboard, do the floors go in first or the wall?

You can do it either way! If the ground is uneven at all, however, we'd recommend installing the flooring first before anything else to avoid an inconsistent reveal effect.

*See page 25 for more product info!*





Read warnings included with blade  
Lea las advertencias incluidas con la  
Lire les avertissements accompagnant

Max RPM: 6,000 tr/min  
ROTATION / ROTACIÓN

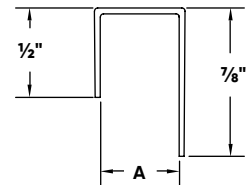

# J BEADS

Cap unfinished drywall edges quickly and easily with the J Bead, the first vinyl drywall finishing bead ever manufactured, kicking off Trim-Tex as an industry powerhouse back in 1969.

## J Bead

The bead that started it all! The world's first vinyl drywall finishing bead, this venerable profile still caps unfinished drywall with unparalleled ease – no mud required! Use this bead anywhere a finished drywall edge is called for.

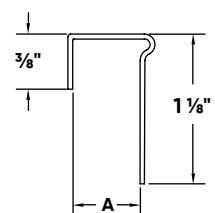

STOCK NO.	A SIZE	LENGTH	PCS. PER BOX
1010	3/8"	10'	50
1108	1/2"	8'	50
1110	1/2"	10'	50
1210	5/8"	10'	50



## Mud On J Bead

An ideal profile to transition between drywall and another surface material such as tile, glass or wood. The bead installs with adhesive spray and staples for extra strength and finishes with mud for a seamless transition.

STOCK NO.	A SIZE	LENGTH	PCS. PER BOX
1710	1/2"	10'	50
1810	5/8"	10'	50

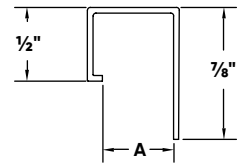





## Shadow Line J Bead

Perfect solution for capping unfinished drywall quickly and easily – no mud required! This bead has a slightly raised profile on one side that imparts a contemporary finish option.

STOCK NO.	A SIZE	LENGTH	PCS. PER BOX
1308	1/2"	8'	50
1310	1/2"	10'	50
1410	5/8"	10'	50



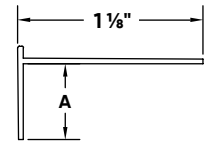

# L BEADS

Whether you're working around window returns, base trims or countless other details, you can't find a cleaner or handier solution for finishing the rough edge of drywall than these L Beads.

## Architectural L Bead and Archway

Finish the rough edge of drywall with the sharpest and cleanest L Bead on the market. The possibilities with Architectural L Bead are practically endless, from flawless window returns to intricate ceiling designs to flush baseboards. Its Archway variety is great around ductwork and piping, as well as for finishing columns, curved walls and soffits.

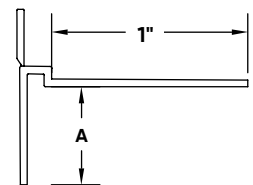
STOCK NO.	A SIZE	LENGTH	PCS. PER BOX
AS3206	3/8"	10'	80
AS3210	1/2"	10'	80
AS3310	5/8"	10'	80
AS3410	3/4"	10'	50
AS3510	1"	10'	50
AS3610	1 1/4"	10'	50
AS3650	1 1/2"	10'	50
<b>ARCHWAY</b>			
AS3266	3/8"	10'	50
AS3288	1/2"	10'	50
AS3299	5/8"	10'	50



## Tear Away® L Bead

This is the gold standard for finishing drywall around windows, doors and other essentials. Tear Away Bead features a convenient tear-off strip, which acts as a guide for your taping knife and a protective mask for mudding, resulting in smooth finished edges and far less cleanup.

STOCK NO.	A SIZE	LENGTH	PCS. PER BOX
9002	1/4"	10'	50
9004	3/8"	10'	50
9008	1/2"	8'	50
9010	1/2"	10'	50
9012	1/2"	12'	50
9110	5/8"	10'	50



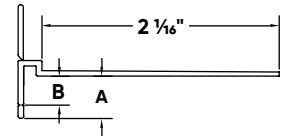


## Shower Bead

The must-have solution for finishing around showers and tubs! Shower Bead bridges gaps 2" or less between drywall and other substrates. But finishers especially love it for shower/tub enclosures because it uses significantly less mud than filling and paper-taping those sizable gaps, offering a mold-free alternative to paper in damp areas like these.

***\*Use 9358 for 1/2" drywall and 9368 for 5/8" drywall\****

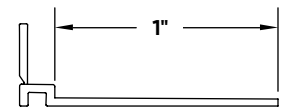
STOCK NO.	A SIZE	B SIZE	LENGTH	PCS. PER BOX
9358	3/8"	1/4"	8'	25
9368	1/2"	3/8"	8'	25



## Flat Tear Away® L Bead

For finishing around building components like windows and doors, where the drywall is sometimes butted too close to slip a return leg behind it – or when backing materials, like acoustical sealant, have been added – Flat Tear Away can be a lifesaver. Its tear-off strip serves as a protective mask to create clean finished edges.

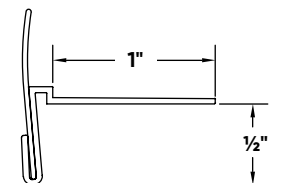
STOCK NO.	SIZE	LENGTH	PCS. PER BOX
9000	Flat	10'	50



## Pullaway® L Bead

Got a messy job that needs maximum masking protection? This bead's for you! This Pullaway L Bead creates a smooth finished edge when drywall meets another substrate. Its removable strip pulls out easily after finishing, and provides up to 1/2" of masking protection.

STOCK NO.	SIZE	LENGTH	PCS. PER BOX
3010	1/2"	10'	35



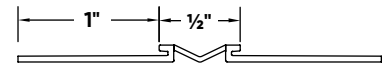
# MADE FOR MOVEMENT

Structural movement can be a finisher's worst enemy, causing cracks and costly damage – these sophisticated solutions eliminate this threat, creating faultless finishes that stand the test of time.

## Magic Corner™

For drywallers who have a lot of inside corners to finish and not a lot of time, Trim-Tex's Magic Corner Expansion Bead lives up to its name. Like magic, it installs quickly and easily, even on off-angles and vaulted ceilings. Magic Corner counteracts inside-corner cracking from structural movement, allowing up to  $\frac{3}{8}$ " in controlled movement.

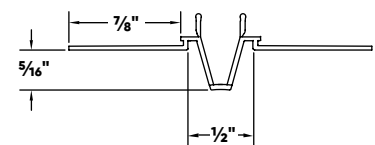
STOCK NO.	LENGTH	PCS. PER BOX
4366	10'	50
4320	200'	1 Roll



## 093V Expansion

Control joints have met their match! This bead is meticulously crafted of both rigid and flexible PVC to create a deep "V" that flexes to accommodate  $\frac{3}{8}$ " in building movement. Tear off strips make finishing easy.

STOCK NO.	LENGTH	PCS. PER BOX
093V	10'	20



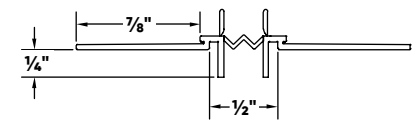




## Hideaway Expansion

This expansion bead features a shallow profile while still accommodating up to  $\frac{3}{8}$ " in building movement thanks to its rigid and flexible PVC construction. Finish is a breeze with its tear off strips. The finished result produces a very stealthy control joint.

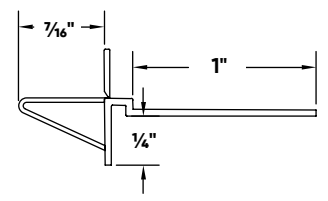
STOCK NO.	LENGTH	PCS. PER BOX
2710	10'	25



## Deflection Bead

When a wall joint is subject to the stresses of building movement, the Wall Mounted Deflection Bead is the best solution for the job. Its flexible gasket is able to form a perfect seal within the joint, compressing and expanding during deflection (up to  $\frac{7}{16}$ "), thus preventing inside corner cracking.

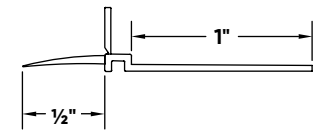
STOCK NO.	LENGTH	PCS. PER BOX
9220	10'	48



## Flat Deflection Bead

This simple solution prevents inside corner cracking when installed against a ceiling or concrete deck that may be subject to movement, to be used alongside backing materials in the head-of-wall gap for a code-compliant assembly. Its flexible gasket compresses and expands, providing protection for up to  $\frac{1}{2}$ " of deflection, while its tear-off strip leaves a clean finished edge.

STOCK NO.	LENGTH	PCS. PER BOX
9230	10'	60

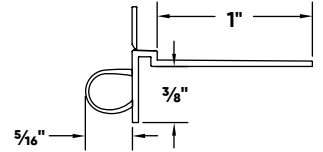




## Super Seal Tear Away® L Bead

Super Seal Tear Away possesses a flexible bubble gasket, which forms a perfect, permanent seal around windows, doors and areas where drywall butts up to concrete walls. This reduces sound transmission, replacing acoustical caulk, and provides relief from the stresses of structural movement. The attached tear-off strip acts as a protective mask for mudding.

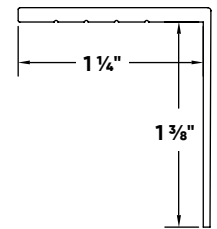
STOCK NO.	SIZE	LENGTH	PCS. PER BOX
9210	3/8"	10'	25



## Truss Backing Angle

Truss uplift can cause inside corner cracking on interior partition walls that can be costly and time-consuming to repair. Attaching your framing to Truss Backing Angle eliminates this risk entirely, allowing trusses to expand and contract independently while the drywall along your inside corners stays firmly in place.

STOCK NO.	LENGTH	PCS. PER BOX
8050	10'	25





Truss Backing Angle

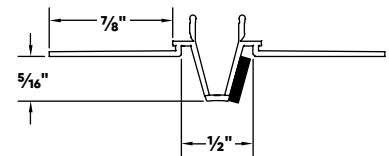
# CODE COMPLIANCE

Combining the craftsmanship of Trim-Tex's tried-and-true vinyl beads with cutting-edge firestopping and soundproofing technology, these speedy code compliance solutions blaze past unreliable sealants and sprays to chart a new path forward.

## Fire Rated 093V Expansion

Building out fire-rated control joints on wall assemblies using traditional methods is costly and time consuming. Our fire rated 093X-V expansion bead revolutionizes this process. Integrated intumescent tape is fire rated up to 2 hours, and the flexible bead accommodates up to  $\frac{3}{8}$ " in building movement.

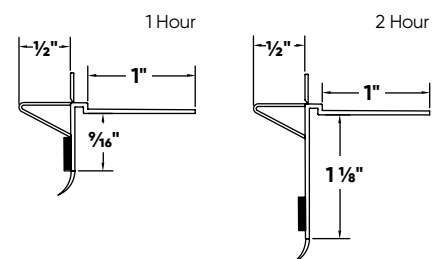

STOCK NO.	LENGTH	PCS. PER BOX
093X-V	10'	20



## Fire Bead™

Fast, simple and cost-effective, Fire Bead is the new go-to standard for firestopping in wall joints. Available in 1- and 2-hour fire ratings, Fire Bead provides protection for up to  $\frac{1}{2}$ " of building deflection with cutting-edge firestopping technology to halt the passage of smoke, fire and sound.

STOCK NO.	LENGTH	PCS. PER BOX
9250 - 1hr	10'	30
9260 - 2hr	10'	22

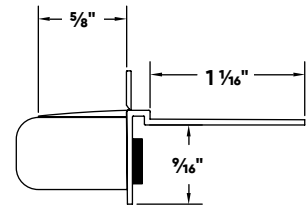




## Hotrod XL™

Hotrod XL is a powerful and versatile fire rated drywall accessory, built to slam the brakes on the passage of smoke, fire and sound. This solution combines Trim-Tex's Flat Deflection Bead with compressible foam and intumescent tape for a perfect seal along head-of-wall joints, providing a full 3/4" of building movement. Fire rated for 1 or 2 hours.

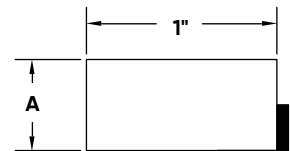

STOCK NO.	LENGTH	PCS. PER BOX
9280	10'	10



## Hotrod Type-X®

Combining compressible foam with intumescent tape that expands when exposed to intense heat, Hotrod Type-X replaces finicky fire sprays over mineral wool. Its rectangular profile is easily compressed into a deflection gap between drywall and its adjoining structure for a fast, simple firestopping solution. Now available in a convenient rolled form for easier application in less time!

STOCK NO.	SIZE	LENGTH	PCS. PER BOX
9284R	1/2" x 1"	40'	5 rolls = 200'
9285R	1" x 1"	20'	4 rolls = 80'
9284RNT	1/2" x 1"	40'	5 rolls = 200'
9285RNT	1" x 1"	20'	4 rolls = 80'

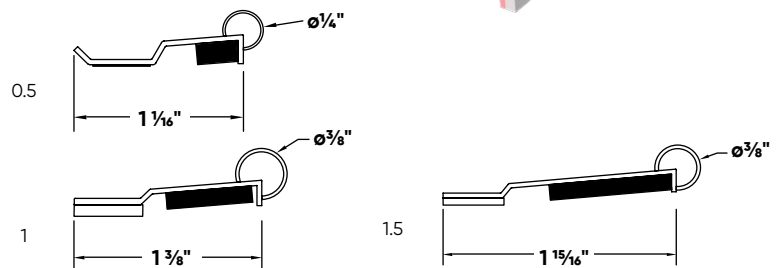



**\*Available with or without double-sided tape (NT)\***

## Fire Gasket™

Fire Gasket is the fastest firestopping solution for head-of-wall joints on the market, installing up to five times faster than traditional sealants and sprays. Fire Gasket is installed pre-drywall, and is available in three different sizes to provide a range of unencumbered movement – 0.5", 1" and 1.5".


STOCK NO.	SIZE	LENGTH	PCS. PER BOX
9265	1/2"	10'	20
9270	1"	10'	20
9275	1 1/2"	10'	20



# EXPANSION BEAD CASE STUDY: DETROIT, MI

Expanding Possibilities in Detroit with Expansion Beads

Downtown Detroit's Hudson's Site development comprises a skyscraper, a wide retail/office building and an outdoor plaza between them. In total, the development spans 1.5 million square feet across an entire city block. With both commercial and residential areas being built, this project was in need of code compliance accessories that were fast, reliable and flexible. To solve this problem, they chose Trim-Tex's 093V Expansion and Fire Rated 093X-V Expansion beads.



“THE TRIM-TEX  
PRODUCTS  
ARE SUPERIOR  
TO ANY OF  
THE OTHER  
PRODUCTS”

A control joint is required where a wall or partition runs, uninterrupted, for more than 30 feet. For the vast, open-concept spaces constructed for Hudson's Site, these control joints were required all over the place. Trim-Tex's vinyl expansion beads were selected throughout this development for a few major reasons. First, because these beads are flexible and adaptable – perfect for curved surfaces like those found in the retail building's massive circular atrium. Secondly, the Fire Rated Expansion was able to take care of both control joint and code compliance requirements in a single step, with no extra backing materials needed.

And third, for Barton Malow Drywall Finisher Mike Warner, the biggest difference between Trim-Tex's expansion beads and what he'd previously been using was their durability.

“The Trim-Tex products are superior to any of the other products,” Warner told us. “In the past, we would use the metal, which, you waste a lot of it. It kinks a lot ... [Trim-Tex's expansion bead] is definitely quicker to work with, because you're not fighting with the metal. Say you set a piece down and someone accidentally steps on it, or you drop it and it kinks it – it's pretty much garbage once it's kinked. Your product does not kink.”

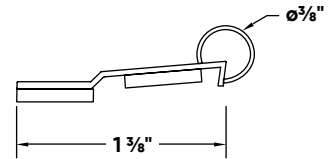
Overall, Trim-Tex's two vinyl expansions saved Barton Malow crews countless hours, labor costs and wasted materials – it just goes to show: choosing the right solution for the right job goes a long way.



## Sound Gasket™

Preventing the passage of noise through head-of-wall joints has never been easier or faster than installing Trim-Tex's Sound Gasket. This simple drywall accessory – a vinyl profile, bubble gasket (providing up to 1" of building movement) and adhesive foam – is the most advanced soundproofing solution for wall joints on the market.

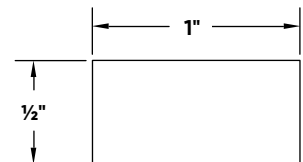

STOCK NO.	LENGTH	PCS. PER BOX
9290	10'	20



## Smoke & Sound Stop

Smoke & Sound Stop is a compressible, rectangular length of foam, providing a flexible backing for smoke and sound abatement within interior building joints. Made from fabricated open-cell polyurethane, Smoke & Sound Stop is a simple, easily installed sound-dampening solution. Not recommended for wet areas.

STOCK NO.	LENGTH	PCS. PER BOX
9286	1080'	1 Roll

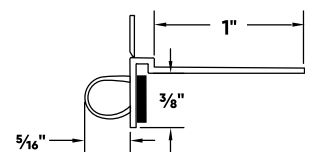



## Super Seal-X

*Coming Soon!*

Many building codes have recently evolved to include requiring firestop materials around windows/mullions. With its flexible bubble gasket, Super Seal-X – a fire rated spin on Trim-Tex's acclaimed Super Seal Tear Away® L Bead – is the cleanest, quickest way to seal off windows from the spread of fire, smoke and sound. Available in two colors, pink and black, to suit a variety of needs.

STOCK NO.	LENGTH	PCS. PER BOX
9210X	10'	25
9210XB	10'	25



**\*9210XB = Black\***

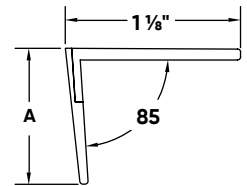
# ACOUSTICAL AND CEILING BEADS

Elevate your ability to work with ceiling tiles, getting the job done faster and easier than ever, while allowing you to shape your ceilings alongside curved wall surfaces.

## Flex Grid Angle

Acoustical tiles may be standard for commercial ceilings, but they can be limiting for designs that go beyond straight, squared walls. This is why we introduced Flex-Grid Angle, the ultimate way to easily finish acoustical ceilings terminating at curved walls or surfaces, with multiple radiuses to fit most contours.

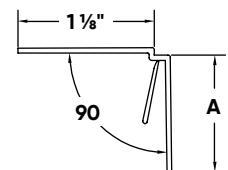

STOCK NO.	A SIZE	LENGTH	PCS. PER BOX
8158	7/8"	8'	63
8159	9/16"	8'	63



## Mud On Ceiling Bead

The Mud On Ceiling Bead makes working with drywall and drop ceilings faster and easier than ever. Use this solution wherever a new wall butts up against an existing drop ceiling, with ceiling tiles resting on its vinyl flange. The tear-off protective masking protects the visible flange from joint compound and paint for easy clean-up.

STOCK NO.	A SIZE	LENGTH	PCS. PER BOX
5010	7/8"	10'	40
5012	7/8"	12'	40
5020	9/16"	10'	40







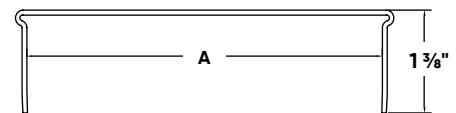

# RETURNS AND JAMBS

Finishing window returns, door jambs and rough drywall openings has never been easier thanks to these solutions. Rack up big time and material savings with these big beads!

## Fast Cap

For drywall pros searching for new ways to speed up their finishing jobs, we have the solution you're looking for: Fast Cap. Use this on doorways, wall ends, knee walls and closets to totally eliminate the need for finishing drywall faces and corner beads. 4 5/8" Fast Cap is designed for 2 x 4 wood studs only; the 4 7/8" Fast Cap can be used with wood studs or 3 5/8" metal studs. Fast Cap 3 1/2" and 3 3/4" are designed to be used with 2 1/2" metal studs.

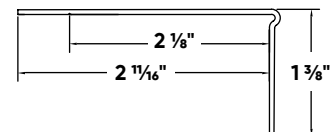

STOCK NO.	A SIZE	LENGTH	PCS. PER BOX
4410	4 5/8"	10'	10
4510	4 7/8"	10'	10
4883	3 1/2"	10'	10
4810	3 3/4"	10'	10



## Oversized L Bead

Finishing window returns can often require extra layers of drywall, lots of joint compound and a combination of corner beads. Or you can use just one solution – an Oversized L Bead. Designed to save labor and material, it features a pre-scored tear-off strip, making the bead fit two sizes in one (2 1/16" & 2 1/8").

STOCK NO.	SIZE	LENGTH	PCS. PER BOX
3611	2 1/16" & 2 1/8"	10'	30

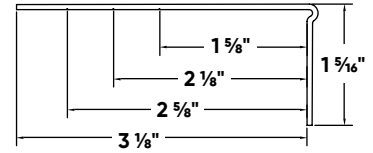





## Super L Bead and Archway

To save material and labor on larger surfaces of exposed drywall, like deep window returns, you can't beat the ease and efficiency of Super L Bead & Archway. This solution boasts a super-wide 3 1/8" return leg, and is pre-scored at 2 5/8", 2 1/8" and 1 5/8", making the bead fit four sizes in one. The archway version is great for finishing arched window returns.

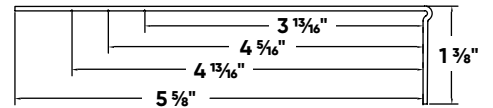
STOCK NO.	LENGTH	PCS. PER BOX
3710	10'	30
<b>ARCHWAY</b>		
3810	10'	30



## Giant L Bead and Archway

The largest vinyl L Bead you can get! Save material and labor on larger surfaces of exposed drywall, like deep window returns, with Giant L Bead & Archway. This solution boasts a giant 5 5/8" return leg and is pre-scored at 4 13/16", 4 5/16" and 3 13/16", making the bead fit four sizes in one. The archway version is great for finishing arched window returns.

STOCK NO.	LENGTH	PCS. PER BOX
3850	10'	20
<b>ARCHWAY</b>		
3860	10'	20



# TOOLS AND ACCESSORIES

From abrasives to drywall backers to access doors to installation aids, Trim-Tex has you covered, helping you execute a flawless finish on every job, every time.

## 847<sup>®</sup> Spray Adhesive

A must-have for pro drywall finishers, 847 Spray Adhesive is the key to flawlessly installing most Trim-Tex vinyl beads. A high-tack, pressure-sensitive spray, 847 is carefully formulated to provide extremely strong adhesion between vinyl beads and drywall.

STOCK NO.  
847

PCS. PER BOX  
1 case = 12 cans



## Powdered Mud-Max<sup>®</sup>

If you want to easily improve the strength and adhesive performance of all drywall joint compounds, textures and plaster products, Powdered Mud-Max is your go-to solution. A single 2.5 gallon bucket of Powdered Mud-Max is good for up to 80 standard-size buckets of joint compound.

STOCK NO.  
855

PCS. PER BOX  
14lb bucket





## Black Widow® Pro Sander

The Black Widow Pro Sander covers more surface area with less user fatigue, and no hard edges means no scuffing on inside corners. Its pole extends to 48", and its quick-change system makes this the go-to sanding tool of choice for drywall pros.


STOCK NO.	DESCRIPTION	PCS. PER BOX
540	Sander	4
540P	Sander & Pole	4



## Black Widow® Sanding Pads

Black Widow Sanding Pads are the abrasives of choice for drywall pros. Each pad's abrasive grit is bonded directly to the foam, so there's no hard edges to scuff inside corners.

STOCK NO.	GRIT	PCS. PER BOX
560-FX	Extra Fine	24 (4 packs of 6)
560-F	Fine	24 (4 packs of 6)
560-M	Medium	24 (4 packs of 6)
560-C	Coarse	24 (4 packs of 6)
560-CX	Extra Coarse	24 (4 packs of 6)



## Full Circle Sanding Tools

The Radius 360° Sanding Tool's unique round shape, die-cast aluminum head and wide pivot brackets speeds up the sanding process, allowing finishers to quickly maneuver in any direction without lifting the sanding pad. This tool is perfect for sanding large surface areas, with a variety of accessories to match any job.

STOCK NO.	STYLE	PCS. PER BOX
360	360 Sanding Tool	6
360-PWRPD	9" Power Pad	6
362	Std. Foam Repl. Pad	6
365-80	Sanding Disc 80 Grit	100
365-100	Sanding Disc 100 Grit	100
365-120	Sanding Disc 120 Grit	100
365-150	Sanding Disc 150 Grit	100
365-180	Sanding Disc 180 Grit	100
365-220	Sanding Disc 220 Grit	100
365-240	Sanding Disc 240 Grit	100
365-280	Sanding Disc 280 Grit	100





## Dual Angle Dual Grit Sanding Block

Pro drywallers handpick Trim-Tex's abrasives for a flawless finish. Our Dual Angle Sanding Block – which is 40% larger than standard blocks, measuring 5" x 3 1/4" – features two tapered edges to simplify corner sanding and two radius edges to prevent gouging and scuffing.


STOCK NO.	GRIT	PCS. PER BOX
885F	Fine/Fine	24
885F-BULK	Fine/Fine	100
885	Medium/Fine	24
885-BULK	Medium/Fine	100



## Single Angle Sanding Block

Pro drywallers handpick Trim-Tex's abrasives for a flawless finish. Our Single Angle Sanding Block – which is 40% larger than standard blocks, measuring 5" x 3 1/4" – features a steep tapered edge, designed to prevent unintentional sanding of the opposite wall. The opposite edge benefits from Trim-Tex's exclusive radius corner, which prevents scratching and gouging.

STOCK NO.	GRIT	PCS. PER BOX
888F	Fine	24
888F-BULK	Fine	100
888M	Medium	24
888M-BULK	Medium	100



## Buttboard™ Drywall Backer

Trim-Tex's solution to eliminating butt-joint bulges is a favorite among pro drywall finishers. Buttboard Drywall Backer is a uniquely engineered OSB plank that pulls back the edges of the cut end of the drywall, creating a tapered edge that requires far less time and far less joint compound to finish.

STOCK NO.	LENGTH	PCS. PER BOX
825	48"	12
826	54"	12
825S	48"	500
826S	54"	500







## Pro Series 4-in-1 Hopper

For Fast Edge®, Mud Set Beads and more, you can't find a better companion tool for a quick and painless installation than the Pro Series 4-in-1 Hopper. Includes inserts to fit a variety of profiles. Simply fill the hopper with joint compound, slide the bead through and apply it directly to the drywall – that's all there is to it!

STOCK NO.	DESCRIPTION	PCS. PER BOX
390	Hopper	1
391	Stand	1



Pro Series 4-in-1 Hopper



## Pro Series Quad Roller

Consider the Pro Series Quad Roller your magic wand for executing perfectly straight corner beads every time. Its four self-aligning wheels evenly apply pressure to the bead, with custom-built heads for flawlessly installing Fast Edge® or mud set corners. Includes a 54" aluminum pole.

STOCK NO.	DESCRIPTION	PCS. PER BOX
460	90° Mud Set	1
463	Fast Edge® Paper	1



## Pop-Out Flat Access Door

For quick access to plumbing parts, wiring or any other locations where access is required at regular intervals, a solid Flat Access Door Panel like this one is going to be crucial. Featuring a convenient pop-out door, this panel is designed to blend in with your drywall, and is created from glass fiber reinforced gypsum for increased strength. Available in rounded or squared corner styles.

STOCK NO.	SIZE	STYLE
RC-12	12" x 12"	Radius Corner
RC-16	16" x 16"	Radius Corner
RC-18	18" x 18"	Radius Corner
RC-24	24" x 24"	Radius Corner
SQ-12	12" x 12"	Square Corner
SQ-16	16" x 16"	Square Corner
SQ-18	18" x 18"	Square Corner
SQ-24	24" x 24"	Square Corner



**\*Custom sizes available. Call for quote.\***

## Hinged Flat Access Door

For quick access to plumbing parts, wiring or any other locations where access is required at regular intervals, a solid Flat Access Door Panel like this one is going to be crucial. Featuring a convenient hinged door, this panel is designed to blend in with your drywall, and is created from glass fiber reinforced gypsum for increased strength. Available in rounded or squared corner styles.

STOCK NO.	SIZE	STYLE
RCHG-12	12" x 12"	Slotted Radius Corner
RCHG-24	24" x 24"	Slotted Radius Corner
SQHG-12	12" x 12"	Slotted Square Corner
SQHG-24	24" x 24"	Slotted Square Corner



**\*Custom sizes available. Call for quote.\***



## NUMERICAL

093V Expansion.....	32
847® Spray Adhesive.....	44

## A

Adjustable Inside Corner Bead.....	10
Architectural F Reveal Bead.....	24
Architectural L Bead and Archway.....	30
Architectural Reveal Bead.....	24
Architectural Z Shadow Bead.....	25

## B

Black Widow® Pro Sander.....	45
Black Widow® Sanding Pads.....	45
Bullnose Corner Bead, 3/16" Small.....	14
Bullnose Corner Bead and Archway, 3/8" Medium.....	14
Bullnose Corner Bead, 3/8" Medium Mud Set.....	15
Bullnose Corner Bead and Archway, 3/4" Large.....	16
Bullnose Corner Bead and Archway, 1 1/2" Jumbo.....	18
Bullnose Finishing and Cleaning Tools, 3/4" Large.....	17
Bullnose Finishing Tool, 1 1/2" Jumbo.....	19
Bullnose Inside Corner Bead, 1 1/2" Jumbo.....	19
Bullnose Kerfed Bead, 3/8" Medium.....	15
Bullnose Kerfed Bead, 3/4" Large.....	17
Bullnose Molded Corners & Accessories, 3/8" Medium.....	16
Bullnose Molded Corners & Accessories, 3/4" Large.....	17
Bullnose Molded Corners & Accessories, 1 1/2" Jumbo.....	19
Bullnose Splayed Corner Bead, 3/8" Medium.....	15
Bullnose Splayed Corner Bead, 3/4" Large.....	16
Buttboard™ Drywall Backer.....	46

## C

Chamfer Bead® and Archway, Medium.....	20
Chamfer Bead® and Archway, Large.....	23
Chamfer Bead® Molded Corners & Accessories, Medium.....	21
Chamfer Bead® Molded Corners & Accessories, Large.....	23
Chamfer Bead® Splayed, Medium.....	20
Chamfer Bead® Splayed, Large.....	23
Closed Angle Corner Bead.....	12
Corner Bead and Archway.....	06

## D

Deflection Bead.....	33
Dual Angle Dual Grit Sanding Block.....	46

## F

Fast Cap.....	42
Fast Edge®.....	10
Fast Edge® Paper.....	10
Fast Edge® Rolls.....	11
Fire Bead.....	36
Fire Gasket™.....	37
Fire Rated 093V Expansion.....	36
Flat Deflection Bead.....	33
Flat Tear Away® L Bead.....	31
Flex Grid Angle.....	40
Full Circle Sanding Tools.....	45

## G

Giant L Bead and Archway.....	43
-------------------------------	----

## H

Hideaway Expansion.....	33
Hinged Flat Access Door.....	49
Hotrod Type X®.....	37
Hotrod XL™.....	37

## J

J Bead.....	28
Jumbo Corner Bead and Archway.....	06
Jumbo Splayed Corner.....	07

## M

Magic Corner™.....	32
Mud On Ceiling Bead.....	40
Mud On J Bead.....	28
Mud Set Rigid Corner Bead and Archway.....	08
Mud Set Rigid Jumbo Corner Bead.....	09

## O

Outside Splayed Corner Bead.....	07
Oversized L Bead.....	42

## P

Pop-Out Flat Access Door.....	49
Powdered Mud Max®.....	44
Pro Series 4-in-1 Hopper.....	48
Pro Series Quad Roller.....	49
Pullaway® L Bead.....	31

## R

Rigid Closed Angle Corner Bead.....	12
Rigid Corner Bead and Archway.....	08
Rigid Jumbo Closed Angle Corner Bead.....	13
Rigid Jumbo Corner Bead and Archway.....	09
Rigid Splayed Adjustable Corner Bead.....	09

## S

Shadow Line J Bead.....	29
Shower Bead.....	31
Single Angle Sanding Block.....	46
Smoke and Sound Stop.....	39
Sound Gasket™.....	39
Super L Bead and Archway.....	43
Super Seal Tear Away® L Bead.....	34
Super Seal X.....	39

## T

Tear Away® L Bead.....	30
Tear Away Shadow Bead and Archway with Flexible Leg.....	25
Truss Backing Angle.....	34

## Trademarks

---

Trim-Tex, Drywall Art, Pullaway, Tear Away, Mud Set Beads, Step a Bull, Chamfer Bead, Chamfer Stop, Chamfer 3 Way, Chamfer Marker, 350 Chamfer Bead, 350 Chamfer Arch, Magic Corner, Hideaway, 093V, Fast Cap, Mud on, Flex Grid Angle, 350 Bull, 350 Bull Arch, Miter Marker, Mud Max, Black Widow, Arch Plus, 847 are trademarks of Trim-Tex, Inc. 093X-V, Fire Bead, Fire Gasket, Sound Gasket, Hotrod Type X and Hotrod XL are trademarks of CEMCO.

## Custom Lengths & Extrusions

---

Trim-Tex offers custom size lengths of existing product on a per-order basis. Custom shapes and extrusions are also available upon request. Please contact us for a custom quote.

## Warranty

---

Trim-Tex, Inc. warrants that the products manufactured by Trim-Tex to be free from manufacturing defects when installed in accordance with the guidelines and instructions, where indicated, and in accordance to the customary and ordinary standards of the industry. Trim-Tex, Inc's sole responsibility shall be for the replacement of product only when it has been determined by Trim-Tex, Inc. that the product was defective as a result of manufacturing and not as a result of improper installation or handling. Trim-Tex assumed no liability or responsibility for any direct, indirect or consequential damages that may arise from the use of any product manufactured by Trim-Tex. Trim-Tex assumes no responsibility for any defective product not manufactured by Trim-Tex in which a product of Trim-Tex is attached to or made a part of said product. Neither Trim-Tex, its officers, agents or employees have the authority to make any other warranty either orally or in writing.



Drywall isn't finished without **us.**

3700 W Pratt Ave • Lincolnwood, IL 60712  
(800) 874-2333 • [info@trim-tex.com](mailto:info@trim-tex.com) • [trim-tex.com](http://trim-tex.com)