



**SPECIALTY CEILING
SYSTEMS**
USG CELEBRATION™
CANOPIES

SYSTEM GUIDE



IT'S YOUR WORLD. BUILD IT.®

Computer Generated

SPECIALTY CEILING SYSTEMS

USG CELEBRATION™ CANOPIES

SYSTEM GUIDE

INTRODUCTION

SYSTEM DESIGN

FOR MORE INFORMATION

USG Celebration™ Canopies are decorative metal ceiling clouds offered in convenient, ready-to-install units. Celebration Canopies allow you to create a custom look, provide acoustical absorption, accentuate an area or make a unique design statement. The canopies and suspension components are pre-assembled and packaged for easy installation.

3	System Overview
4	Sizes
6	Components
7	Assembly
8	Finishes
9	Perforations
10	Acoustical Performance Data
12	Product Identification System

Technical Service

800 USG.4YOU (874-4968)

Website

usg.com or cgcinc.com

SYSTEM OVERVIEW

USG Celebration™ Canopies allow you to enhance the acoustics in your space while giving you the flexibility to express your design creativity. With numerous finish and perforations options, Celebration™ Canopies can be grouped and spaced to create dramatic design statements. Available with sound-absorbing backer with absorption from both the front and back surfaces, Celebration™ Canopies can significantly diminish background noise improving speech intelligibility.

FEATURES AND BENEFITS

- Aluminum panels provide a monolithic appearance.
- Durable and easy to maintain.
- Shipped pre-assembled, ready for easy and fast installation.
- Specially engineered hardware allows for simple suspension.
- Exceptional noise reduction with absorption from both the front and back of the panels.
- High light reflective finish (LR-0.93) for Blanco Mat (4182).
- Integral return edge requires no finish trim.
- Concealed suspension components with no visible hardware.
- Innovative connection options allow for grouped and ungrouped designs.
- Unconstrained by a linked suspension system to allow freedom of assembly and alignment.

APPLICATIONS

All interior general use areas.

SIZES

24"x 24"	24"x 60"	24"x 96"	30"x 60"	48"x 60"
24"x 48"	24"x 72"	30"x 30"	48"x 48"	

MATERIALS AND FINISHES

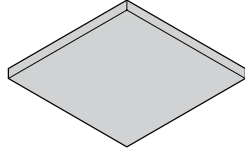
Aluminum panels: painted, anodized or wood tone.



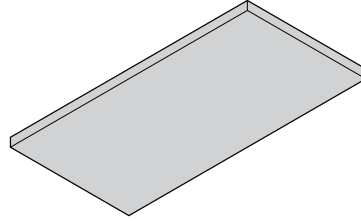
PANEL SIZES

PANEL SIZES

24 in. x 24 in.

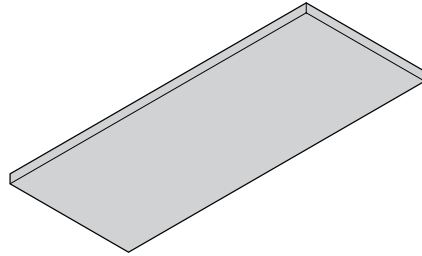


24 in. x 48 in.

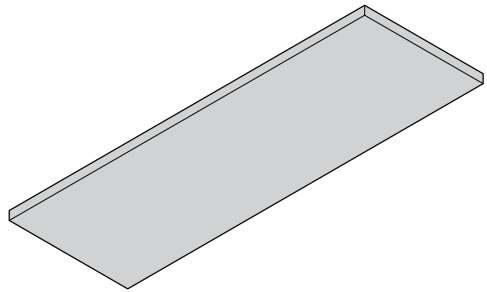


PERFORATED PANS

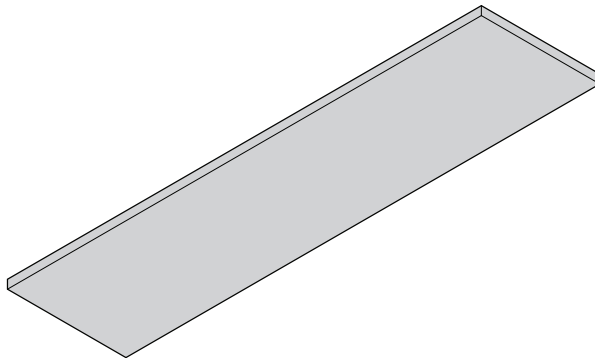
24 in. x 60 in.



24 in. x 72 in.



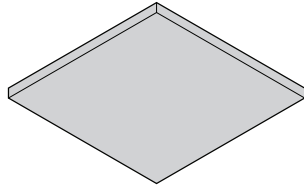
24 in. x 96 in.



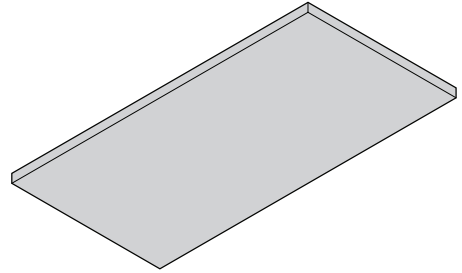
PANEL SIZES

PANEL SIZES

30 in. x 30 in.

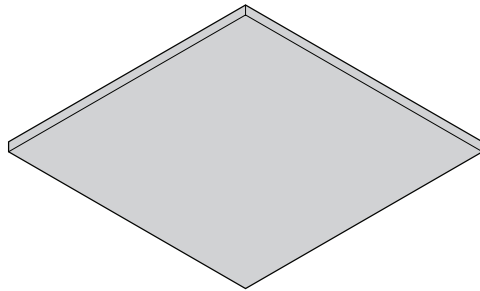


30 in. x 60 in.

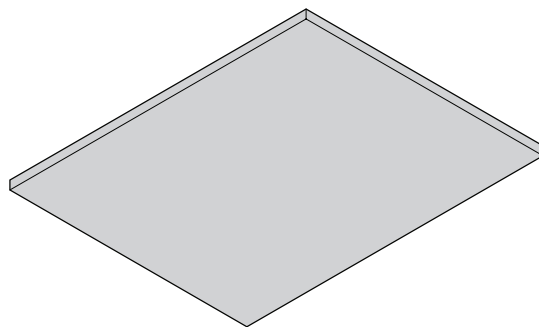


PERFORATED PANS

48 in. x 48 in.



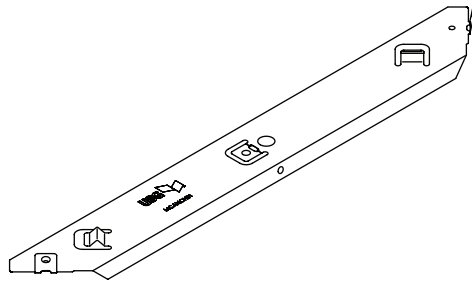
48 in. x 60 in.



COMPONENTS

COMPONENTS

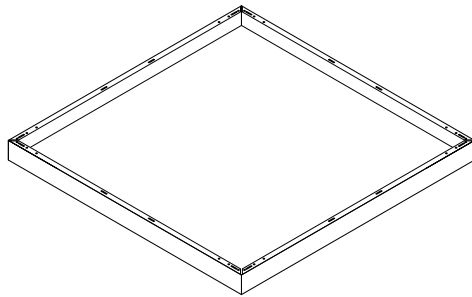
Hanger Bracket



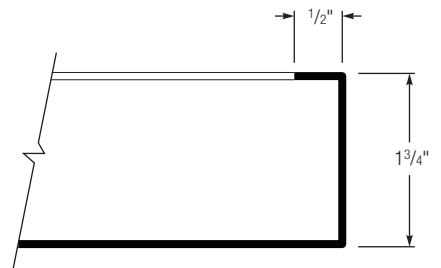
Panel Closure



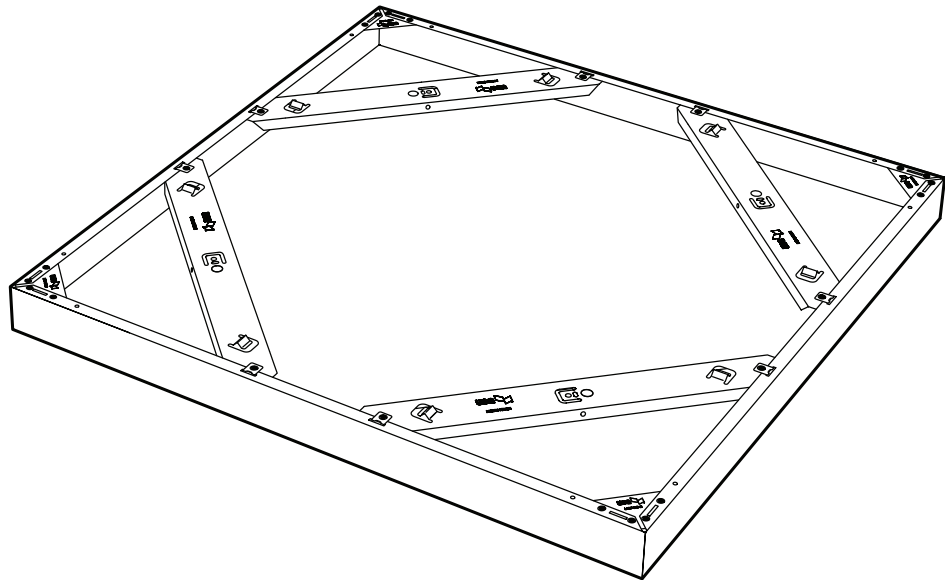
Panel



Panel Edge Section



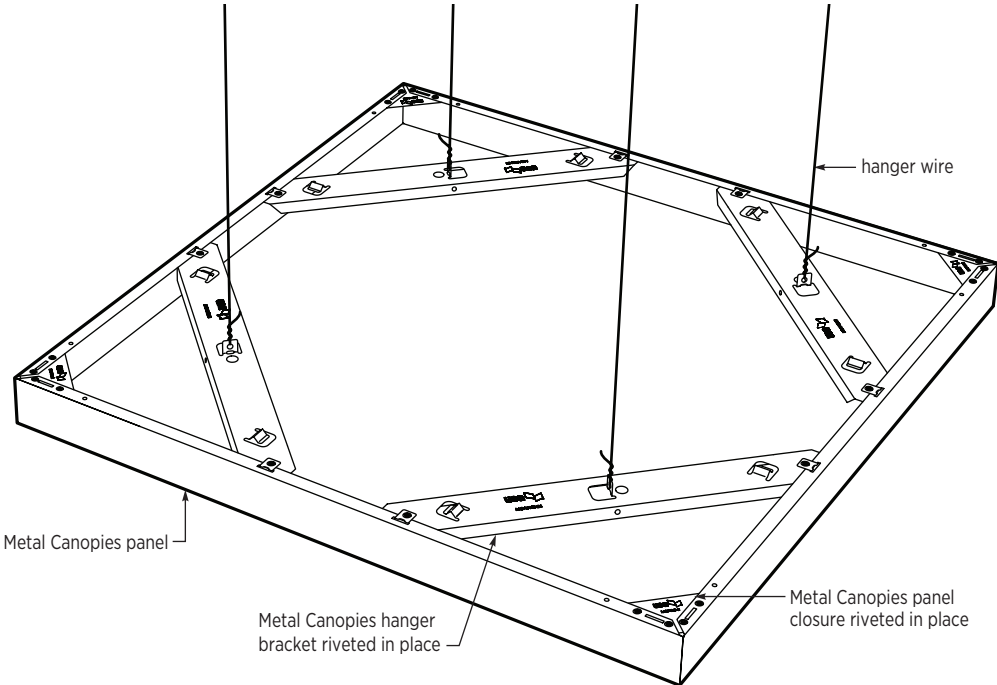
Canopies as Shipped



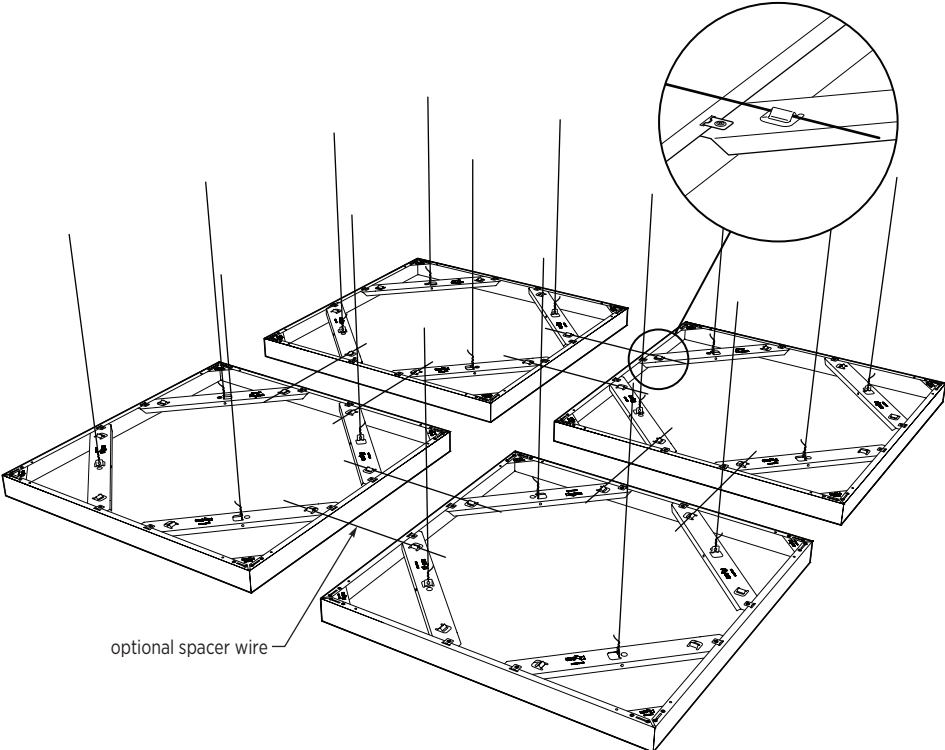
ASSEMBLY

ASSEMBLY

Perspective From Above




Grouped Installation



FINISHES

PAINTED METALS

Flat White (050)



Silver Satin (002)



Blanco Mat (4182)



ANODIZED METALS

Brushed Aluminum (PIA12)



Polished Chrome (PM61)



Satin Chrome (PM614)



WOOD TONES - TEXTURED


Beech (3810)




Dark Bamboo (3808)



Light Bamboo (3809)



Dark Cherry (3811)




Light Cherry (3812)



Maple (3813)



Red Oak (3814)



Walnut (3815)



PERFORATIONS

PERFORATIONS


Pattern Number ⁴	Perforation Pattern Description	Open Area % ¹	Previous Pattern
CD06305 ³⁶	Circle — 45 degrees — .0625"	5%	A062A
CD11717 ³⁶	Circle — 45 degrees — .1165"	17%	A116
CD18803	Circle — 45 degrees — .188"	3%	A188
CD25039 ³⁶	Circle — 45 degrees — .250"	39%	SD-18/A250
CS06302	Circle — 90 degrees — .0625"	2.5%	C062
CS11708 ⁶	Circle — 90 degrees — .1165"	8%	C116
CS37509	Circle — 90 degrees — .375"	9%	C375

Notes

- Open area % does not have a direct correlation to NRC Value.
- Custom and embossed perforation patterns available. Contact your USG Sales Rep.
- Frequently requested perforation.
- Perforation border size is dependent on panel type, panel size, perforation pattern and available punch tooling. Contact your USG Sales Rep. for details. **CD06305NB** can be used borderless with all panels.
- Perforation may be limited due to material thickness.
- NRC values for perforated panels with Acoustibond™ backer tested in accordance with ASTM C423 in type E400 mounting, as described in ASTM E795. Higher NRC values may be achieved with additional acoustical infill, contact your USG Sales Rep.
- NRC range estimated based on testing of panels with similar perforation pattern.
- Refer to IC425 Perforations Guide for more information.


PERFORATION PATTERNS

Pattern No. CD06305



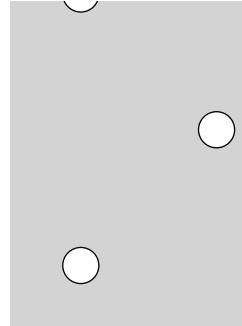
Circle— 45 degrees—.0625"
5% open area (A062A)

Pattern No. CD11717




Circle— 45 degrees—.1165"
17% open area (A116)

Pattern No. CD18803




Circle— 45 degrees—.188"
3% open area (A188)

Pattern No. CD25039




Circle— 45 degrees—.250"
39% open area (SD-18/A250)

Pattern No. CS06302



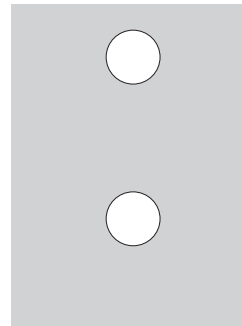
Circle— 90 degrees—.0625"
2.5% open area (C062)

Pattern No. CS11708



Circle— 90 degrees—.1165"
8% open area (C116)

Pattern No. CS37509



Circle— 90 degrees—.375"
9% open area (C375)

Notes

- Perforation patterns shown at 50% of actual size.
- Additional perforations available. Refer to IC425 for custom perforations. Contact your local USG sales representative.

ACOUSTICAL PERFORMANCE DATA

The Sabin is a unit of sound absorption. Sabins, calculated in either imperial or metric units, is the preferred metric to measure sound absorptive materials. Many surface textures in a space offer some ability to absorb sound, however, Celebration Canopies deliver high quality sound absorption because the sound is absorbed from both the front and back surfaces of the canopies. The installation of canopies in a space with large sound reflections can significantly reduce background noise and deliver favorable reverberation time enhancing speech intelligibility.

One imperial Sabin = one sq. ft. of 100% absorbing material.
One metric Sabin = one sq. m. of 100% absorbing material.

Acoustical Performance Data¹ Sabins Per Canopy

WITH ACOUSTICAL BACKER,
NO INFILL

Perforation Pattern Number	Open Area	Sabins Per Canopy ²					
		125 Hz	250 Hz	500 Hz	1000 Hz	2000 Hz	4000 Hz
CD06305 (A062A)	5%	0.28	5.03	5.22	6.54	6.84	6.04
CD11717 (A116)	17%	0.79	5.60	6.89	7.03	7.18	6.59
CD18803 (A118)	3%	0.00	3.31	3.23	3.83	4.03	3.10
CD25039 (A250)	39%	0.86	5.51	6.09	6.34	6.47	5.70
CS06302 (C062)	2.5%	0.34	3.22	3.48	4.13	4.37	3.67
CS11708 (C116)	8%	0.42	4.97	6.19	6.64	6.71	5.72
CS37509 (C375)	9%	0.41	4.69	5.45	6.16	6.23	4.67

WITH ACOUSTICAL BACKER,
MARS 90 INFILL³

Perforation Pattern Number	Open Area	Sabins Per Canopy ²					
		125 Hz	250 Hz	500 Hz	1000 Hz	2000 Hz	4000 Hz
CD06305 (A062A)	5%	1.22	4.91	6.56	8.08	7.96	7.09
CD11717 (A116)	17%	0.68	4.71	6.96	9.73	9.42	9.00
CD18803 (A118)	3%	0.78	3.92	5.12	6.24	5.24	3.99
CD25039 (A250)	39%	0.71	4.80	7.20	10.86	10.39	9.68
CS06302 (C062)	2.5%	0.91	4.24	5.17	6.56	5.74	4.58
CS11708 (C116)	8%	0.85	5.26	6.82	8.91	8.37	7.28
CS37509 (C375)	9%	1.12	4.76	6.54	8.13	7.28	5.77

WITH ACOUSTICAL BACKER,
POLY BAG INFILL⁴

Perforation Pattern Number	Open Area	Sabins Per Canopy ²					
		125 Hz	250 Hz	500 Hz	1000 Hz	2000 Hz	4000 Hz
CD06305 (A062A)	5%	1.72	7.06	8.78	9.04	7.60	5.41
CD11717 (A116)	17%	2.27	8.33	9.16	10.63	8.72	6.42
CD18803 (A118)	3%	1.36	5.84	7.45	7.32	5.63	4.50
CD25039 (A250)	39%	2.55	7.99	9.31	11.13	9.18	6.25
CS06302 (C062)	2.5%	1.23	5.55	7.80	7.52	6.12	4.71
CS11708 (C116)	8%	1.30	7.28	9.27	9.40	7.51	5.74
CS37509 (C375)	9%	1.33	6.47	8.53	8.84	6.63	4.69

¹ Tested per ASTM C423, J-Mounting per ASTM E795, 12 in. airspace behind panel.
Data in imperial Sabins (sq. ft) per canopy.

For the most recent test results on a specific product, please contact your local representative.

² All tests performed with 24 in. x 48 in. canopies.

³ Mars 90 infill panels ordered and installed separately. Field cut infill panel in half and trim to fit.

⁴ Acoustical poly bag used, 1.5 in. x 2 ft. x 4 ft. 1.5 lb. density fiberglass.

ACOUSTICAL PERFORMANCE DATA

WITH ACOUSTICAL BACKER,
NO INFILL

Acoustical Performance Data¹ Sabins Per Square Foot

Perforation Pattern Number	Open Area	Sabins Per Canopy ²					
		125 Hz	250 Hz	500 Hz	1000 Hz	2000 Hz	4000 Hz
CD06305 (A062A)	5%	0.04	0.63	0.65	0.82	0.86	0.76
CD11717 (A116)	17%	0.10	0.70	0.86	0.88	0.90	0.82
CD18803 (A118)	3%	0.00	0.41	0.40	0.48	0.50	0.39
CD25039 (A250)	39%	0.11	0.69	0.76	0.79	0.81	0.71
CS06302 (C062)	2.5%	0.04	0.40	0.44	0.52	0.55	0.46
CS11708 (C116)	8%	0.05	0.62	0.77	0.83	0.84	0.71
CS37509 (C375)	9%	0.05	0.59	0.68	0.77	0.78	0.58

WITH ACOUSTICAL BACKER,
MARS 90 INFILL³

Perforation Pattern Number	Open Area	Sabins Per Canopy ²					
		125 Hz	250 Hz	500 Hz	1000 Hz	2000 Hz	4000 Hz
CD06305 (A062A)	5%	0.15	0.61	0.82	1.01	1.00	0.89
CD11717 (A116)	17%	0.09	0.59	0.87	1.22	1.18	1.13
CD18803 (A118)	3%	0.10	0.49	0.64	0.78	0.65	0.50
CD25039 (A250)	39%	0.09	0.60	0.90	1.36	1.30	1.21
CS06302 (C062)	2.5%	0.11	0.53	0.65	0.82	0.72	0.57
CS11708 (C116)	8%	0.11	0.66	0.85	1.11	1.05	0.91
CS37509 (C375)	9%	0.14	0.60	0.82	1.02	0.91	0.72

WITH ACOUSTICAL BACKER,
POLY BAG INFILL⁴

Perforation Pattern Number	Open Area	Sabins Per Canopy ²					
		125 Hz	250 Hz	500 Hz	1000 Hz	2000 Hz	4000 Hz
CD06305 (A062A)	5%	0.22	0.88	1.10	1.13	0.95	0.68
CD11717 (A116)	17%	0.28	1.04	1.14	1.33	1.09	0.80
CD18803 (A118)	3%	0.17	0.73	0.93	0.92	0.70	0.56
CD25039 (A250)	39%	0.32	1.00	1.16	1.39	1.15	0.78
CS06302 (C062)	2.5%	0.15	0.69	0.97	0.94	0.77	0.59
CS11708 (C116)	8%	0.16	0.91	1.16	1.18	0.94	0.72
CS37509 (C375)	9%	0.17	0.81	1.07	1.11	0.83	0.59

¹ Tested per ASTM C423, J-Mounting per ASTM E795, 12 in. airspace behind panel. Data in Sabins per square foot. For the most recent test results on a specific product, please contact your local representative.

² All tests performed with 24 in. x 48 in. canopies.

³ Mars 90 infill panels ordered and installed separately. Field cut infill panel in half and trim to fit..

⁴ Acoustical poly bag used, 1.5 in. x 2 ft. x 4 ft. 1.5 lb. density fiberglass.

Several factors may affect the installed acoustical performance relative to the published test results. These factors include: the size of the canopy, the number of canopies, the layout and locations of the canopies and their suspended distance from the structure. Acoustical test reports are available upon request. Please contact your local representative for acoustical test reports.

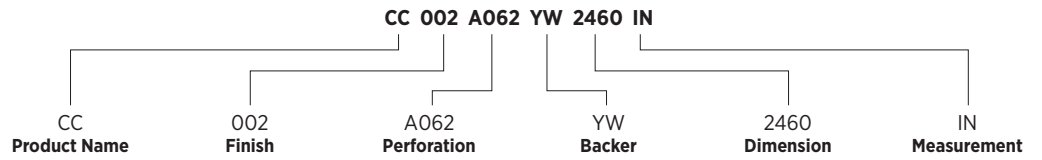
PRODUCT IDENTIFICATION SYSTEM

PRODUCT IDENTIFICATION

Example A

CC002A062YW2460IN

A 24 in. x 60 in. Celebration™ Canopy in Silver Satin, with A)62 perforation and white Acoustibond backer.



Notice regarding availability. Most canopy configurations are readily available in all markets, but there can be exceptions. Consult your local representative for details and for questions about custom configurations.

Technical Service

800 USG.4YOU

Website

usg.com

Samples/Literature E-mail

samplit@usg.com

Customer Service

800 950.3839

PRODUCT INFORMATION

Data Page: IC631

Installation Guide: IC632

See usg.com or cgcinc.com for the most up-to-date product information.

INSTALLATION

Must be installed in compliance with ASTM C636, ASTM E580, CISCA and standard industry practices, within all applicable code requirements. Alternative assemblies and installation methods may be utilized when approved by the authority having jurisdiction. USG recommends checking with the authority having jurisdiction prior to designing and installing a suspended ceiling system.

CODE COMPLIANCE

The information presented is correct to the best of our knowledge at the date of issuance. Because codes continue to evolve, check with a local official prior to designing and installing a ceiling system. Other restrictions and exemptions may apply.

NOTICE

We shall not be liable for incidental and consequential damages, directly or indirectly sustained, nor for any loss caused by application of these goods not in accordance with current printed instructions or for other than the intended use. Our liability is expressly limited to replacement of defective goods. Any claim shall be deemed waived unless made in writing to us within thirty (30) days from date it was or reasonably should have been discovered.

COLOR VARIATIONS

Some commercially acceptable color variation may occur between lots and between different size canopies of the same color.

SEISMIC APPLICATIONS

Refer to *Seismic Technical Guide, Specialty Decorative Ceilings* (SC2494) for more information on architectural components.

SAFETY FIRST!

Follow good safety/industrial hygiene practices during installation. Wear appropriate personal protective equipment. Read SDS and literature before specification and installation.

WARRANTY

One (1) year limited warranty. See *USG Ceilings Commercial Application Warranty* (SC2102) for additional details. For Canadian product needs, please contact your local sales representative.

TRADEMARK

USG Corporation or its affiliates. All rights reserved. The following are trademarks of USG Interiors, LLC or a related company: CELEBRATION, USG, IT'S YOUR WORLD BUILD IT, THE USG LOGO and related marks are trademarks of USG Interiors, LLC.

IC633/rev 7-23

© 2023, USG Corporation or its affiliates. All rights reserved.

Notice

The information in this document is subject to change without notice. CGC Inc. or USG Corp. assumes no responsibility for any errors that may inadvertently appear in this document.

Manufactured by
USG Interiors, LLC
550 West Adams Street
Chicago, IL 60661