

USG DONN® BRAND CENTRICITEE™ DXT™/DXLT™ ACOUSTICAL SUSPENSION SYSTEM

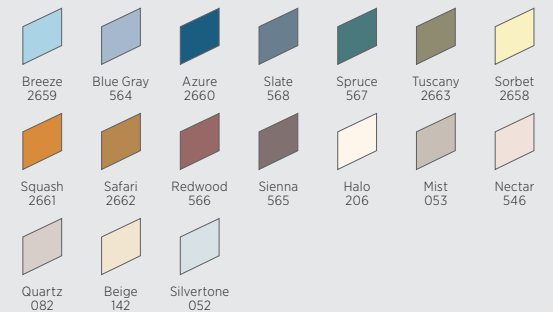
USG Donn® Brand Centricitee™
DXT™ Acoustical Suspension System/
USG Eclipse™ Acoustical Panels

TO ORDER SAMPLES, GO TO USG.COM OR CGCINC.COM


STANDARD COLORS




ADVANTAGE COLORS



PREMIUM COLORS



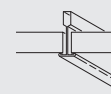
POWDER-COATED FINISH



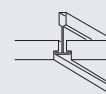
PROFILE



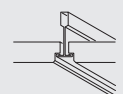
EDGE DETAIL



Square Edge



Fineline



Fineline Bevel

FEATURES AND BENEFITS

- 9/16" exposed grid provides a clean aesthetic.
- Compatible with USG Logix™ Integrated Ceiling Systems.
- Cross-tee override-ends resist twisting and ensure a finished look.
- Proprietary Quick-Release™ cross tees.
- High recycled content (HRC) available.
- Seismic installation designs validated in ICC-ES Evaluation Report ESR-1222.
- Premium and custom colors available.
- Some items available in metric sizes.
- USG Donn® Brand Centricitee™ DXT™/DXLT™ Acoustical Suspension System is part of the Ecoblueprint™ portfolio — meeting today's sustainability standards. For sustainability documentation go to USG.com or CGCInc.com.

APPLICATIONS

- Interior general-use areas
- Fire-rated interior general-use areas
- USG Logix™ Integrated Ceiling Systems

USG DONN® BRAND CENTRICITEE™ DXT™/DXLT™ ACOUSTICAL SUSPENSION SYSTEM

ORDER SAMPLES/LITERATURE
USG: usg.com or samplitt@usg.com
CGC: contact Sales Representative

TECHNICAL SERVICES
800.USG.4YOU (874-4968)

FOR MOST UP-TO-DATE
TECHNICAL INFORMATION
AND LEED REPORT TOOL
usgdesignstudio.com
cgcdesignstudio.com

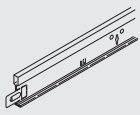


Declare® Labels on select finishes, see usg.com for more details and documentation.

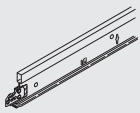
ASTM Class	Length	Height	Item No.	Fire Rating	Color ⁵	Seismic Design Category ^{1,6}		Rated Load ²	
						IBC	ICC-ES Evaluated Installation	4' Hanger Spacing	5' Hanger Spacing
Intermediate Duty	10' 3000 mm	1-1/2" 38 mm	DXT24-10	Class A	SC, AC, PC	A, C	7/8" Molding ACM7 Clip	12 lb./LF	6.3 lb./LF
	12' 3600 mm	1-1/2" 38 mm	DXT24	Class A	SC, AC, PC	A, C	7/8" Molding ACM7 Clip	12 lb./LF	6.3 lb./LF
			DXT24HRC						
Heavy Duty	12' 3600 mm	1-5/8" 42 mm	DXT26	Class A	SC, AC, PC	A, F	7/8" Molding ACM7 Clip	16 lb./LF	8.1 lb./LF
			DXT26HRC						
Main Tee	1'	1-1/2"	DXT122	Class A	SC, AC, PC				
	2' 600 mm	1-1/2" 38 mm	DXT222	Class A	SC, AC, PC				
			DXT222HRC						
			DXLT222						
	30"	1-1/2"	DXT3022	Class A	SC, AC, PC				
	4' 1200 mm	1-1/2" 38 mm	DXT422	Class A	SC, AC, PC				
			DXT424	Class A	SC, AC, PC				
			DXT424HRC						
			DXLT424						
			DXT426	Class A	SC, AC, PC				
	5'	1-1/2"	DXT524	Class A	SC, AC, PC				
	6'	1-1/2"	DXT624	Class A	SC, AC, PC				
8'	1-1/2"	DXT824	Class A	SC, AC, PC					

9/16" TEE SYSTEM^{3,4}

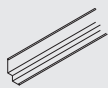
Main Tee



Cross Tee 1-1/2"^{3,4}



MOLDING²



Shadowline

Low Emissions (VOC)
CDPH 01350 v1.2-2017 compliance on select finishes, see usg.com for more details and documentation.

High Recycled Content
USG classifies High Recycled Content as greater than 50%. Total recycled content is based on product composition of postconsumer and preconsumer (postindustrial) recycled content per FTC guidelines.



Wall Angle	Length	Item No.	Color
	12' 3600 mm	M9	Flat White, Standard, Advantage, Premium
		M9HRC	Flat White, Standard, Advantage, Premium
	12'	MS125	Flat White, Standard, Advantage, Premium
		MS174	Flat White, Standard, Advantage, Premium
	12'	MS174HRC	Flat White, Standard, Advantage, Premium
		MS274	Flat White
	10'	MS274 2" shelf for seismic	Flat White

PHYSICAL DATA/ FOOTNOTES

Product literature and samples
Data sheet: AC3040, USG Logix™ system guide: IS268
USG Logix™ architectural design guide: IS287, USG Logix™ critical system dimensions: IS609, Sample: 206564

Material
Min. G30 hot-dipped galvanized steel body and cap. Baked on polyester paint or powder-coated finish.

Installation
Install according to ASTM C636, ASTM E580, CISCA and USG requirements. Alternate installation methods may be used when approved by the authority having jurisdiction.

Online tools
usgdesignstudio.com or cgcdesignstudio.com

Air diffusers
Refer to: AC272

Limitations
Refer to specific ceiling panel for limitations with square edge panels.

ICC Evaluation Service, LLC Report Compliance
For areas under ICC jurisdiction, see ICC-ES Evaluation Report ESR-1222 for allowable values and conditions of use. Reports are subject to reexamination, revision and possible cancellation. Refer to usg.com for most current version.

ASTM Load Compliance
Classified as Light, Intermediate or Heavy Duty when tested in accordance with ASTM C635.

- Notes**
- All USG main tees, cross tees and main tee-hanger wire connections meet AC 368 and ASTM E580 requirements for tension and compression strength, as tested per ASTM E3090.
 - Rated Load expressed in lb./LF based on simple span tests in accordance with ASTM E3090 with deflection limit of L/360. Duty rating is assigned based on rated load per ASTM C635.
 - Panels must be specified to be field-cut to size and field-revealed to provide as wide a lay-on edge as possible.
 - Metric sizes shown available with standard lead times. Other metric sizes available by RTQ.
 - SC = Standard Color, AC=Advantage Color, PC=Premium Color
 - Seismically tested in accordance with ASTM E3118.

Notice

The information in this document is subject to change without notice. CGC Inc. or USG Corp. assumes no responsibility for any errors that may inadvertently appear in this document.

AC3040/rev. 01-24
© 2024 USG Corporation and/or its affiliates. All rights reserved. Printed in USA

Manufactured by USG Interiors, LLC
550 West Adams Street
Chicago, IL 60661

The trademarks USG, CGC, CENTRICITEE, DONN, DXLT, DXT, ECLIPSE, ECOBLUEPRINT, FIRECODE, LOGIX, QUICK-RELEASE, IT'S YOUR WORLD. BUILD IT., the USG/CGC logo, the design elements and colors, and related marks are trademarks of USG Corporation or its affiliates.

Safety First! Follow good safety/industrial hygiene practices during installation. Wear appropriate personal protective equipment. Read SDS and literature before specification and installation.

