


USG DONN® BRAND FINELINE® DXFEV™ ACOUSTICAL SUSPENSION SYSTEM



USG Celebration™ Snap-In
Metal Panels

Rendering
©USG Corporation 2023.
All rights reserved.

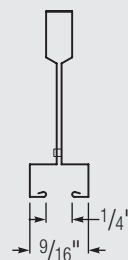
TO ORDER SAMPLES, GO TO USG.COM OR CGCINC.COM

STANDARD COLOR

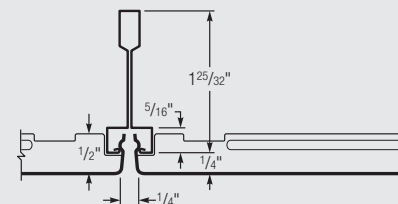


Flat White
050

PROFILE



EDGE DETAIL - CELEBRATION METAL PANEL



FEATURES AND BENEFITS

- Specially engineered suspension system to receive USG Celebration™ Metal Panels for a sleek, contemporary look.
- Wind load tested in accordance to: UL 580, UL 1897, and Miami Dade TAS 202 and 203. Refer to *Exterior Application Guide SC2561*.
- Narrow-profile, slotted grid system with G90 galvanization.
- Stainless steel Quick-Release™ clips on cross tees.
- Black reveal in the slot to create a clean and sharp aesthetic.
- ICC-ES evaluated for seismic installations (ESR-1222).
- Accepts USG Celebration™ Metal Panel Ceiling System.

APPLICATIONS

- Exterior soffits/canopies
- Parking garages
- Covered entrances

USG DONN® BRAND FINELINE® DXFEV™ ACOUSTICAL SUSPENSION SYSTEM

ORDER SAMPLES/LITERATURE
USG: usg.com or samplitt@usg.com
CGC: contact Sales Representative

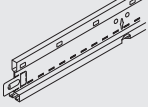
TECHNICAL SERVICES
800.USG.4YOU (874-4968)

FOR MOST UP-TO-DATE
TECHNICAL INFORMATION
AND LEED REPORT TOOL
usgdesignstudio.com
cgcdesignstudio.com

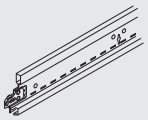
Declare. Declare® Labels on select finishes, see usg.com for more details and documentation.

9/16" TEE SYSTEM⁵

Main Tee



Cross Tee



PERIMETER MOLDING³

ACCESSORIES

PHYSICAL DATA/ FOOTNOTES

Notice

The information in this document is subject to change without notice. CGC Inc. or USG Corp. assumes no responsibility for any errors that may inadvertently appear in this document.

AC3304/rev. 10-23
© 2023 USG Corporation and/or its affiliates. All rights reserved. Printed in U.S.A.

ASTM Class	Length	Height	Item No.	Description	Fire Rating	Color	Rated Load ^{1,2}		
							4' Hanger Spacing	5' Hanger Spacing	6' Hanger Spacing
Intermediate Duty	12'	1-25/32" 45 mm	DXFEV2924	Narrow-profile, slotted grid system with G90 galvanization notched 24" o.c. cross tee hole 12" o.c.		Flat White, Black Reveal	12 lb./LF	6.6 lb./LF	3.6 lb./LF
Heavy Duty	12'	1-25/32" 45 mm	DXFEVH2924	Narrow-profile, slotted grid system with G90 galvanization notched 24" o.c. cross tee hole 12" o.c.	Class A	Flat White, Black Reveal	16 lb./LF	8.3 lb./LF	4.9 lb./LF
Intermediate Duty	12'	1-25/32" 45 mm	DXFEV2912	Narrow-profile, slotted grid system with G90 galvanization notched 12" o.c. cross tee hole 12" o.c.	Class A	Flat White, Black Reveal	12 lb./LF	6.6 lb./LF	3.6 lb./LF
Heavy Duty	12'	1-25/32" 45 mm	DXFEVH2912	Narrow-profile, slotted grid system with G90 galvanization notched 12" o.c. cross tee hole 12" o.c.	Class A	Flat White, Black Reveal	16 lb./LF	8.3 lb./LF	4.9 lb./LF
—	2'	1-25/32" 45 mm	DXFEV229	Narrow-profile, slotted grid system with G90 galvanization	Class A	Flat White, Black Reveal	—	—	—
—	4'	1-25/32" 45 mm	DXFEV429N	Narrow-profile, slotted grid system with G90 galvanization notched at midpoint both sides	Class A	Flat White, Black Reveal	—	—	—
—	6'	1-25/32" 45 mm	DXFEV629	Narrow-profile, slotted grid system with G90 galvanization	Class A	Flat White, Black Reveal	—	—	—
—	8'	1-25/32" 45 mm	DXFEV829	Narrow-profile, slotted grid system with G90 galvanization	Class A	Flat White, Black Reveal	—	—	—
Channel Molding	12'	2-3/32"	U-2 3/32	12" x 2-3/32" x 7/8" x 1-1/8" Aluminum U-Molding with G90 galvanization	—	Flat White	—	—	—
Hold-Down Clip	10"	2-3/32"	U-2 3/32HDC	10" x 11/32" x 2-3/32" x 3/4" Panel Hold-Down Clip with G90 galvanization	—	—	—	—	—
Reveal Spacer ⁴	100' roll	1/4"	CA1	Arrowhead reveal spacer (100' roll)	—	—	—	—	—

Low Emissions (VOC)
CDPH 01350 v1.2-2017 compliance on select finishes, see usg.com for more details and documentation.



Product literature and samples

Data sheet: AC3304
Exterior Applications System guide: SC2561

Material

Min. G90 hot-dipped galvanized steel body.
Baked-on polyester paint.

Installation

Install according to ASTM C636, ASTM E580, CISCA and USG requirements.
Alternate installation methods may be used when approved by the authority having jurisdiction.

Online tools

usgdesignstudio.com or cgcdesignstudio.com

ASTM Load Compliance

Classified as Light, Intermediate or Heavy Duty when tested in accordance with ASTM C635.

ICC Evaluation Service, LLC Report Compliance

For areas under ICC jurisdiction, see ICC-ES Evaluation Report ESR-1222 for allowable values and conditions of use. Reports are subject to reexamination, revision and possible cancellation. Refer to usg.com for most current version.

Notes

- All USG main tees, cross tees and main tee-hanger wire connections meet AC 368 and ASTM E580 requirements for tension and compression strength, as tested per ASTM E3090.
- Rated Load expressed in lb./LF based on simple span tests in accordance with ASTM E3090 with deflection limit of L/360. Duty rating is assigned based on rated load per ASTM C635.
- Panels must be field-cut to size at the perimeter.
- CA1 Arrowhead Reveal Spacer available in black or white.
- Metric sizes available by RTQ.

Manufactured by
USG Interiors, LLC
550 West Adams Street
Chicago, IL 60661

The trademarks USG, CGC, ASTRO, CELEBRATION, DONN, DXFEV, FINELINE, FIRECODE, QUICK-RELEASE, ZXLA, IT'S YOUR WORLD, BUILD IT, the USG/CGC logo, the design elements and colors, and related marks are trademarks of USG Corporation or its affiliates.

Safety First! Follow good safety/industrial hygiene practices during installation. Wear appropriate personal protective equipment. Read SDS and literature before specification and installation.

