

USG
Ceiling
Solutions

USG CEILING SOLUTIONS CATALOG

2024 | DIGITAL

USG Ensemble® Acoustical Drywall Ceiling
Chicago O'Hare International Airport - Terminal 5
Architect: HOK/Muller2
Photo: ©Fungi Media

USG  **CGC**
IT'S YOUR WORLD. BUILD IT.™

USG CEILINGS®
USG CEILINGS PLUS®
USG DONN® BRAND



← GATES
6-15

E5

E4

A NEW STANDARD OF SMOOTH

USG JUNO™
HIGH-NRC PANELS
95/30

Juno™ ceiling panels are the newest breakthrough addition to USG's 0.95 NRC mineral fiber collection. Combining best-in-class acoustic performance and smooth texture design with durable, encapsulated edges, Juno™ panels help create attractive and sustainable spaces.



COMING
SOON





Connecting you to valuable USG product and service resources outside this catalog.

DIGITAL RESOURCE INDEX



QUICK LINK TO DIGITAL TOOLS

- Contact a Rep
- Technical Support
- Comparison Tool
- Order a Sample
- E-University
- Ceilings Materials Estimators

ONLINE TOOLS

- Design Studio
- Revit®
- Ceiling Technix™ Revit® Plugin
- AutoCAD®
- Gypsum Handbook
- Performance Applications
- Installation Guide

ACOUSTICAL REFERENCE TOOLS

- Acoustics Matters
- Virtual Acoustic Experience
- Acoustics 101

SEISMIC CEILINGS RESOURCES

- Seismic Details
- Seismic Engineering Reports
- Seismic Submittal & Technical Guides

SUSTAINABILITY REFERENCE TOOLS

- USG Sustainability Tool
- ECOBLEUEPRINT®
- Ceiling Recycling Program
- USG 2030 Sustainability Goals



USG SUBMITTAL BUILDER

Your digital advantage to submittal preparation; USG Submittal Builder provides unprecedented access and control of document preparation.

- Quick and easy location of products and related documents
- Perform a competitor comparison directly in the submittal tool
- Combine all related documents into a single .pdf
- Add text, highlight text, draw on and save all these annotations onto the final .pdf
- With one click, move to a pre-populated shopping cart to order samples for all products used in the submittal



CEILING SYSTEM GUIDES

Celebration™ Canopies
Celebration™ and Panz® Ceilings Panels System Guide
Celebration™ Torsion Spring Ceiling Panel System Guide
Compasso™ Trim & C² Paired Channels System Guide
Curvatura™ 3D System Guide
Danoline™ Acoustical Perforated Direct Mount, Wall & Ceiling System Guide
Donn® Brand Ceiling Suspension System Catalog
Donn® Brand Rapid RTQ Service
Ensemble® System Design Guide
Ensemble® System - System Enhancements
Ensemble® System - How Does It Work
Healthcare Environments
Logix™ Integrated Ceiling System Guide
Paraline® Baffles System Guide
True® Wood Grilles System Guide
Vertical, Ceilings for Airports
Vertical, Ceilings for Cleanroom
Vertical, Ceilings for Healthcare
Wireworks™ Ceiling Panels Guide

CEILING INSPIRATION GUIDES

Ceilings Plus® LookBook
Danoline™ LookBook
Ensemble® System LookBook

CEILING FINISH GUIDES

Ceilings Color Palette Brochure
Danoline™ Acoustical Perforated Gypsum Perforation Guide
Metal Ceiling Perforation Selector Guide
Metal Ceiling Handling Guide
Real Wood and Veneer Ceiling Handling Guide
Specialty Ceiling Finish Selector Guide

VIDEOS

C² Paired Compasso™, Installation Video
Ceilings Indexed Support Bar, Installation Video
Celebration™ Canopies, Installation Video
Cloud Ceiling Suspension Brace, Installation Tips Video
Donn® Brand AdvanceSpan™, Installation Video
Donn® Brand Acoustical Suspension System Introduction Video
Ensemble® System Introduction Video
Halcyon™ Canopies, Installation Video
Logix™ Integrated Ceiling System, Installation Video
Umbra™ Direct Mount Panels, Installation Video
USG Drywall Suspension System, Installation Video
USG Mars™ High NRC/High CAC Introduction Video





Click on any product in this index to take you directly to that page.

TABLE OF CONTENTS

USG is the global leader in the manufacturing of ceiling suspension systems and a recognized innovator in the development of acoustical and gypsum panels as well as specialty ceiling systems. We believe that USG Ceiling products should not only bring visions to life, but they should also enhance and inspire those visions while reducing the building industry's impact on the environment.

USG Ceiling Solutions offers an extensive line of acoustical panels, suspension systems, integrated ceiling systems and specialty ceiling systems, and all USG Ceiling products are built to provide design freedom, easy installation and outstanding performance. USG. It's Your World. Build It.™

	Page	Page
Overview		Digital Resources
USG Specialty Ceiling Systems		
	BAFFLES	LINEAR
	18 Barz® Open Plenum Modular Acoustical System	124 Planx™ Universal Linear Metal Panel System
	20 Design Solutions - Barz® B201503	132 USG True® Wood Linear Planks
	22 Design Solutions - Barz® B103004	CURVED
	24 Design Solutions - Barz® B208008	136 Radians® Curved Metal Panel System
	26 Design Solutions - Barz® B206008	138 USG Curvatura™ 3-Dimensional Ceiling System
	28 Barz® + Brilliance™ Integrated Linear LED	OPEN CELL
	30 Design Solutions - Barz® + Brilliance™ Integrated Linear LED	142 Expanse™ Expanded Metal System
	32 Colortex™ - Barz® Acoustic Panel Solutions	144 Design Solutions - Expanse™ Expanded Metal System
	34 Design Solutions - Colortex™-Barz®	148 Beamz™ Interconnected Linear Modular Suspended Ceiling System
	36 Colortex™ Barz® + Brilliance™ PET Baffles with Integrated Lighting	150 Design Solutions - Beamz™ Interconnected Baffles and Pods
	40 Design Solutions - Colortex™-Barz® Direct Mount	154 USG Wireworks™ Open Cell Ceiling Panels
	42 Colortex™ - Blades Acoustic Panel Solutions	156 USG Gridware™ Open Cell Decorative System
	44 Design Solutions - Colortex™ Blades	WALLMOUNT
	48 USG Paralane® Baffles Linear Ceiling System	160 Wallforms™ Formed Wall Panel System
	50 USG True® Wood Grilles	162 USG Pixels® Wall Mounted Panels
	PODS	TRIM
	56 Colortex™ - Radialz™ Acoustic Panel Solutions	166 USG Compasso™ Standard Perimeter Trims
	58 Design Solutions - Colortex™ - Radialz™ Acoustic Panel Solutions	168 USG C² Paired Compasso™ Channel Accents
	62 USG Libretto® Gridless Metal System	170 USG Compasso™ Elite Perimeter Trims
	64 USG Halcyon™ Canopies Climaplus™ Performance	172 USG Compasso™ Slim Perimeter Trims
	66 USG Celebration™ Canopies	174 USG Compasso™ Elite For Drywall Extruded Perimeters Trims - Straight and Curved
	68 USG Translucents™ Canopies	176 USG Compasso™ Elite For USG Ensemble® Acoustical Drywall Ceiling System, Extruded Perimeters Trims - Straight
	70 USG Compositions® Decorative Clouds	178 USG Compasso™ Elite Transitions
	PLANES	180 USG Compasso™ Elite Perimeter Trims With Island Accent Lighting
	74 Illusions® Formed Metal Panel System	182 Compasso™ Elite Building Perimeter Systems: Curtain Pockets
	76 Design Solutions - Illusions® Formed Metal Panel System	MONOLITHIC
	78 Illusions® Formed Metal Panel System + Glow™	192 USG Ensemble® Acoustical Drywall Ceiling - Suspended System
	82 Design Solutions - Illusions® + Glow™	194 USG Ensemble® Acoustical Drywall Ceiling - Direct Mount System
	86 USG Ceilings Plus® Parti™	196 USG Ensemble® Acoustical Drywall - Direct Mount Wall System
	88 Colortex™-Trimetrix™ Acoustic Panel Solutions	198 USG Ensemble® Acoustical Drywall Ceiling - Direct Mount System, Return Air Plenum
	90 Design Solutions - Colortex™-Trimetrix™	200 USG Ensemble® Acoustical Drywall Ceiling - Curved System
	94 USG Celebration™ Snap-in Metal Panels	202 USG Danoline™ Wall and Ceiling Panels
	96 USG Celebration™ Torsion Spring System	204 Exterior - USG products for exterior applications
	98 USG Geometrix® 3-Dimensional Metal Panels	
	100 USG Panz® Metal Panels	
	102 USG Pixels® Metal Ceiling Panels Perforated Imagery	
	104 USG Umbral™ Direct Mount Panels	
	106 USG Heradesign™ Wood Wool Panels Direct Mount Wall & Ceiling Panels	
	109 USG Heradesign™ Wood Wool Panels Lay-In Ceiling Panels	
	112 USG True® Wood Panels	
	114 USG Danoline™ Direct Mount	
	116 USG Danoline™ Lay-In Panels	
	118 USG Translucents™ Infill Panels	
	120 USG Billo™ 3-Dimensional Panels	

	Page		Page
USG Acoustical Ceiling Panels	208	USG Aspen™ Basic Acoustical Panels	268
	210	USG Astro® Acoustical Panels	272
	212	USG Clean Room™ Acoustical Panels	274
	214	USG Eclipse™/Eclipse™ High-NRC Acoustical Panels	276
	216	USG Eclipse™ Illusion™ Acoustical Panels	278
	218	USG “F” Fissured™ Basic Acoustical Panels	280
	220	USG Fissured™ Basic Acoustical Panels	282
	222	USG Frost™ Basic Acoustical Panels	284
	224	USG Frost™/USG Frost™ High-LR Acoustical Panels	286
	226	USG Glacier™ Basic Acoustical Panels	288
	228	USG Halcyon™/Halcyon™ ECO Acoustical Panels	290
	232	USG Halcyon™ Healthcare	292
	234	USG Halcyon™ Logix™ Acoustical Panels	294
	238	USG Halcyon™ Planks and Large Size Acoustical Panels	296
	240	USG Juno™ Acoustical Panels	298
	242	USG Ceilings® Kitchen Lay-In Panel	300
	244	USG Mars™ Acoustical Panels	302
	246	USG Mars™ Healthcare Acoustical Panels	304
	250	USG Mars™ High-NRC/High-CAC Acoustical Panels	306
	254	USG Mars™/Mars™ High-NRC Logix™ Acoustical Panels	308
USG Logix™ Integrated Ceiling System	310	USG Logix™ Introduction	
	312	USG Logix™ Suspension Systems, Accessories, USG Panz® Metal Panels and Connector Panels	
USG Suspension Systems	324	USG Donn® Brand DX®/DXL™ Acoustical Suspension System	346
	326	USG Donn® Brand DX®/DXL™ Concealed Acoustical Suspension System	348
	328	USG Donn® Brand DXW™ Acoustical Suspension System	350
	330	USG Donn® Brand Centricitee™ DXT™/DXLT™ Acoustical Suspension System	352
	332	USG Donn® Brand Finline® DXF™/DXLF™ Acoustical Suspension System	354
	336	USG Donn® Brand Finline® 1/8 DXFF™ Acoustical Suspension System	358
	338	USG Donn® Brand Identitee® DXI™ Acoustical Suspension System	362
	342	USG Donn® Brand AX™/AXCE™ Acoustical Suspension System	364
	344	USG Donn® Brand CE™ Acoustical Suspension System	368
			370
			372
Additional Resources	386	Balanced Acoustics	431
	388	USG Acoustical Data	434
	390	Acoustical Panel Packaging Data	438
	412	Suspension System Packaging Data	439
	417	System Interface	444
	421	Parti™- Pixels®	
422	Metal Perforations		
		431	
		434	
		438	
		439	
		444	



USG Ceilings Plus® Illusions® Metal Panel Ceiling System
Finish: Blanco Mat®, Custom Perforation
105 W First Street
Architect: Payette & Associates
Photo: ©Peter Gumaskas





USG Ceilings Plus® Illusions® Metal Panel Ceiling System
+ USG Ceilings Plus® Wallforms™ Metal Panel Wall System
Finish: Sarante® Red Birch, Perforation: SD-08
Summit Healthcare
Architect: Gensler
Photo: ©Tom Sibley, courtesy of Gensler





USG Pixels® Metal Ceiling Panels
Finish: Silver Satin
Heartline - Pearl District
Architect: Mithun - Seattle
Photo: ©Kevin Scott




USG Ceilings Plus® Illusions® Metal Panel Ceiling System
+ USG Ceilings Plus® Parti™ Custom Perforation
Finish: Ultra White
Chicago O'Hare International Airport - Terminal 5
Architect: HOK/Muller2
Photo: ©Fungi Media



USG Ensemble® Acoustical Drywall Ceiling
Chicago O'Hare International Airport - Terminal 5
Architect: HOK/Muller2
Photo: ©Fungi Media





USG Ceilings Plus® Planx™ Linear Metal Ceiling System 2023
Finish: Custom Sarante®
Nashville International Airport BNA
Architect: Fentress
Photo: ©Fungi Media






USG Drywall Suspension System - Custom Curved Ceiling
Cincinnati Children's Hospital - College Hill
Architect: GBBN
Photo: ©Ryan Kurtz Photography LLC



USG Ceilings Plus® Colortex™ Barz® PET Baffles
Finish: Colortex™ Charcoal
USG Headquarters
Architect: Partners by Design
Photo: ©Tom Harris



USG Ensemble® Acoustical Drywall Ceiling System
Billion to One
Architect: DES Architects
Photo: ©Kyle Jeffers Photography






USG Ceilings Plus® Barz® Modular Acoustic System
Finish: Custom Paint
DFW International Airport - Terminal C
Architect: Corgan
Photo: ©Corgan



BAFFLES

USG Ceilings Plus® BARZ®


OPEN PLENUM MODULAR ACOUSTIC SYSTEM



Architect: Perkins & Will
Photo: © Halkin Mason Photography

To order samples, contact your local sales representative


SARANTE® - PVC FREE LAMINATE




ARBOREAL® - REAL WOOD VENEER - INTERIOR ONLY



ANODIZED - ON METAL



PAINTED - ON METAL



FEATURES AND BENEFITS

- Fully accessible panelized cassette system with torsion spring grid attachment.
- Third party integration of diffusers, lights, speakers, sprinklers, wifi, etc. (independently suspended).
- Acoustical performance utilizing perforations and sound absorbing materials including Acoustibond and Ultrasorb.
- Standard and customizable perforations available to create visual patterns.
- Design flexibility with unlimited profiles and layout options.
- Varied mounting arrangements available to respond to installation requirements.
- Class A per ASTM E84, Zero Flame Spread, non-combustible aluminum core Fire Classification.
- Available for wall application.

APPLICATIONS

- Interior and Exterior Applications
- Pods, Islands, and Clouds
- Wall to Wall Ceilings
- Wall Applications
- Sloped Ceilings
- Curved Ceilings
- New Construction
- Downward Accessible

USG Ceilings Plus® BARZ®

OPEN PLENUM MODULAR ACOUSTIC SYSTEM

ORDER SAMPLES/LITERATURE
Contact your local sales rep.

TECHNICAL SERVICES
Contact your local sales rep.

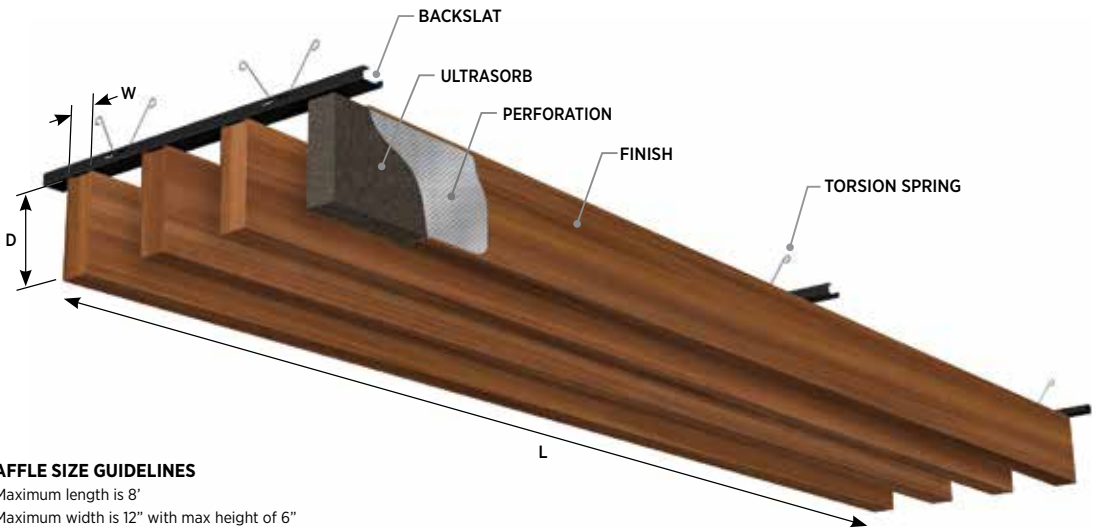
FOR MOST UP-TO-DATE TECHNICAL INFORMATION AND LEED REPORT TOOL
Contact your local sales rep.

Declare. Declare® Labels on select finishes, see usg.com for more details and documentation.

PERFORMANCE OPTIONS

Application	Grid Options	Finish	Accessibility	Item No.	Acoustics	Array-NRC ³	Perforation	Fire Rating	Recycled Content	Maintenance
Interior, Exterior	Torsion Spring Tee Grid	Arboreal ¹ , Sarante ² , Anodized, Painted	Full Downward	---	Acoustibond, Ultrasorb	Up to 1.00 (Requires Ultrasorb and perforations)	Standard, Custom	Class A, ASTM E84	Up to 90%, finish dependent (hardware excluded)	See architectural specification

DESIGN PARAMETERS



BAFFLE SIZE GUIDELINES

- Maximum length is 8'
- Maximum width is 12" with max height of 6"
- Minimum width is 1" with max height of 8"
- Consult factory for custom panel size possibilities

DETAIL & ACCESSORIES

INSTALLATION TYPE	JOINT DETAILS	ACCESSORIES
<p>Attaches onto grid via torsion-springs</p>	<p>Butt Joint ±1/4"</p>	

Low Emissions (VOC)
CDPH 01350 v1.2-2017 compliance on select finishes, see usg.com for more details and documentation.

PHYSICAL DATA

Product Literature
Please contact your local sales representative for the following documents:

Architectural Specification
Installation Manual: IC5465
Cleaning Instructions: IC518
Warranty: SC2102

Fire Classification:
ASTM E84 and CAN/ULC S102 surface-burning characteristics (with Acoustibond backer)
Class A
Flame spread: 25 or less
Smoke developed: 50 or less

Suspension System
Supporting main tees are classified as Heavy Duty as classified per ASTM C635 when tested in accordance with ASTM E3090 and AC368.

Seismic Compliance
Suspension System is included in ICC ES ESR 1222 for use in Seismic Design Categories A through F when installed according to ASTM C636 and ASTM E580. Alternate installation methods may be used when designed by a registered engineer and approved by the authority having jurisdiction. Test reports for suspension system performance may be available upon request.

Integration:
Barz can accommodate a full range of Third-Party systems for any design intent. Air diffusers, speakers, sprinklers and other ceiling attached accessories can be independently attached to deck within our ceilings. CAD details are available online at www.ceilingplus.com.

Modification:
Cassette systems are easily modified in the field with our template tools. These tools which provide easy precision cutting are standard supplied parts with each order. See our installation manual for details. See our full list of CAD details.

- Footnotes:**
1. Arboreal is for interior only.
 2. Select Sarante finishes available for Interior and Exterior.
 3. Array-NRC is calculated per ASTM C423 and varies with Barz® profile size, spacing of baffles, perforation pattern, and acoustic backer / infill material. Perforated Barz® spaced closely together with acoustic infill provide higher Array-NRC.

Notice
The information in this document is subject to change without notice. CGC Inc. or USG Corp. assumes no responsibility for any errors that may inadvertently appear in this document.

IC5411/rev. 10-23
© 2023 USG Corporation and/or its affiliates. All rights reserved. Printed in U.S.A.

Manufactured by USG Interiors, LLC
550 West Adams Street
Chicago, IL 60661

The trademarks USG, CEILINGS PLUS, CGC, ARBOREAL, BARZ, BLANCO MAT, LOGIX, SARANTE, the USG/CGC logo, the USG Ceilings Plus, the design elements and colors, and related marks are trademarks of USG Corporation or its affiliates.

Safety First! Follow good safety/industrial hygiene practices during installation. Wear appropriate personal protective equipment. Read SDS and literature before specification and installation.

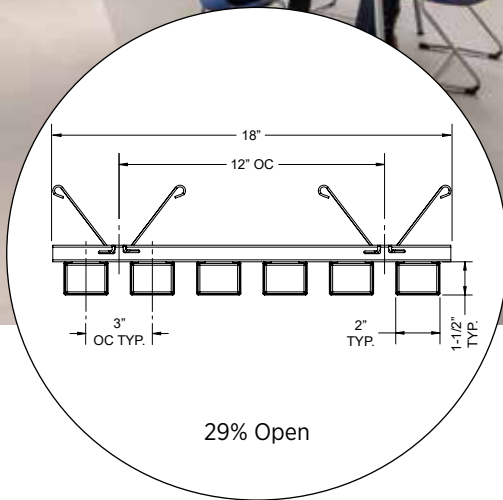


USG Ceilings Plus® Design Solutions-BARZ®

ULTRA LIGHTWEIGHT LINEAR BAFFLES - B201503



Architect: Perkins & Will
Photo: © Kevin G. Smith



To order samples, contact your local sales representative

FINISHES

PAINTED



Blanco Mat*



Matte Black



Silver Satin

SARANTE®



S-22
Oak Line



S-15
Blond Pear



S-37
Dark Jatoba



Full Sarante*
offering
available as
a premium

ACOUSTICS



Ultrasorb
(infill or lay-in)

PERFORATION



CD06310 (SD-7)
10% Open
(perforated on
sides of baffle)

FEATURES AND BENEFITS

- Fully accessible panelized cassette system with torsion spring grid attachment.
- Pre-engineered system to reduce lead times.
- Acoustical performance utilizing perforations and sound absorbing materials, including Acoustibond™ and Ultrasorb.
- Varied mounting arrangements or field modifications available to respond to installation requirements.
- Class A per ASTM E84, Zero Flame Spread, non-combustible aluminum core Fire Classification.

APPLICATIONS

- Interior Applications
- Pods, Islands, and Clouds
- Wall to Wall Ceilings
- Sloped Ceilings
- New Construction
- Downward Accessible

USG Ceilings Plus® Design Solutions-BARZ®

ULTRA LIGHTWEIGHT LINEAR BAFFLES - B201503

ORDER SAMPLES/LITERATURE
Contact your local sales rep.

FOR MOST UP-TO-DATE TECHNICAL INFORMATION AND LEED REPORT TOOL
Contact your local sales rep.

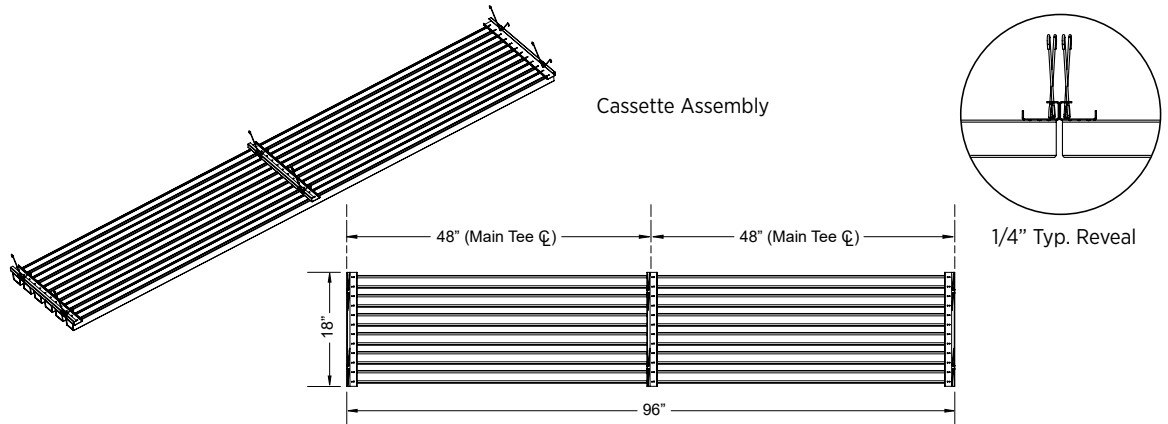
TECHNICAL SERVICES
Contact your local sales rep.

Declare. Declare® Labels on select finishes, see usg.com for more details and documentation.

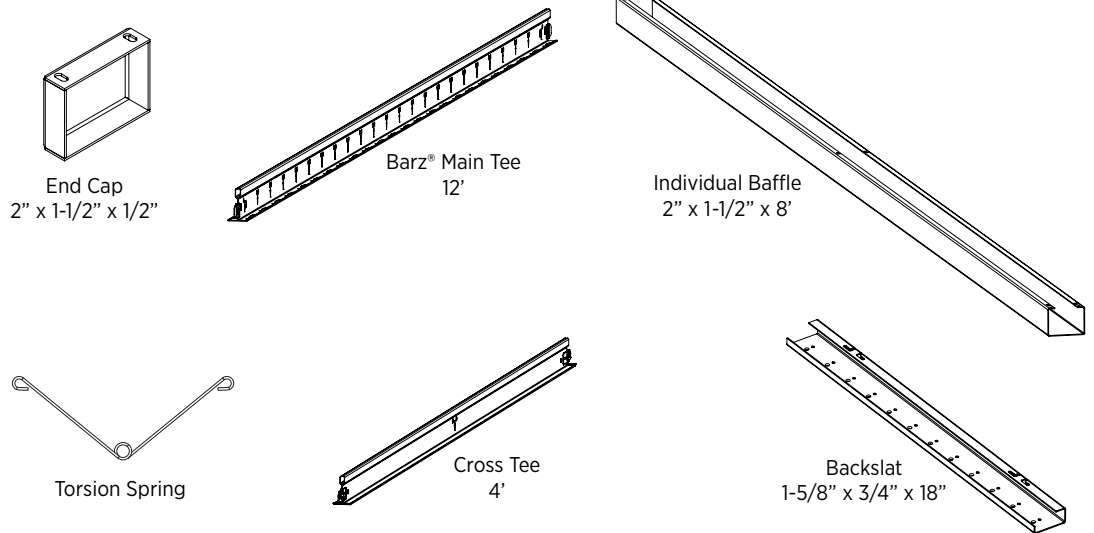
PERFORMANCE OPTIONS

Application	Grid Options	Finish	Accessibility	Ceiling Open %	Acoustics	Array-NRC¹	Perforation	Fire Rating	Recycled Content	Maintenance	Weight
Interior	Torsion Spring Tee Grid	Painted, Sarante	Downward	29%	Ultrasorb	0.65 (Ultrasorb infill) / 1.30 (Ultrasorb infill + lay-in)	CD06310 (SD-7) (10% Open)	Class A ASTM E84	Up to 90%, finish dependent (hardware excluded)	See architectural specification	0.8 lb/sq. ft.

DETAILS



ACCESSORIES



Low Emissions (VOC)
CDPH 01350 v1.2-2017 compliance on select finishes, see usg.com for more details and documentation.

PHYSICAL DATA

Product Literature
Please contact your local sales representative for the following documents:

Architectural Specification
Installation Manual: IC5465
Cleaning Instructions: IC518
Warranty: SC2102

Fire Classification
Barz® product line is class A in accordance with ASTM E84.

Suspension System
Supporting main tees are classified as Heavy Duty as classified per ASTM C635 when tested in accordance with ASTM E3090 and AC368.

Seismic Compliance
Suspension System is included in ICC ES ESR 1222 for use in Seismic Design Categories A through F when installed according to ASTM C636 and ASTM E580. Alternate installation methods may be used when designed by a registered engineer and approved by the authority having jurisdiction. Test reports for suspension system performance may be available upon request.

Integration
Barz® can accommodate a full range of LED lighting fixtures for any design intent. Air diffusers, speakers, sprinklers, and other ceiling attached accessories can also be integrated as well (independently suspended). CAD details are available online at www.ceilingplus.com.

Modifications
Cassette systems are easily modified in the field with our template tools. These tools which provide easy precision cutting are standard supplied parts with each order. See our installation manual for details.

1. Array-NRC is calculated per ASTM C423 for the specific Barz® assembly identified.

Notice
The information in this document is subject to change without notice. CGC Inc. or USG Corp. assumes no responsibility for any errors that may inadvertently appear in this document.

IC775/rev. 10-23
© 2023 USG Corporation and/or its affiliates. All rights reserved. Printed in U.S.A.

Manufactured by
USG Interiors, LLC
550 West Adams Street
Chicago, IL 60661


The trademarks USG, ACOUSTIBOND, BARZ, BLANCO MAT, CEILINGS PLUS, CGC, SARANTE, IT'S YOUR WORLD. BUILD IT., the USG/CGC Logo, the design elements and colors, and related marks are trademarks of USG Corporation or its affiliates.

Safety First! Follow good safety/industrial hygiene practices during installation. Wear appropriate personal protective equipment. Read SDS and literature before specification and installation.

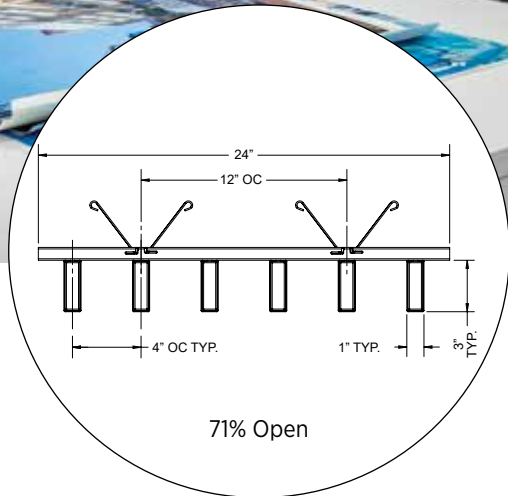
USG CGC

USG Ceilings Plus® Design Solutions-BARZ®

ULTRA LIGHTWEIGHT LINEAR BAFFLES - B103004



Architect: Gensler
Photo: © Garrett Rowland /Courtesy of Gensler



71% Open

To order samples, contact your local sales representative

FINISHES

PAINTED



Blanco Mat*



Matte Black



Silver Satin

SARANTE®




S-22
Oak Line



S-15
Blond Pear



S-37
Dark Jatoba



Full Sarante®
offering
available as
a premium

ACOUSTICS



Ultrasorb
(infill or lay-in)

PERFORATION



CD06310 (SD-7)
10% Open
(perforated on
sides of baffle)

FEATURES AND BENEFITS

- Fully accessible panelized cassette system with torsion spring grid attachment.
- Pre-engineered system to reduce lead times.
- Acoustical performance utilizing perforations and sound absorbing materials, including Acoustibond™ and Ultrasorb.
- Varied mounting arrangements or field modifications available to respond to installation requirements.
- Class A per ASTM E84, Zero Flame Spread, non-combustible aluminum core Fire Classification.

APPLICATIONS

- Interior Applications
- Pods, Islands, and Clouds
- Wall to Wall Ceilings
- Sloped Ceilings
- New Construction
- Downward Accessible

USG Ceilings Plus® Design Solutions-BARZ®

ULTRA LIGHTWEIGHT LINEAR BAFFLES - B103004

ORDER SAMPLES/LITERATURE
Contact your local sales rep.

FOR MOST UP-TO-DATE TECHNICAL INFORMATION AND LEED REPORT TOOL
Contact your local sales rep.

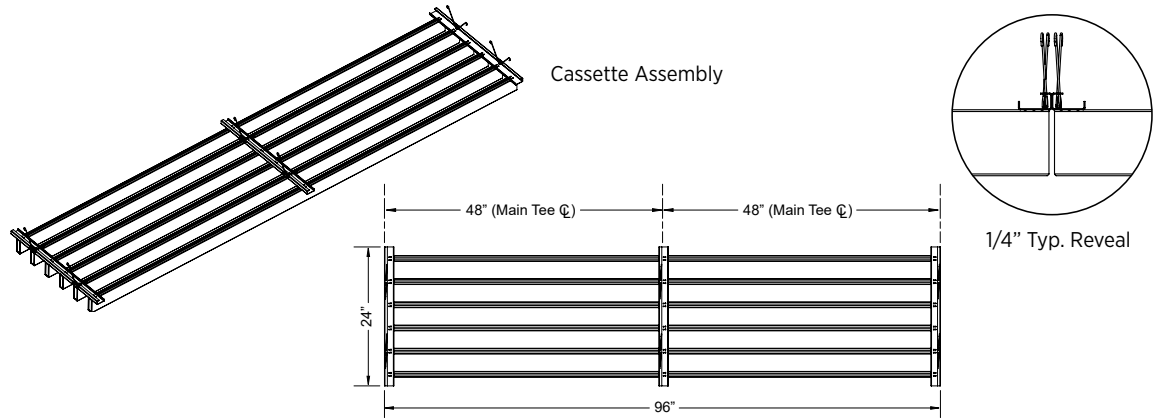
TECHNICAL SERVICES
Contact your local sales rep.

Declare. Declare® Labels on select finishes, see usg.com for more details and documentation.

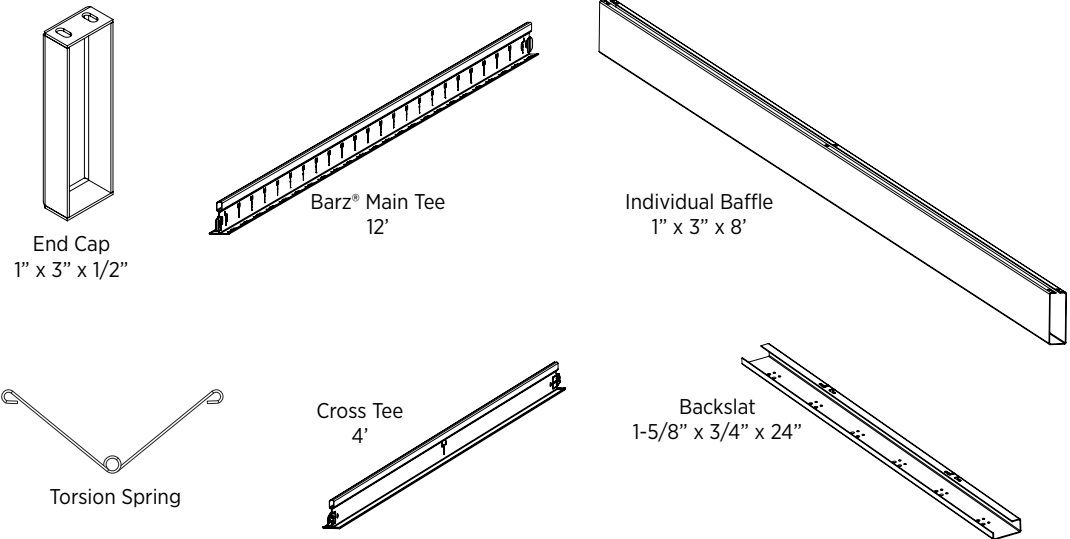
PERFORMANCE OPTIONS

Application	Grid Options	Finish	Accessibility	Ceiling Open %	Acoustics	Array-NRC ¹	Perforation	Fire Rating	Recycled Content	Maintenance	Weight
Interior	Torsion Spring Tee Grid	Painted, Sarante	Downward	71%	Ultrasorb	0.55 (Ultrasorb infill) / 1.35 (Ultrasorb infill + lay-in)	CD06310 (SD-7) (10% Open)	Class A ASTM E84	Up to 90%, finish dependent (hardware excluded)	See architectural specification	1.0 lb/sq. ft.

DETAILS



ACCESSORIES



PHYSICAL DATA

Low Emissions (VOC)

CDPH 01350 v1.2-2017 compliance on select finishes, see usg.com for more details and documentation.

Product Literature

Please contact your local sales representative for the following documents:

Architectural Specification
Installation Manual: IC5465
Cleaning Instructions: IC518
Warranty: SC2102

Fire Classification

Barz® product line is class A in accordance with ASTM E84.

Suspension System

Supporting main tees are classified as Heavy Duty as classified per ASTM C635 when tested in accordance with ASTM E3090 and AC368.

Seismic Compliance

Suspension System is included in ICC ES ESR 1222 for use in Seismic Design Categories A through F when installed according to ASTM C636 and ASTM E580. Alternate installation methods may be used when designed by a registered engineer and approved by the authority having jurisdiction. Test reports for suspension system performance may be available upon request.

Integration

Barz® can accommodate a full range of LED lighting fixtures for any design intent. Air diffusers, speakers, sprinklers, and other ceiling attached accessories can also be integrated as well (independently suspended). CAD details are available online at www.ceilingplus.com.

Modifications

Cassette systems are easily modified in the field with our template tools. These tools which provide easy precision cutting are standard supplied parts with each order. See our installation manual for details.

1. Array-NRC is calculated per ASTM C423 for the specific Barz® assembly identified.

Notice

The information in this document is subject to change without notice. CGC Inc. or USG Corp. assumes no responsibility for any errors that may inadvertently appear in this document.

IC776/rev. 10-23
© 2023 USG Corporation and/or its affiliates. All rights reserved. Printed in U.S.A.

Manufactured by USG Interiors, LLC
550 West Adams Street
Chicago, IL 60661

The trademarks USG, ACOUSTIBOND, BARZ, BLANCO MAT, CEILINGS PLUS, CGC, SARANTE, IT'S YOUR WORLD. BUILD IT, the USG/CGC logo, the design elements and colors, and related marks are trademarks of USG Corporation or its affiliates.

Safety First! Follow good safety/industrial hygiene practices during installation. Wear appropriate personal protective equipment. Read SDS and literature before specification and installation.

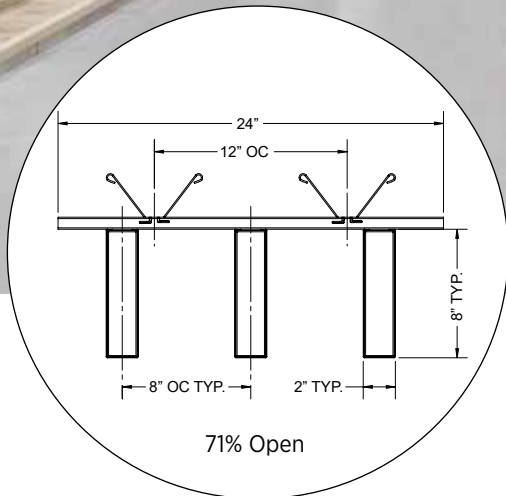


USG Ceilings Plus® Design Solutions-BARZ®

ULTRA LIGHTWEIGHT LINEAR BAFFLES - B208008



Architect: Archideas
Photo: © Eric Laignel



To order samples, contact your local sales representative

FINISHES

PAINTED

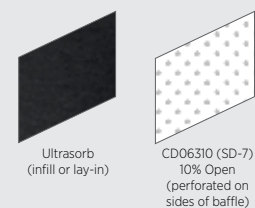


SARANTE®



ACOUSTICS

PERFORATION



FEATURES AND BENEFITS

- Fully accessible panelized cassette system with torsion spring grid attachment.
- Pre-engineered system to reduce lead times.
- Acoustical performance utilizing perforations and sound absorbing materials, including Acoustibond™ and Ultrasorb.
- Varied mounting arrangements or field modifications available to respond to installation requirements.
- Class A per ASTM E84, Zero Flame Spread, non-combustible aluminum core Fire Classification.

APPLICATIONS

- Interior Applications
- Pods, Islands, and Clouds
- Wall to Wall Ceilings
- Sloped Ceilings
- New Construction
- Downward Accessible

USG Ceilings Plus® Design Solutions-BARZ®

ULTRA LIGHTWEIGHT LINEAR BAFFLES - B208008

ORDER SAMPLES/LITERATURE
Contact your local sales rep.

FOR MOST UP-TO-DATE TECHNICAL INFORMATION AND LEED REPORT TOOL
Contact your local sales rep.

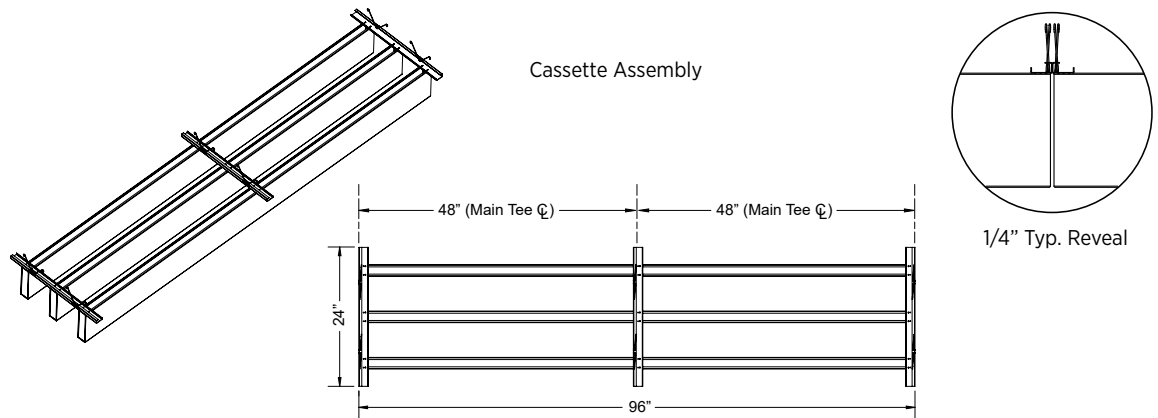
TECHNICAL SERVICES
Contact your local sales rep.

Declare. Declare® Labels on select finishes, see usg.com for more details and documentation.

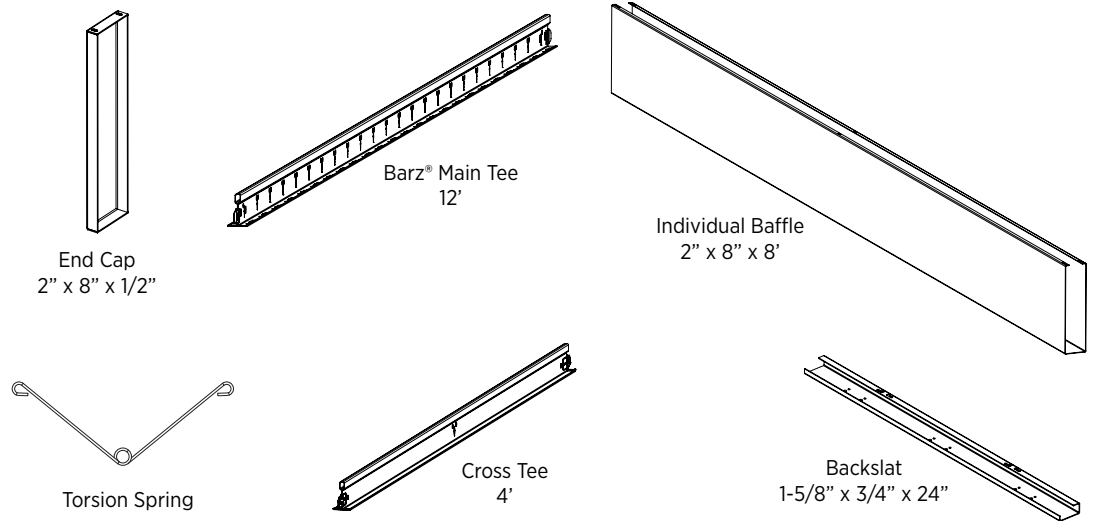
PERFORMANCE OPTIONS

Application	Grid Options	Finish	Accessibility	Ceiling Open %	Acoustics	Array-NRC ¹	Perforation	Fire Rating	Recycled Content	Maintenance	Weight
Interior	Torsion Spring Tee Grid	Painted, Sarante	Downward	71%	Ultrasorb	0.95 (Ultrasorb infill) / 1.60 (Ultrasorb infill + lay-in)	CD06310 (SD-7) (10% Open)	Class A ASTM E84	Up to 90%, finish dependent (hardware excluded)	See architectural specification	1.2 lb/sq. ft.

DETAILS



ACCESSORIES



PHYSICAL DATA

Low Emissions (VOC)

CDPH 01350 v1.2-2017 compliance on select finishes, see usg.com for more details and documentation.

Product Literature

Please contact your local sales representative for the following documents:

Architectural Specification
Installation Manual: IC5465
Cleaning Instructions: IC518
Warranty: SC2102

Fire Classification

Barz® product line is class A in accordance with ASTM E84.

Suspension System

Supporting main tees are classified as Heavy Duty as classified per ASTM C635 and ASTM E580. Alternate installation methods may be used when designed by a registered engineer and approved by the authority having jurisdiction. Test reports for suspension system performance may be available upon request.

Seismic Compliance

Suspension System is included in ICC ES ESR 1222 for use in Seismic Design Categories A through F when installed according to ASTM C636 and ASTM E580. Alternate installation methods may be used when designed by a registered engineer and approved by the authority having jurisdiction. Test reports for suspension system performance may be available upon request.

Integration

Barz® can accommodate a full range of LED lighting fixtures for any design intent. Air diffusers, speakers, sprinklers, and other ceiling attached accessories can also be integrated as well (independently suspended). CAD details are available online at www.ceilingplus.com.

Modifications

Cassette systems are easily modified in the field with our template tools. These tools which provide easy precision cutting are standard supplied parts with each order. See our installation manual for details.

- Array-NRC is calculated per ASTM C423 for the specific Barz® assembly identified.

Notice

The information in this document is subject to change without notice. CGC Inc. or USG Corp. assumes no responsibility for any errors that may inadvertently appear in this document.

IC777/rev. 10-23
© 2023 USG Corporation and/or its affiliates. All rights reserved. Printed in U.S.A.

Manufactured by
USG Interiors, LLC
550 West Adams Street
Chicago, IL 60661


The trademarks USG, ACOUSTIBOND, BARZ, BLANCO MAT, CEILINGS PLUS, CGC, SARANTE, IT'S YOUR WORLD. BUILD IT., the USG/CGC logo, the design elements and colors, and related marks are trademarks of USG Corporation or its affiliates.

Safety First! Follow good safety/industrial hygiene practices during installation. Wear appropriate personal protective equipment. Read SDS and literature before specification and installation.



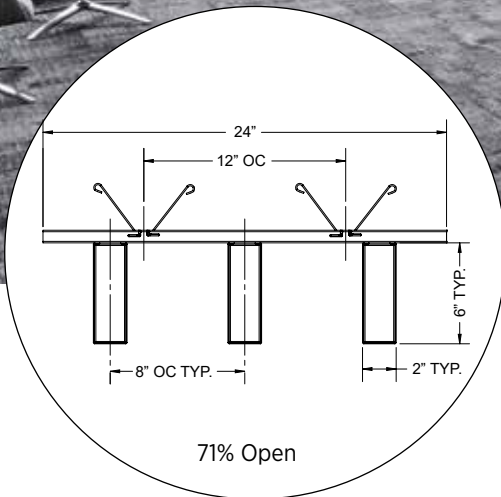
USG Ceilings Plus® Design Solutions-BARZ®

ULTRA LIGHTWEIGHT LINEAR BAFFLES - B206008



FRAMING AND LIGHTING NOT INCLUDED

Architect: Archideas
Photo: © Eric Laignel



To order samples, contact your local sales representative

FINISHES

PAINTED




SARANTE®



ACOUSTICS

PERFORATION



FEATURES AND BENEFITS

- Fully accessible panelized cassette system with torsion spring grid attachment.
- Pre-engineered system to reduce lead times.
- Acoustical performance utilizing perforations and sound absorbing materials, including Acoustibond™ and Ultrasorb.
- Varied mounting arrangements or field modifications available to respond to installation requirements.
- Class A per ASTM E84, Zero Flame Spread, non-combustible aluminum core Fire Classification.

APPLICATIONS

- Interior Applications
- Pods, Islands, and Clouds
- Wall to Wall Ceilings
- Sloped Ceilings
- New Construction
- Downward Accessible

USG Ceilings Plus® Design Solutions-BARZ®

ULTRA LIGHTWEIGHT LINEAR BAFFLES - B206008

ORDER SAMPLES/LITERATURE
Contact your local sales rep.

FOR MOST UP-TO-DATE TECHNICAL INFORMATION AND LEED REPORT TOOL
Contact your local sales rep.

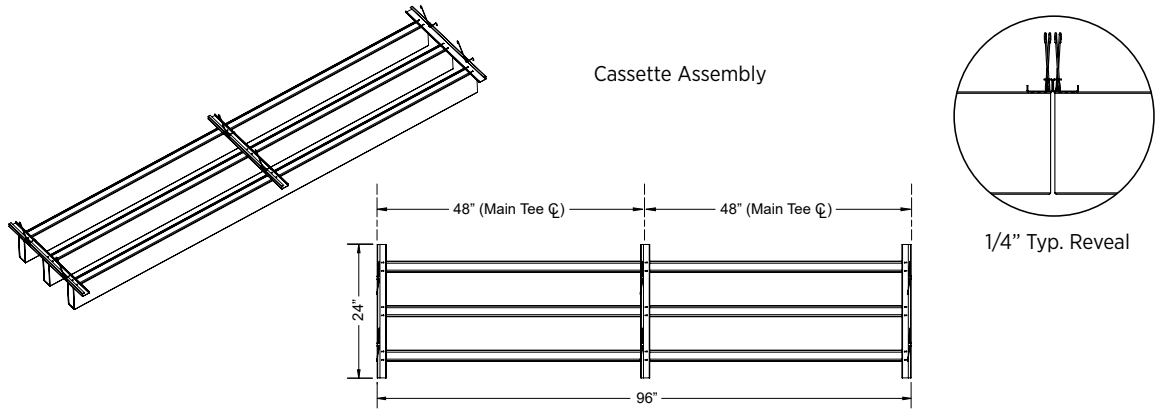
TECHNICAL SERVICES
Contact your local sales rep.

Declare. Declare® Labels on select finishes, see usg.com for more details and documentation.

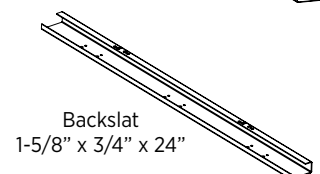
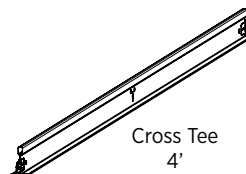
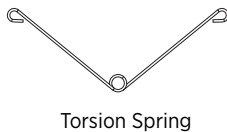
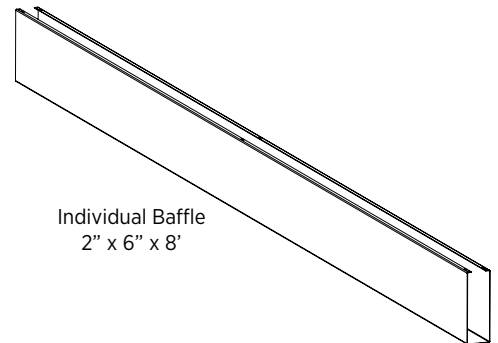
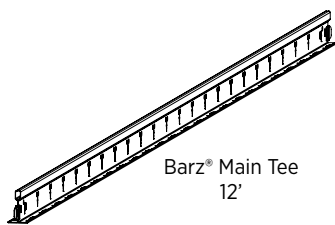
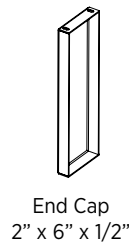
PERFORMANCE OPTIONS

Application	Grid Options	Finish	Accessibility	Ceiling Open %	Acoustics	Array-NRC ¹	Perforation	Fire Rating	Recycled Content	Maintenance	Weight
Interior	Torsion Spring Tee Grid	Painted, Sarante	Downward	71%	Ultrasorb	0.75 (Ultrasorb infill) / 1.40 (Ultrasorb infill + lay-in)	CD06310 (SD-7) (10% Open)	Class A ASTM E84	Up to 90%, finish dependent (hardware excluded)	See architectural specification	1.0 lb/sq. ft.

DETAILS



ACCESSORIES



PHYSICAL DATA

Low Emissions (VOC)
CDPH 01350 v1.2-2017 compliance on select finishes, see usg.com for more details and documentation.

Product Literature
Please contact your local sales representative for the following documents:

Architectural Specification
Installation Manual: IC5465
Cleaning Instructions: IC518
Warranty: SC2102

Fire Classification
Barz® product line is class A in accordance with ASTM E84.

Suspension System
Supporting main tees are classified as Heavy Duty as classified per ASTM C636 and ASTM E580. Alternate installation methods may be used when designed by a registered engineer and approved by the authority having jurisdiction. Test reports for suspension system performance may be available upon request.

Seismic Compliance
Suspension System is included in ICC ES ESR 1222 for use in Seismic Design Categories A through F when installed according to ASTM C636 and ASTM E580. Alternate installation methods may be used when designed by a registered engineer and approved by the authority having jurisdiction. Test reports for suspension system performance may be available upon request.

Integration
Barz® can accommodate a full range of LED lighting fixtures for any design intent. Air diffusers, speakers, sprinklers, and other ceiling attached accessories can also be integrated as well (independently suspended). CAD details are available online at www.ceilingplus.com.

Modifications
Cassette systems are easily modified in the field with our template tools. These tools which provide easy precision cutting are standard supplied parts with each order. See our installation manual for details.

1. Array-NRC is calculated per ASTM C423 for the specific Barz® assembly identified.

Notice
The information in this document is subject to change without notice. CGC Inc. or USG Corp. assumes no responsibility for any errors that may inadvertently appear in this document.

IC778/rev. 10-23
© 2023 USG Corporation and/or its affiliates. All rights reserved. Printed in U.S.A.

Manufactured by
USG Interiors, LLC
550 West Adams Street
Chicago, IL 60661


The trademarks USG, BARZ, ACOUSTIBOND, BLANCO MAT, CEILING PLUS, CGC, SARANTE, IT'S YOUR WORLD. BUILD IT., the USG/CGC Logo, the design elements and colors, and related marks are trademarks of USG Corporation or its affiliates.

Safety First! Follow good safety/industrial hygiene practices during installation. Wear appropriate personal protective equipment. Read SDS and literature before specification and installation.



USG Ceilings Plus® BARZ® + BRILLIANCE™

BAFFLES WITH INTEGRATED LINEAR LED SOLUTION



Rendering
©USG Corporation 2023.
All rights reserved.

To order samples, contact your local sales representative




FEATURES AND BENEFITS

- Barz® baffles are now available with Brilliance™ lighting - a fully integrated linear LED lighting solution!
- Still fully accessible panelized cassette system with torsion spring grid attachment.
- Fully customizable.
- Fully integrated lighting reduces coordination & installation time with easy-to specify BOM.
- Create custom ambient experiences with high-end lighting options, including Circadian and tunable white.
- Full Lighting calculation & design support available.

APPLICATIONS

- Interior Applications
- Pods, Islands, and Clouds
- Wall to Wall Ceilings
- New Construction
- Downward Accessible

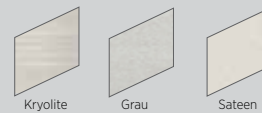
SARANTE® - FAUX WOOD VENEER ON METAL



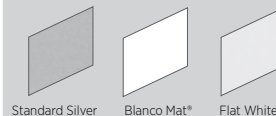
ARBOREAL® - REAL WOOD VENEER ON METAL PANEL



ANODIZED - ON METAL



PAINTED - ON METAL



USG Ceilings Plus® BARZ® + BRILLIANCE™

BAFFLES WITH INTEGRATED LINEAR LED SOLUTION



ORDER SAMPLES/LITERATURE
Contact your local sales rep.

TECHNICAL SERVICES
Contact your local sales rep.






FOR MOST UP-TO-DATE TECHNICAL INFORMATION AND LEED REPORT TOOL
Contact your local sales rep.

Declare. Declare® Labels on select finishes, see usg.com for more details and documentation.

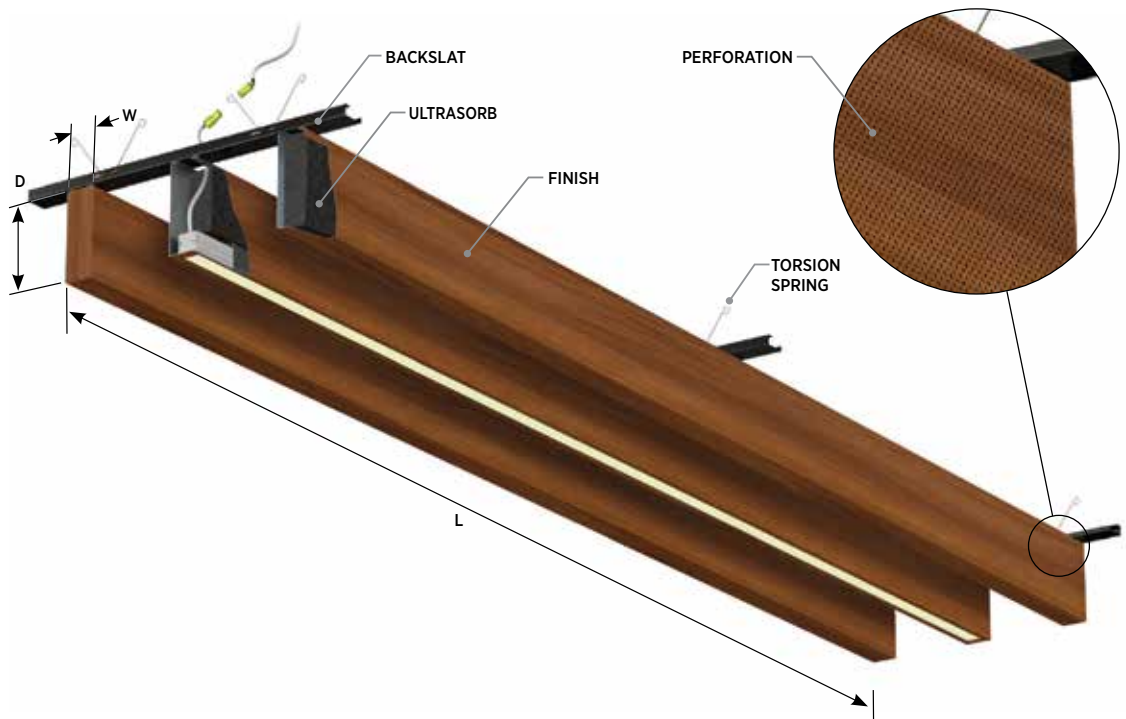
PERFORMANCE OPTIONS (Lighting Components)

Application	Integration	Approvals	Operating Voltage	Certification	Dimming	Light Output @ 3000K	Average Power Consumption (for 8' section)	Efficacy Lm/W	Maximum Run Length (in series)	CRI
Interior	Full Integrated Design, Full Factory Installed Product	Class 1 & 2 Damp Listed	24 VDC	 UL Listed	 Dimmable 0-10V, DMX	393 lm/ft	5.9 W/ft	67	16 Feet per 96 Watt driver	92

PERFORMANCE OPTIONS (Ceiling Components)

Application	Grid Options	Finishes	Accessibility	Acoustics	Array-NRC¹	Perforation	Fire Rating	Recycled Content	Maintenance
Interior	 Torsion Spring Tee Grid	Sarante, Arboreal, Anodized, Painted	Full Downward	Ultrasorb	 Up to 1.00 (Requires Ultrasorb and perforations)	 Custom	 Class A	 Up to 90%, finish dependent (hardware excluded)	See architectural specification

DESIGN PARAMETERS



BAFFLE SIZE GUIDELINES

- Maximum length is 8'
- Maximum width is 10" / max height of 12"
- Minimum width is 2" / min height of 4"
- Consult factory for custom panel size possibilities

LIGHTING COLOR OPTIONS

- 3500 Kelvin (K)
- 4000 Kelvin (K)
- TW (Tunable White - 2700K to 5200K)
- Circadian (Wellness Lighting)

PHYSICAL DATA

Additional documents and resources:
Please contact your local sales representative for the following documents:

Architectural Specification
Installation Manual: IC329952, IC5465
Cleaning Instructions: IC518
Check Sheet (Order Form)
Warranty: SC2102

Fire Classification:
Barz® product line is class A in accordance with ASTM E84.

Suspension System
Supporting main tees are classified as Heavy Duty as classified per ASTM C635 when tested in accordance with ASTM E3090 and AC368.

Seismic Compliance
Suspension System is included in ICC ES ESR 1222 for use in Seismic Design Categories A through F when installed according to ASTM C636 and ASTM E580. Alternate installation methods may be used when designed by a registered engineer and approved by the authority having jurisdiction. Test reports for suspension system performance may be available upon request.

Integration
Barz® can accommodate a full range of LED lighting fixtures for any design intent. Air diffusers, speakers, sprinklers, and other ceiling attached accessories can also be integrated as well (independently suspended). CAD details are available online at www.ceilingplus.com.

Modifications:
Cassette systems are easily modified in the field with our template tools. These tools which provide easy precision cutting are standard supplied parts with each order. See our installation manual for details.

1. Array-NRC is calculated per ASTM C423 and varies with Barz® profile size, spacing of baffles, perforation pattern, and acoustic backer / infill material. Perforated Barz® spaced closely together with acoustic infill provide higher Array-NRC.

Notice
The information in this document is subject to change without notice. CGC Inc. or USG Corp. assumes no responsibility for any errors that may inadvertently appear in this document.

IC307480/rev. 10-23
© 2023 USG Corporation and/or its affiliates. All rights reserved. Printed in U.S.A.

Manufactured by USG Interiors, LLC 550 West Adams Street Chicago, IL 60661

The trademarks USG, ARBOREAL, BARZ, BLANCO MAT, BRILLIANCE, SARANTE, CGC, IT'S YOUR WORLD, BUILD IT, the USG/CGC logo, the design elements and colors, and related marks are trademarks of USG Corporation or its affiliates.

Safety First! Follow good safety/industrial hygiene practices during installation. Wear appropriate personal protective equipment. Read SDS and literature before specification and installation.

USG Ceilings Plus® Design Solutions BARZ® + BRILLIANCE™



BAFFLES WITH INTEGRATED LINEAR LED SOLUTION



Rendering
©USG Corporation 2023.
All rights reserved.

To order samples, contact your local sales representative

FEATURES AND BENEFITS

- Barz® baffles are now available with Brilliance™ lighting - a fully integrated linear LED lighting solution!
- Still fully accessible panelized cassette system with torsion spring grid attachment.
- This pre-engineered offering of SKU's ships in 8 weeks or less.*
- Fully integrated lighting reduces coordination & installation time with easy-to-specify BOM.
- Static white color temperatures 3500K or 4000K options with IES files & AGI32/Revit database objects available.
- Full lighting layout calculations and design.

APPLICATIONS

- Interior Applications
- Pods, Islands, and Clouds
- Wall to Wall Ceilings
- New Construction or Renovation
- Downward Accessible

FINISHES


PAINTED



Blanco Mat*



Matte Black



Silver Satin

SARANTE®



S-22
Oak Line



S-15
Blond Pear



S-37
Dark Jatoba



Full Sarante®
offering
available as
a premium

ACOUSTICS



Ultrasorb
(infill or lay-in)

PERFORATION



CD06310 (SD-7)
10% Open
(perforated on
sides of baffle)

USG Ceilings Plus® Design Solutions BARZ® + BRILLIANCE™

BAFFLES WITH INTEGRATED LINEAR LED SOLUTION

ORDER SAMPLES/LITERATURE

Contact your local sales rep.

FOR MOST UP-TO-DATE

TECHNICAL INFORMATION

AND LEED REPORT TOOL



Contact your local sales rep.

TECHNICAL SERVICES






Contact your local sales rep.

Declare. Declare® Labels on select finishes, see usg.com for more details and documentation.

PERFORMANCE OPTIONS (Lighting Components)


Application	Integration	Approvals	Operating Voltage	Certification	Dimming	Light Output @ 3000K	Average Power Consumption (for 8' section)	Efficacy Lm/W	Maximum Run Length (in series)	CRI
Interior	Full Integrated Design, Full Factory Installed Product	Class 1-96W Damp Listed	24 VDC	 UL Listed	 Dimmable 0-10V	393 lm/ft	5.9 W/ft	67	16 feet per 96 Watt driver	92

PERFORMANCE OPTIONS (Ceiling Components)

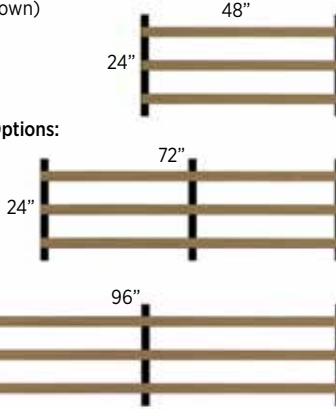
Application	Grid Options	Finishes	Accessibility	Acoustics	Array-NRC ¹	Perforation	Fire Rating	Recycled Content	Maintenance
Interior	 Torsion Spring Tee Grid	Sarante, Painted	Full Downward	Ultrasorb	 0.75 (Ultrasorb infill) / 1.40 (Ultrasorb infill + lay-in)	 CD06310 (SD-7)	 Class A	 Up to 90%, finish dependent (hardware excluded)	See architectural specification

DESIGN PARAMETERS

Single Light Option
(Lighted baffles may be detached and rearranged during installation)



3 Size Modules:
(lights not shown)



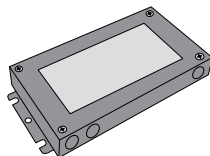
48"
24"
72"
96"
24"

Profiles:
2" x 6"

Light Color Options:

- 3500K
- 4000K

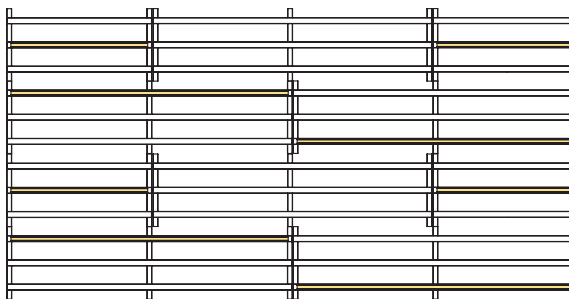
DRIVERS:



Class-2 (96W)
(need 1 driver for every 16' of light)

REFERENCE LAYOUT:

- 24" x 48" (4)
- 24" x 96" (6)



PHYSICAL DATA

Additional documents and resources:

Please contact your local sales representative for the following documents:

Architectural Specification
Installation Manual: IC329952, IC5465
Cleaning Instructions: IC518
Warranty: SC2102

Fire Classification:

Barz® product line is class A in accordance with ASTM E84.

Suspension System

Supporting main tees are classified as Heavy Duty as classified per ASTM C635 when tested in accordance with ASTM E3090 and AC368.

Seismic Compliance

Suspension System is included in ICC ES ESR 1222 for use in Seismic Design Categories A through F when installed according to ASTM C636 and ASTM E580. Alternate installation methods may be used when designed by a registered engineer and approved by the authority having jurisdiction. Test reports for suspension system performance may be available upon request.

Integration

Barz® can accommodate a full range of LED lighting fixtures for any design intent. Air diffusers, speakers, sprinklers, and other ceiling attached accessories can also be integrated as well (independently suspended). CAD details are available online at www.ceilingplus.com.

Modifications:

Cassette systems are easily modified in the field with our template tools. These tools which provide easy precision cutting are standard supplied parts with each order. See our installation manual for details.

*Lead Times:

For projects up to 2500 square feet.

1. Array-NRC is calculated per ASTM C423 for the specific Barz® assembly identified.

Notice

The information in this document is subject to change without notice. CGC Inc. or USG Corp. assumes no responsibility for any errors that may inadvertently appear in this document.

IC307329/rev. 10-23

© 2023 USG Corporation and/or its affiliates. All rights reserved. Printed in U.S.A.

Manufactured by USG Interiors, LLC 550 West Adams Street Chicago, IL 60661

The trademarks USG, BARZ, BLANCO MAT, BRILLIANCE, CGC, IT'S YOUR WORLD, BUILD IT., the USG/CGC logo, the design elements and colors, and related marks are trademarks of USG Corporation or its affiliates.


Safety First! Follow good safety/industrial hygiene practices during installation. Wear appropriate personal protective equipment. Read SDS and literature before specification and installation.



CEILINGPLUS®

USG Ceilings Plus® COLORTEX™ - BARZ®


ACOUSTIC PANEL SOLUTIONS



Architect: SmithGroup
Photo: ©Kevin Korczyk


To order samples, contact your local sales representative

STANDARD COLORTEX™ FINISHES



* Available in both 12 mm and 24 mm

WOODGRAIN COLORTEX™ FINISHES



FEATURES AND BENEFITS

- Made from 100% recycled materials.
- Fully accessible plenum at every panel location.
- Third party integration of diffusers, lights, speakers, sprinklers, wifi, etc (independently suspended).
- Design flexibility with varying profiles and layout options.
- Available in 12 mm and 24 mm (select colors) thickness (up to 4") and 8' long Barz.
- Varied mounting arrangements are available to respond to any installation requirements or conditions.
- Class A per ASTM E84.
- Available for wall application.
- Provides excellent acoustic performance with Array-NRC¹ up to 1.20+.

APPLICATIONS

- Interior Applications
- Pods, Islands, and Clouds
- Wall to Wall Ceilings
- Wall Applications
- Sloped Ceilings
- New Construction
- Downward Accessible

USG Ceilings Plus® COLORTEX™ - BARZ®

ACOUSTIC PANEL SOLUTIONS

ORDER SAMPLES/LITERATURE
Contact your local sales rep.

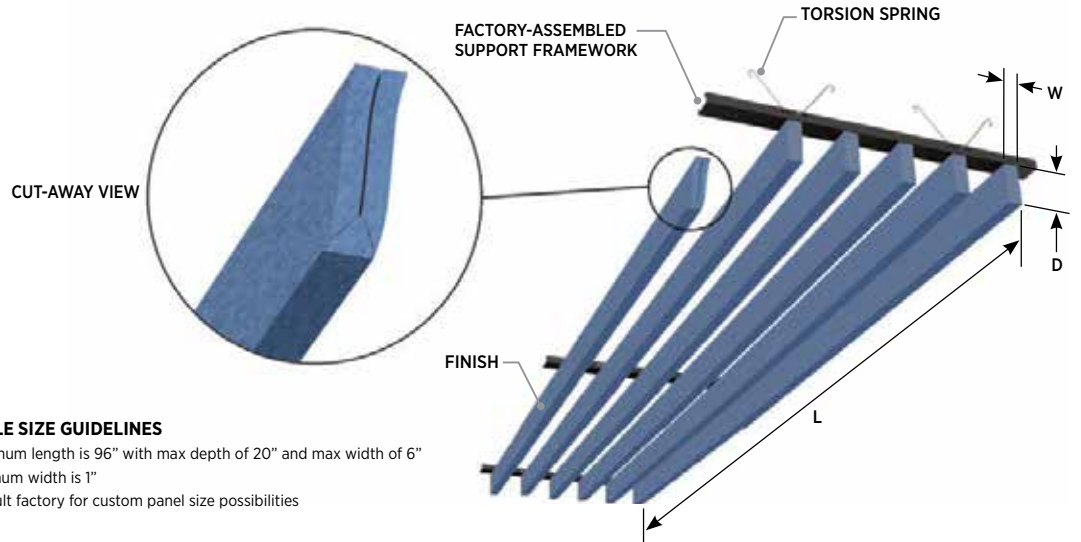
TECHNICAL SERVICES
Contact your local sales rep.

FOR MOST UP-TO-DATE TECHNICAL INFORMATION AND LEED REPORT TOOL
Contact your local sales rep.

PERFORMANCE OPTIONS

Application	Grid Options	Finish	Accessibility	Item No.	Thickness	Array-NRC'	Perforation	Fire Rating	Recycled Content	Maintenance
Interior	Torsion Spring Tee Grid	24 Standard Colors & 3 Wood Grains, Custom Colors Available	Full Downward	---	12mm & 24mm	Up to 1.20+	---	Class A, ASTM E84	60% Post-consumer/40% Pre-consumer recycled content (hardware excluded)	See architectural specification

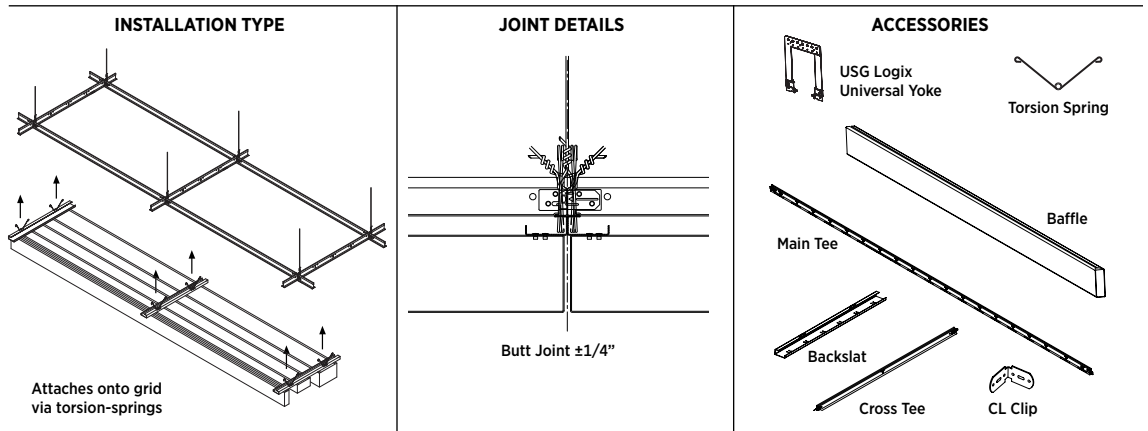
DESIGN PARAMETERS



BAFFLE SIZE GUIDELINES

- Maximum length is 96" with max depth of 20" and max width of 6"
- Minimum width is 1"
- Consult factory for custom panel size possibilities

DETAIL & ACCESSORIES



Low Emissions (VOC)

CDPH 01350 v1.2-2017 compliant, see usg.com for more details and documentation.

PHYSICAL DATA

Product Literature

Please contact your local sales representative for the following documents:

Architectural Specification
Installation Manual: IC277043
Cleaning Instructions: IC277043
Warranty: SC2102

Fire Classification:

Colortex Barz product line is Class A in accordance with ASTM E84.

Suspension System

Supporting main tees are classified as Heavy Duty as classified per ASTM C635 when tested in accordance with ASTM E3090 and AC368.

Seismic Compliance

Suspension System is included in ICC ES ESR 1222 for use in Seismic Design Categories A through F when installed according to ASTM C636 and ASTM E580. Alternate installation methods may be used when designed by a registered engineer and approved by the authority having jurisdiction. Test reports for suspension system performance may be available upon request.

Integration:

Colortex Barz can accommodate a full range of Third-Party systems for any design intent. Air diffusers, speakers, sprinklers and other ceiling attached accessories can be independently attached to deck within our ceilings. CAD details are available online at www.ceilingplus.com.

Modification:

Panels are easily modified in the field with standard tools. See our full list of CAD details.

1. Array-NRC is calculated per ASTM C423 and varies with Colortex™ Barz™ profile size and spacing. Colortex™ Barz™ spaced closely together can achieve higher Array-NRC.

Notice

The information in this document is subject to change without notice. CGC Inc. or USG Corp. assumes no responsibility for any errors that may inadvertently appear in this document.

IC5412/rev. 10-23

© 2023 USG Corporation and/or its affiliates. All rights reserved. Printed in U.S.A.

Manufactured by USG Interiors, LLC
550 West Adams Street
Chicago, IL 60661

The trademarks USG, CEILINGS PLUS, CGC, Colortex, Barz, the USG/CGC logo, the Ceilings Plus logo, the design elements and colors, and related marks are trademarks of USG Corporation or its affiliates.

Safety First! Follow good safety/industrial hygiene practices during installation. Wear appropriate personal protective equipment. Read SDS and literature before specification and installation.



USG Ceilings Plus® Design Solutions

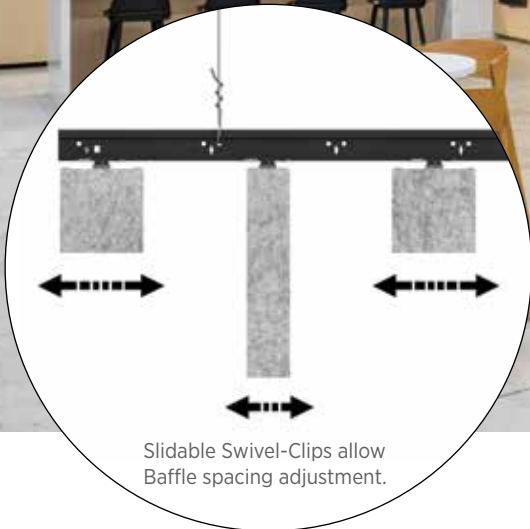
COLORTEX™ - BARZ®

ACOUSTIC PANEL SOLUTIONS



USG Ceilings Plus®
 Design Solutions - Colortex™ Barz®
 Colortex Iceberg
 Savitt Partners
 Architect: TPG Architecture
 Photo: ©Veronica Bean
 on behalf of TPG Architecture

To order samples, contact your local sales representative




FEATURES AND BENEFITS

- Made from 100% recycled materials.
- Uses quick and easy to install swivel-clips that utilizes standard grid.
- Multiple profiles and unlimited spacing allow for endless possibilities.
- Provides excellent acoustic performance with Array-NRC* up to 1.20+.
- Available in 12mm-thick material.
- Third party integration of diffusers, lights, speakers, sprinklers, wifi, etc (independently suspended).


APPLICATIONS

- Interior Applications
- Pods, Islands, and Clouds
- Wall to Wall Ceilings
- Sloped Ceilings
- New Construction or Renovation
- Downward Accessible

STANDARD COLORTEX™ FINISHES



WOODGRAIN COLORTEX™ FINISHES



USG Ceilings Plus® Design Solutions

COLORTEX™ - BARZ®

ACOUSTIC PANEL SOLUTIONS

ORDER SAMPLES/LITERATURE
Contact your local sales rep.

TECHNICAL SERVICES
Contact your local sales rep.

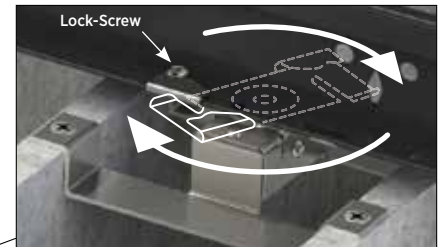
FOR MOST UP-TO-DATE TECHNICAL INFORMATION AND LEED REPORT TOOL
Contact your local sales rep.

PERFORMANCE OPTIONS

Application	Grid Options	Finish	Accessibility	Item No.	Thickness	Array-NRC*	Perforation	Fire Rating	Recycled Content	Maintenance
Interior	Donn® Brand DX* (15/16" Grid)	24 Standard Colors & 3 Wood Grains	Full Downward	---	12mm	Up to 1.20+	---	Class A, ASTM E84	60% Post-consumer/40% Pre-consumer content (hardware excluded)	See Installation Guide

DESIGN PARAMETERS

FULLY INSTALLED SYSTEM



- Swivel-Clip mechanism secures Baffle to Main Tee
- Adjust Baffle spacing & set position with Lock-Screw

SOLD AS INDIVIDUAL BAFFLE ASSEMBLIES
(brackets and swivel clips factory installed)



- PROFILES:**
- 2"W x 2"H
 - 2"W x 5"H
 - 2"W x 10"H
 - 3"W x 2"H
 - 3"W x 6"H
 - 4"W x 2"H
 - 4"W x 4"H
 - 4"W x 8"H
- LENGTHS:**
- 48"L
 - 72"L
 - 96"L

DETAIL & ACCESSORIES

INSTALLATION TYPE	JOINT DETAILS	ACCESSORIES
<p>Mounts to Grid via Swivel-Clip Brackets</p>	<p>Reveal: 1/4"</p>	<p>USG Logix™ - Universal Yoke</p> <p>Swivel-Clip Bracket</p> <p>Main Tee</p> <p>End Cap</p> <p>Cross Tee</p> <p>CL Clip</p>

Low Emissions (VOC)
CDPH 01350 v1.2-2017 compliant, see usg.com for more details and documentation.

PHYSICAL DATA

Product Literature
Please contact your local sales representative for the following documents:

Installation Guide: IC277043
Architectural Specification
Cleaning Instructions: IC277043
Warranty: SC2102

Fire Classification:
Colortex Barz material is Class A in accordance with ASTM E84.

Suspension System
Supporting main tees are classified as Heavy Duty as classified per ASTM C635 when tested in accordance with ASTM E3090 and AC368.

Seismic Compliance
Suspension System is included in ICC ES ESR 1222 for use in Seismic Design Categories A through F when installed according to ASTM C636 and ASTM E580. Alternate installation methods may be used when designed by a registered engineer and approved by the authority having jurisdiction. Test reports for suspension system performance may be available upon request.

Acoustic Performance:
*Array-NRC is calculated per ASTM C423 and varies with Colortex Barz profile size and spacing. Colortex Barz spaced closely together can achieve higher Array-NRC.

Integration:
Colortex Barz can accommodate a full range of Third-Party systems for any design intent. Air diffusers, speakers, sprinklers and other ceiling attached accessories can be independently attached to deck within our ceilings. CAD details are available online at www.usg.com.

Modification:
Panels are easily modified in the field with standard tools. See our Installation Guide.

Notice
The information in this document is subject to change without notice. CGC Inc. or USG Corp. assumes no responsibility for any errors that may inadvertently appear in this document.

IC277037/rev. 10-23
© 2023 USG Corporation and/or its affiliates. All rights reserved. Printed in U.S.A.


Manufactured by USG Interiors, LLC
550 West Adams Street
Chicago, IL 60661

The trademarks USG, CEILINGS PLUS, CGC, Colortex, Barz, Logix, Donn, the USG/CGC logo, the Ceilings Plus logo, the design elements and colors, and related marks are trademarks of USG Corporation or its affiliates.

Safety First! Follow good safety/industrial hygiene practices during installation. Wear appropriate personal protective equipment. Read SDS and literature before specification and installation.



USG Ceilings Plus[®] COLORTEX™ BARZ[®] + BRILLIANCE™ PET BAFFLES WITH INTEGRATED LIGHTING




Rendering
©USG Corporation 2023.
All rights reserved.

To order samples, contact your local sales representative



STANDARD COLORTEX™ FINISHES



WOODGRAIN COLORTEX™ FINISHES







FEATURES AND BENEFITS

- Colortex™ Barz[®] baffles now includes Brilliance™ lighting - a fully factory integrated linear LED lighting solution!
- Colortex™ made from 100% recycled materials.
- Excellent acoustic performance with Array-NRC* up to 1.20.
- Multiple profiles and unlimited spacing allow for endless creative possibilities.
- Options for swivel-clip to standard grid or individual hung with aircraft cables provides easy and quick installation.

APPLICATIONS

- Interior Applications
- Pods, Islands, and Clouds
- Wall to Wall Ceilings
- Sloped Ceilings
- New Construction or Renovation
- Downward Accessible

PERFORMANCE OPTIONS
(Ceiling Components)

Application	Grid Options	Finish	Accessibility	Item No.	Thickness	Array-NRC*	Perforation	Fire Rating	Recycled Content	Maintenance
										
Interior	DX* Tee Grid	24 Standard Colors & 3 Wood Grains	Full	---	1/2" Thick	Array-NRC up to 1.20+	---	Class A, ASTM E84	100% recycled material, including plant-based fibers	See architectural specification

PERFORMANCE OPTIONS
(Lighting Components)


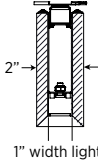
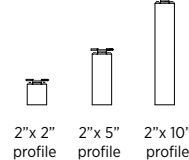
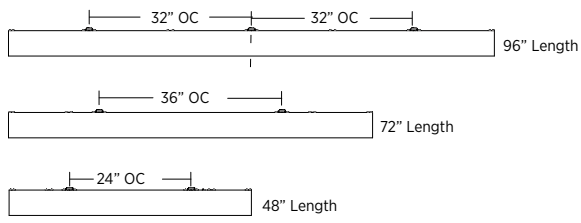
Application	Integration	Approvals	Operating Voltage	Certification	Dimming	Light Output @ 3500K	Average Power Consumption (for 8' section)	Efficacy Lm/W	Max RunLength (in series)	CRI
Interior	Factory integrated turnkey system	Class 2-96W Damp Listed	24 VDC	UL Listed	Dimmable 0-10V, DALI	580 lm/ft	5.9W/ft	98	16 Feet	92

Lighting Options	Light Color Options	Driver Options	
	3500K 4000K	** Need 1 for every 16ft of light ** Class 2 (96W) 0-10V dimmable	See our Integrated Lighting Technical Guide IC341979 for more details

PRE-ENGINEERED OPTIONS:

(1" width light)


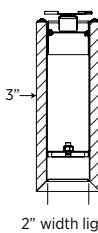
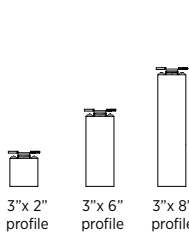
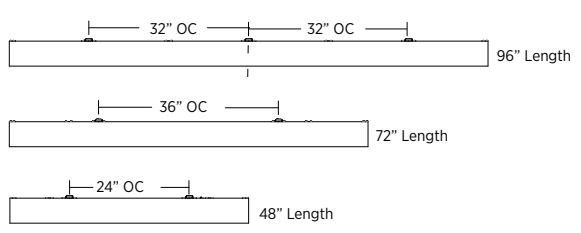
SECTION VIEW **PROFILES** **LENGTHS**

* All lengths available with 24" OC spacing when installing to existing tile 2'x2' ceiling

(2" width light)


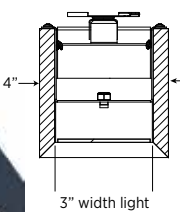
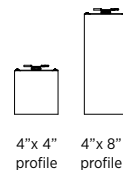
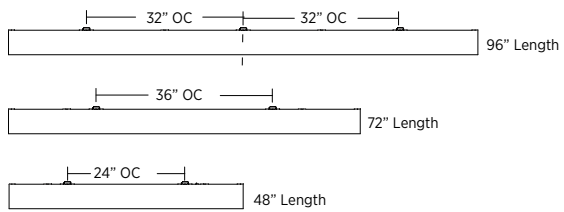
SECTION VIEW **PROFILES** **LENGTHS**

* All lengths available with 24" OC spacing when installing to existing tile 2'x2' ceiling

(3" width light)

SECTION VIEW **PROFILES** **LENGTHS**

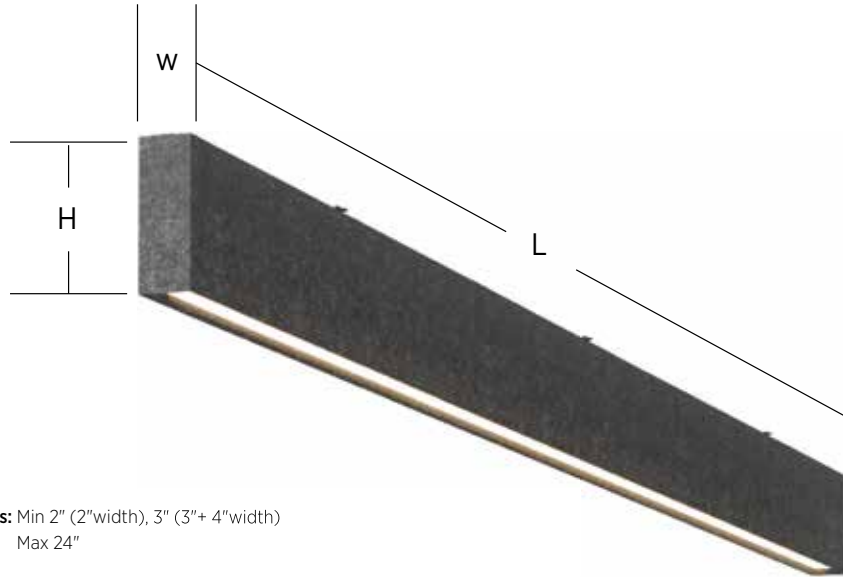
* All lengths available with 24" OC spacing when installing to existing tile 2'x2' ceiling

Custom Options
COLORTEX™ BARZ® + BRILLIANCE™
 BAFFLES WITH INTEGRATED LIGHTING

ORDER SAMPLES/LITERATURE
 Contact your local sales rep.
TECHNICAL SERVICES
 Contact your local sales rep.

**FOR MOST UP-TO-DATE
 TECHNICAL INFORMATION
 AND LEED REPORT TOOL**
 Contact your local sales rep.

CUSTOM SIZE OPTIONS



- **Height Options:** Min 2" (2"width), 3" (3"+ 4"width)
 Max 24"
- **Width Options:** 2", 3", +4"
- **Length Options:** Min 6"
 Max 102"

CUSTOM LIGHT OPTIONS

- Custom lumen output
- Custom tunable spectrum
- RGBW



Custom CCT available



Lighting layout and calculation services
 available upon request

CUSTOM LAYOUT OPTIONS



USG Ceilings Plus® Design Solutions

COLORTEX™ BARZ® + BRILLIANCE™

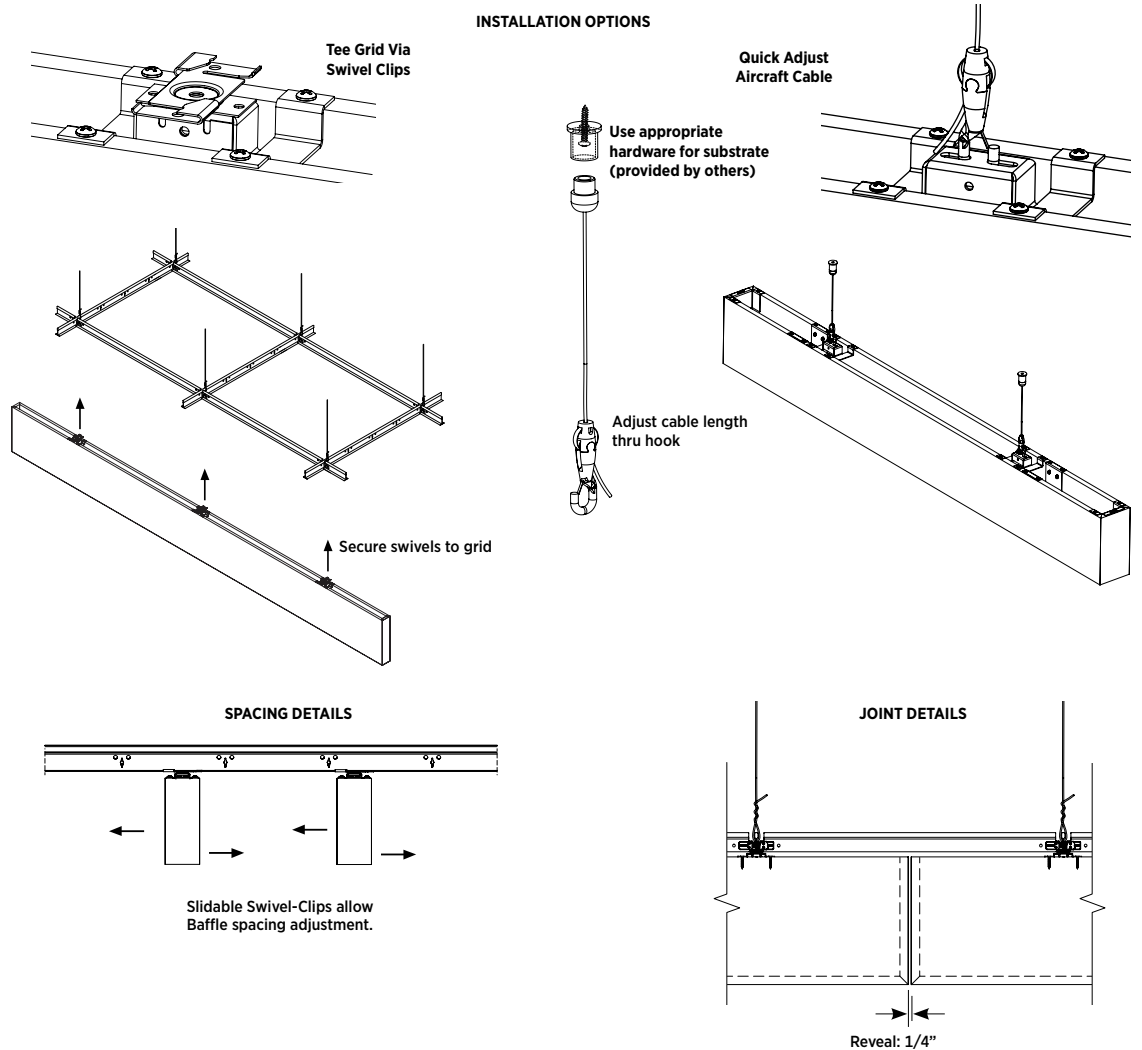
BAFFLES WITH INTEGRATED LIGHTING

ORDER SAMPLES/LITERATURE
Contact your local sales rep.

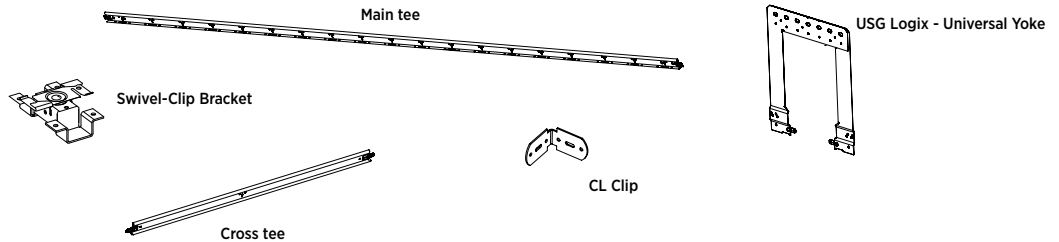
TECHNICAL SERVICES
Contact your local sales rep.

FOR MOST UP-TO-DATE TECHNICAL INFORMATION AND LEED REPORT TOOL
Contact your local sales rep.

SYSTEM DETAILS



ACCESSORIES



Product Literature

Please contact your local sales representative for the following documents:

Architectural Specification: IC355853
Installation Manual: IC277043
Warranty: SC2102
Technical Guide: IC341979

Fire Classification

Colortex Blades product line is Class A in accordance with ASTM E84.

Suspension System

Colortex Blades suspension system is ICC approved in accordance with International Building Code standards for seismic categories A, B, C, D, E, F. Calculations to support slotted grid and "heavy duty" rating is available upon request.

Seismic Compliance

USG Ceiling Plus designs, engineers and manufactures ceiling systems using heavy duty rated tee bar suspension components as outlined in ASTM C635 for all of its ceiling systems (as applicable). Full report is available upon request.

Structural Test Reports

USG Ceilings Plus has developed Colortex Blades ceiling systems to meet ASTM 635, ASTM 636 and typical local building code requirements. Test reports for suspension system performance may be available upon written request.

Acoustic Performance:

*Array-NRC is calculated per ASTM C423 and varies with Colortex Barz profile size and spacing. Colortex Barz spaced closely together can achieve higher Array-NRC.

Integration:

Colortex Blades can accommodate a full range of Third-Party systems for any design intent. Air diffusers, speakers, sprinklers and other ceiling attached accessories can be independently attached to deck within our ceilings. CAD details are available online at www.usg.com.

Notice

The information in this document is subject to change without notice. CGC Inc. or USG Corp. assumes no responsibility for any errors that may inadvertently appear in this document.

IC349072/rev. 11-23
© 2023 USG Corporation and/or its affiliates. All rights reserved. Printed in USA

Manufactured by USG Interiors, LLC
550 West Adams Street
Chicago, IL 60661

The trademarks USG, CEILINGS PLUS, CGC, Barz, Brilliance, Colortex, DX, the USG/CGC logo, the USG Ceilings Plus logo, the design elements and colors, and related marks are trademarks of USG Corporation or its affiliates.

Safety First! Follow good safety/industrial hygiene practices during installation. Wear appropriate personal protective equipment. Read SDS and literature before specification and installation.



USG Ceilings Plus® Design Solutions

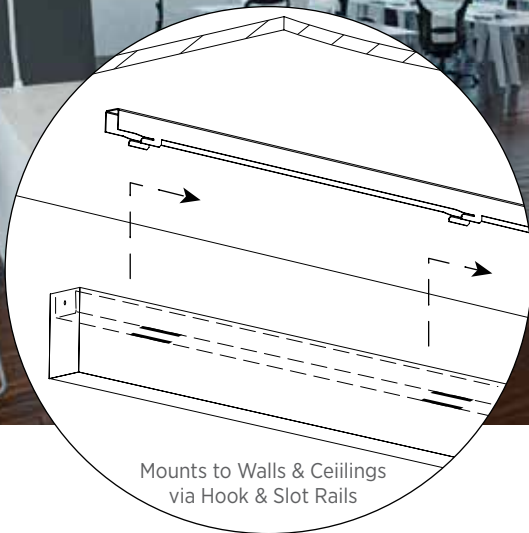
COLORTEX™ -BARZ® DIRECT MOUNT

ACOUSTIC PANEL SOLUTIONS



Rendering ©USG Corporation 2023. All rights reserved.

To order samples, contact your local sales representative



Mounts to Walls & Ceilings via Hook & Slot Rails


FEATURES AND BENEFITS

- Made from 100% recycled materials.
- Mounts flush to finished walls & ceilings with locking provision to secure in place.
- Hook & slot rails provide quick & easy installation.
- Multiple profiles and unlimited positioning allow for endless possibilities.
- Provides excellent acoustic performance with Array-NRC* up to 1.00.
- Available in 12 mm-thick material.


APPLICATIONS

- Interior Applications
- Pods, Islands, and Clouds
- Wall to Wall Ceilings
- Sloped Ceilings
- Wall Applications
- New Construction or Renovation
- Downward Accessible

STANDARD COLORTEX™ FINISHES



WOODGRAIN COLORTEX™ FINISHES



USG Ceilings Plus® Design Solutions COLORTEX™-BARZ® DIRECT MOUNT

ACOUSTIC PANEL SOLUTIONS

ORDER SAMPLES/LITERATURE
Contact your local sales rep.

TECHNICAL SERVICES
Contact your local sales rep.

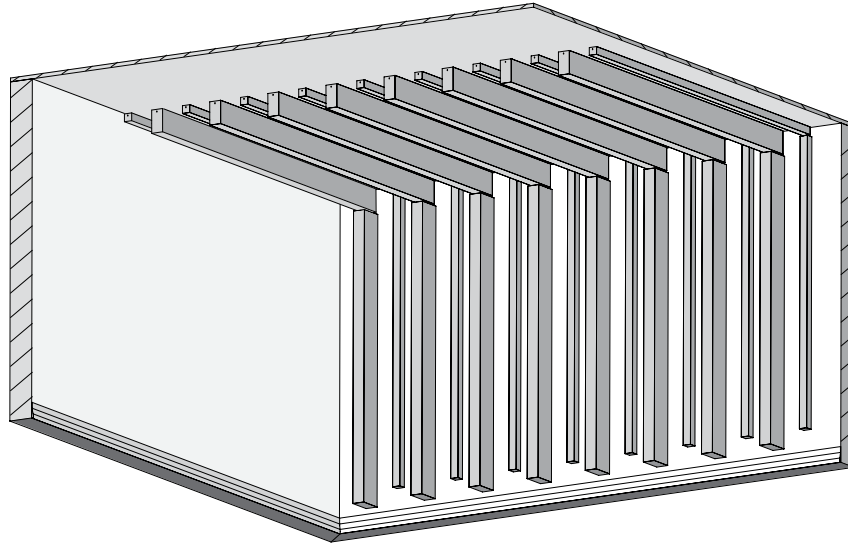
**FOR MOST UP-TO-DATE
TECHNICAL INFORMATION
AND LEED REPORT TOOL**
Contact your local sales rep.

PERFORMANCE OPTIONS

Application	Grid Options	Finish	Accessibility	Item No.	Thickness	Array-NRC*	Perforation	Fire Rating	Recycled Content	Maintenance
Interior	Direct mount via Hook & Slot Rails	24 Standard Colors & 3 Wood Grains	Full Downward	---	12mm	Up to 1.00	---	Class A, ASTM E84	60% Post-consumer/40% Pre-consumer recycled content (hardware excluded)	See installation Guide

DESIGN PARAMETERS

FULLY INSTALLED SYSTEM



PROFILES:

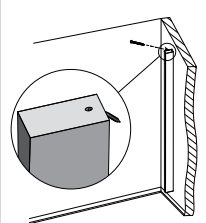
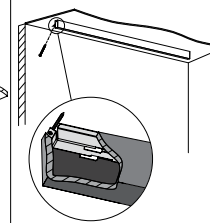
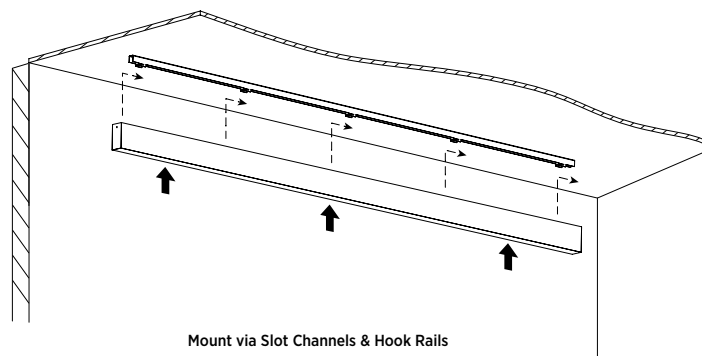
- 2"W x 2"H
- 2"W x 5"H
- 2"W x 10"H
- 3"W x 2"H
- 3"W x 6"H
- 4"W x 2"H
- 4"W x 4"H
- 4"W x 8"H

LENGTHS:

- 48"L
- 72"L
- 96"L

INSTALLATION DETAIL

INSTALLATION TYPES



Low Emissions (VOC)

CDPH 01350 v1.2-2017 compliant, see usg.com for more details and documentation.

PHYSICAL DATA

Product Literature

Please contact your local sales representative for the following documents:

Installation Guide: IC277043
Architectural Specification
Cleaning Instructions: IC277043
Warranty: SC2102

Fire Classification:

Colortex Barz material is Class A in accordance with ASTM E84.

Acoustic Performance:

*Array-NRC is calculated per ASTM C423 and varies with Colortex Barz profile size and spacing. Colortex Barz spaced closely together can achieve higher Array-NRC.

Integration:

Colortex Barz can accommodate a full range of Third-Party systems for any design intent. Air diffusers, speakers, sprinklers and other ceiling attached accessories can be independently attached to deck within our ceilings. CAD details are available online at www.usg.com.

Modification:

Panels are easily modified in the field with standard tools. See our Installation Guide.

Notice

The information in this document is subject to change without notice. CGC Inc. or USG Corp. assumes no responsibility for any errors that may inadvertently appear in this document.

IC307335/rev. 10-23

© 2023 USG Corporation and/or its affiliates. All rights reserved. Printed in U.S.A.

Manufactured by
USG Interiors, LLC
550 West Adams Street
Chicago, IL 60661

The trademarks USG, CEILINGS PLUS, CGC, Colortex, Barz, the USG/CGC logo, the Ceilings Plus logo, the design elements and colors, and related marks are trademarks of USG Corporation or its affiliates.

Safety First! Follow good safety/industrial hygiene practices during installation. Wear appropriate personal protective equipment. Read SDS and literature before specification and installation.




USG Ceilings Plus® COLORTEX™ - BLADES

ACOUSTIC PANEL SOLUTIONS



Rendering
©USG Corporation 2023.
All rights reserved.

To order samples, contact your local sales representative




FEATURES AND BENEFITS

- Made from 100% recycled materials.
- Fully accessible plenum at every panel location.
- Third party integration of diffusers, lights, speakers, sprinklers, wifi, etc (independently suspended).
- Design flexibility with unlimited profiles and layout options.
- Available in 12 mm and 24 mm (select colors) thickness panels 8' in length.
- Varied mounting arrangements are available to respond to any installation requirements or conditions.
- Class A per ASTM E84.
- Provides excellent acoustic performance with Array-NRC¹ up to 1.20.

APPLICATIONS


- Interior Applications
- Pods, Islands, and Clouds
- Wall to Wall Ceilings
- Sloped Ceilings
- New Construction
- Downward Accessible

STANDARD COLORTEX™ FINISHES



* Available in both 12 mm and 24 mm

WOODGRAIN COLORTEX™ FINISHES



USG Ceilings Plus® COLORTEX™ - BLADES





ACOUSTIC PANEL SOLUTIONS

ORDER SAMPLES/LITERATURE
Contact your local sales rep.

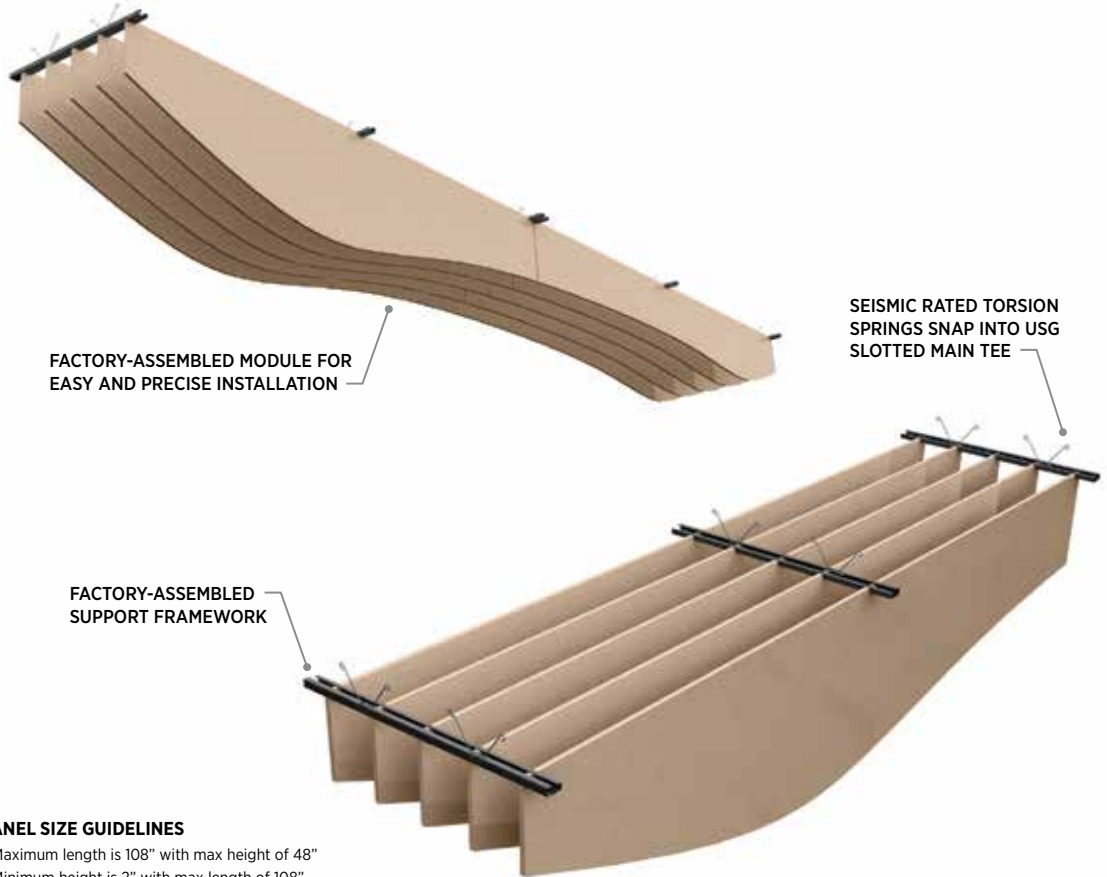
TECHNICAL SERVICES
Contact your local sales rep.

FOR MOST UP-TO-DATE TECHNICAL INFORMATION AND LEED REPORT TOOL
Contact your local sales rep.

PERFORMANCE OPTIONS

Application	Grid Options	Finish	Accessibility	Item No.	Thickness	Array-NRC ¹	Perforation	Fire Rating	Recycled Content	Maintenance
										
Interior	Torsion Spring Tee Grid, Direct Mount	24 Standard Colors & 3 Wood Grains, Custom Colors Available	Full Downward	---	12mm & 24mm	Up to 1.20	---	Class A, ASTM E84	60% Post-consumer/40% Pre-consumer recycled content (hardware excluded)	See architectural specification

DESIGN PARAMETERS



PANEL SIZE GUIDELINES

- Maximum length is 108" with max height of 48"
- Minimum height is 2" with max length of 108"
- Consult factory for custom panel size possibilities



Low Emissions (VOC)

CDPH 01350 v1.2-2017 compliant, see usg.com for more details and documentation.

PHYSICAL DATA

Product Literature

Please contact your local sales representative for the following documents:

Architectural Specification
Installation Manual: IC328647
Cleaning Instructions: IC328647
Warranty: SC2102

Fire Classification

Colortex Blades product line is Class A in accordance with ASTM E84.

Suspension System

Supporting main tees are classified as Heavy Duty as classified per ASTM C635 when tested in accordance with ASTM E3090 and AC368.

Seismic Compliance

Suspension System is included in ICC ES ESR 1222 for use in Seismic Design Categories A through F when installed according to ASTM C636 and ASTM E580. Alternate installation methods may be used when designed by a registered engineer and approved by the authority having jurisdiction. Test reports for suspension system performance may be available upon request.

Integration:

Colortex Blades can accommodate a full range of Third-Party systems for any design intent. Air diffusers, speakers, sprinklers and other ceiling attached accessories can be independently attached to deck within our ceilings. CAD details are available online at www.ceilingplus.com.

Modification

Panels are easily modified in the field with standard tools. See our full list of CAD details.

1. Array-NRC is calculated per ASTM C423 and varies with Colortex™ Barz™ profile size and spacing. Colortex™ Barz™ spaced closely together can achieve higher Array-NRC.

Notice

The information in this document is subject to change without notice. CGC Inc. or USG Corp. assumes no responsibility for any errors that may inadvertently appear in this document.

IC5405/rev. 10-23

© 2023 USG Corporation and/or its affiliates. All rights reserved. Printed in U.S.A.

Manufactured by USG Interiors, LLC
550 West Adams Street
Chicago, IL 60661


The trademarks USG, CEILINGS PLUS, CGC, Colortex, the USG/CGC logo, the USG Ceilings Plus logo, the design elements and colors, and related marks are trademarks of USG Corporation or its affiliates.

Safety First! Follow good safety/industrial hygiene practices during installation. Wear appropriate personal protective equipment. Read SDS and literature before specification and installation.




USG Ceilings Plus® Design Solutions COLORTEXT™ - BLADES

ACOUSTIC LINEAR CEILING SYSTEM




Rendering
©USG Corporation 2023.
All rights reserved.


To order samples, contact your local sales representative



STANDARD COLORTEXT™ FINISHES



WOODGRAIN COLORTEXT™ FINISHES



FEATURES AND BENEFITS

- Made from 100% recycled material.
- Fully accessible plenum at every panel location.
- Third party integration of diffusers, lights, speakers, sprinklers, wifi, etc (independently suspended).
- Design flexibility with unlimited profiles and layout options.
- Available in 1/2" thick.
- Provides excellent acoustic performance with Array-NRC* up to 1.20.

APPLICATIONS

- Interior Applications
- Pods, Islands, and Clouds

USG Ceilings Plus® Design Solutions

COLORTEX™ - BLADES





ACOUSTIC LINEAR CEILING SYSTEM

ORDER SAMPLES/LITERATURE
Contact your local sales rep.

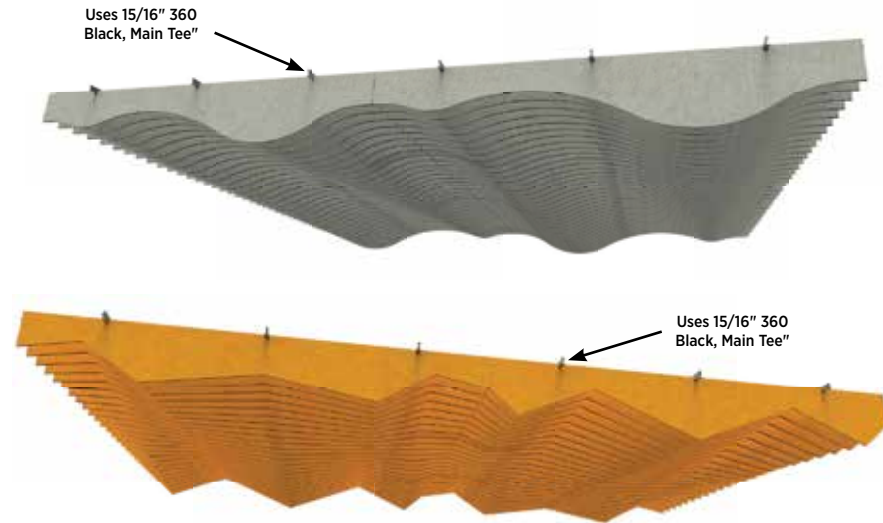
TECHNICAL SERVICES
Contact your local sales rep.

FOR MOST UP-TO-DATE TECHNICAL INFORMATION AND LEED REPORT TOOL
Contact your local sales rep.

PERFORMANCE OPTIONS

Application	Grid Options	Finish	Accessibility	Item No.	Thickness	Array-NRC*	Perforation	Fire Rating	Recycled Content	Maintenance
										
Interior	DX Tee Grid	24 Standard Colors & 3 Wood Grains	Full	---	1/2" Thick	Up to 1.20	---	Class A, ASTM E84	60% Post-consumer/40% Pre-consumer recycled content (hardware excluded)	See architectural specification

DESIGN CONFIGURATIONS




DYNAMIC DESIGN

The profile of each blade varies to create a visual dynamic design.

Dynamic modules consist of 16 blades

Multiple dynamic modules of the same design can be used to cover more area.



STATIC DESIGN

The profile of each blade is precisely the same.

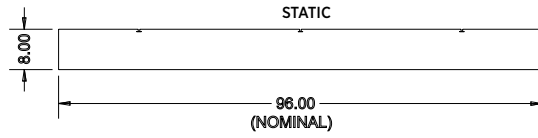
Each blade is 96" (nominal) in length and the gap between each blade is flexible. Specify quantities for your project needs.

Static blades designs can be used interchangeably because the minimum heights are to create unique designs.

DESIGN DETAILS

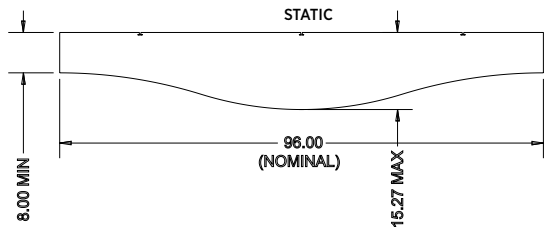
STRAIGHT

CBPA1100S96



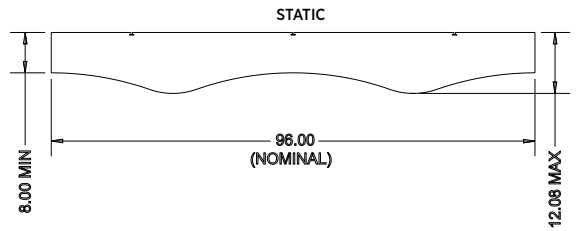
DROP

CBPA1200S96-A



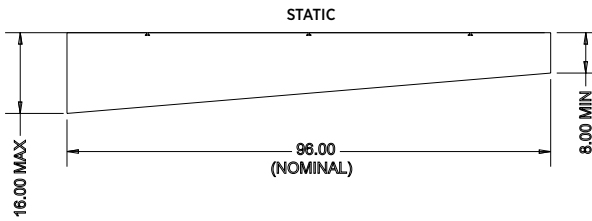
RIPPLE

CBPA1200S96-B



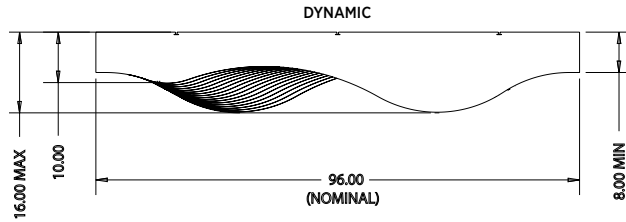
SLANT

CBPA1300S96

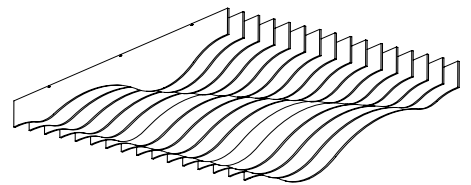


WAVES

CBPA2100D96

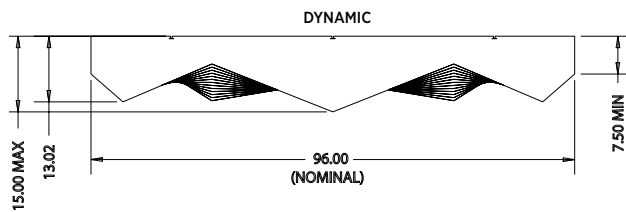


Sold in modules of 16

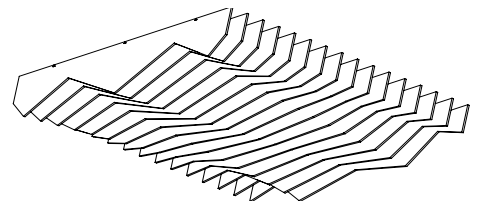


PEAKS

CBPA2200D96



Sold in modules of 16



USG Ceilings Plus® Design Solutions

COLORTEX™ - BLADES

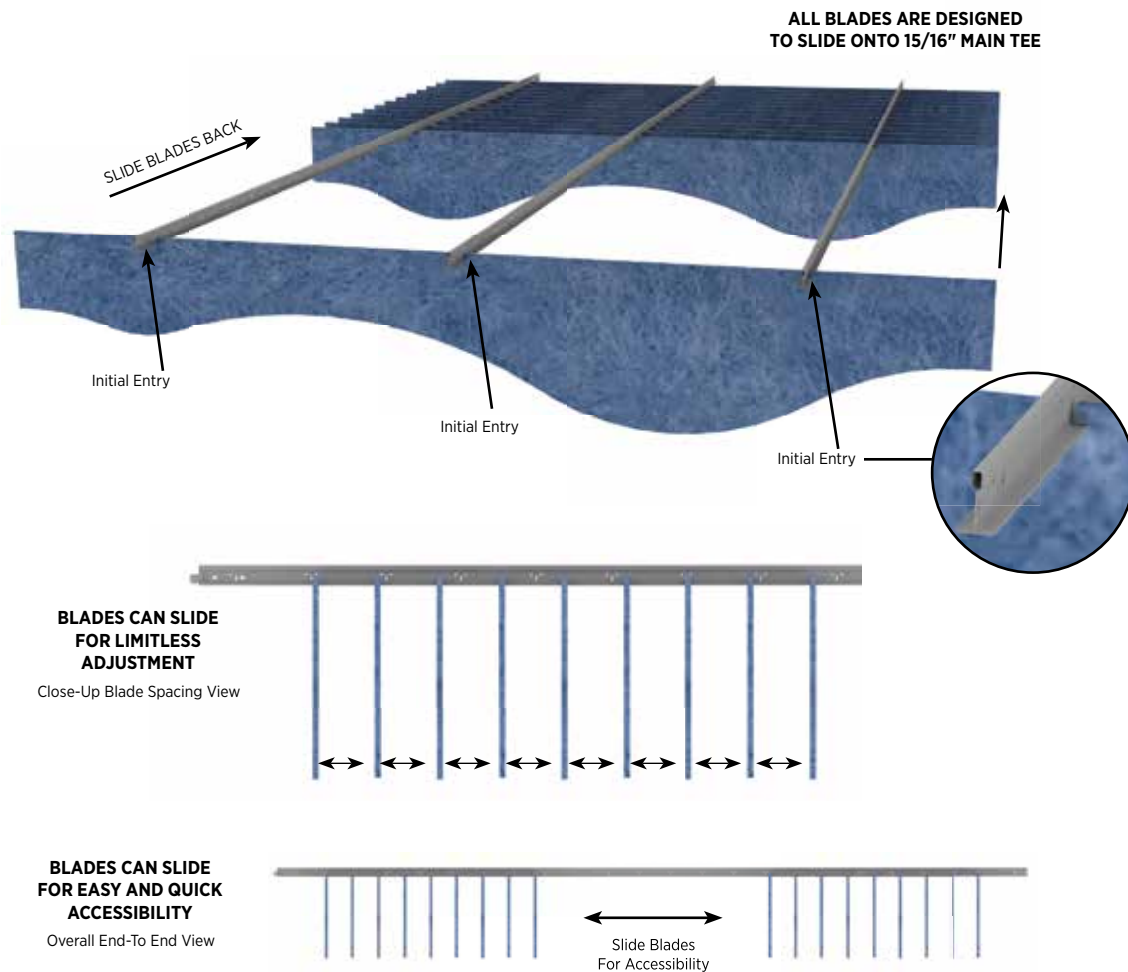
ACOUSTIC LINEAR CEILING SYSTEM

ORDER SAMPLES/LITERATURE
Contact your local sales rep.

TECHNICAL SERVICES
Contact your local sales rep.

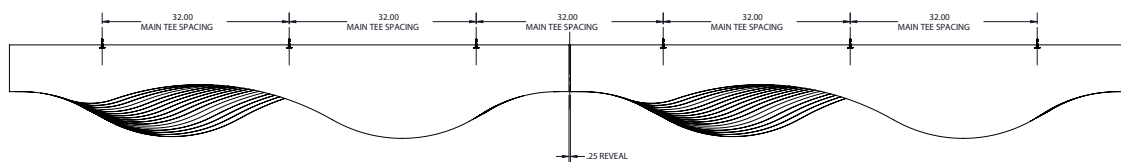
FOR MOST UP-TO-DATE TECHNICAL INFORMATION AND LEED REPORT TOOL
Contact your local sales rep.

ATTACHMENT DETAILS



SYSTEM DETAILS

BLADES ATTACH TO 15/16" MAIN TEE, UNSLOTTED, AT 32" INTERVALS



PHYSICAL DATA

Product Literature

Please contact your local sales representative for the following documents:

Architectural Specification
Installation Manual: IC328647
Cleaning Instructions: IC328647
Warranty: SC2102

Fire Classification

Colortex Blades product line is Class A in accordance with ASTM E84.

Suspension System

Supporting main tees are classified as Heavy Duty as classified per ASTM C635 when tested in accordance with ASTM E3090 and AC308.

Seismic Compliance

Suspension System is included in ICC ESR 1222 for use in Seismic Design Categories A through F when installed according to ASTM C636 and ASTM E580. Alternate installation methods may be used when designed by a registered engineer and approved by the authority having jurisdiction. Test reports for suspension system performance may be available upon request.

Acoustic Performance:

*Array-NRC is calculated per ASTM C423 and varies with Colortex™ Blades profile size and spacing. Colortex™ Blades spaced closely together can achieve higher Array-NRC.

Integration:

Colortex Blades can accommodate a full range of Third-Party systems for any design intent. Air diffusers, speakers, sprinklers and other ceiling attached accessories can be independently attached to deck within our ceilings. CAD details are available online at www.ceilingplus.com.

Modification

Panels are easily modified in the field with standard tools. See our full list of CAD details.

Notice

The information in this document is subject to change without notice. CGC Inc. or USG Corp. assumes no responsibility for any errors that may inadvertently appear in this document.

IC328635/rev. 10-23
© 2023 USG Corporation and/or its affiliates. All rights reserved. Printed in USA


Manufactured by USG Interiors, LLC
550 West Adams Street
Chicago, IL 60661

The trademarks USG, CEILINGS PLUS, CGC, Colortex, the USG/CGC logo, the USG Ceilings Plus logo, the design elements and colors, and related marks are trademarks of USG Corporation or its affiliates.

Safety First! Follow good safety/industrial hygiene practices during installation. Wear appropriate personal protective equipment. Read SDS and literature before specification and installation.



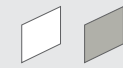
USG PARALINE® BAFFLES LINEAR CEILING AND WALL SYSTEM



Paraline® Baffles in different widths and depths, custom color
 Rendering
 ©USG Corporation 2023.
 All rights reserved.

TO ORDER SAMPLES, GO TO USG.COM OR CGCINC.COM

PAINTED METALS



Flat White
050


Silver Satin
002



Blanco Mat®
4182

Matte Black
4183

ANODIZED METALS



Brushed Aluminum
PIA12

Polished Chrome
PM61

TIMBRE™



Maple
4010

VG Fir
4011

Red Birch
4012

Golden Glow Oak
4198

Walnut
4014

Roasted Chestnut
4197

Cherry
4013

Mahogany
4015

Driftwood
4199

CUSTOM COLORS AVAILABLE



FEATURES AND BENEFITS

- Elegant and durable linear metal ceiling system consists of variable width and length baffles attached to standard USG Donn® Brand DX®, Gridware™ or Curvatura™ grid systems
- Clip on design offers unlimited access with no plenum depth requirements
- Unconstrained by suspension system in independent suspension applications
- Ideal for providing combined visual accents and acoustical control
- Available in acoustical or non-acoustical options
- Grouping Bar for increased installation speed and exact baffle spacing

APPLICATIONS

- Interior Applications
- Wall Applications
- Pods, Islands, and Clouds
- Wall to Wall Ceilings
- Sloped Ceilings
- Curved Ceilings
- New Construction or Renovation
- Downward Accessible
- Layout is Field Customizable

USG PARALINE® BAFFLES

ORDER SAMPLES/LITERATURE
 USG: usg.com or samplitt@usg.com
 CGC: contact Sales Representative

TECHNICAL SERVICES
 800.USG.4YOU (874-4968)

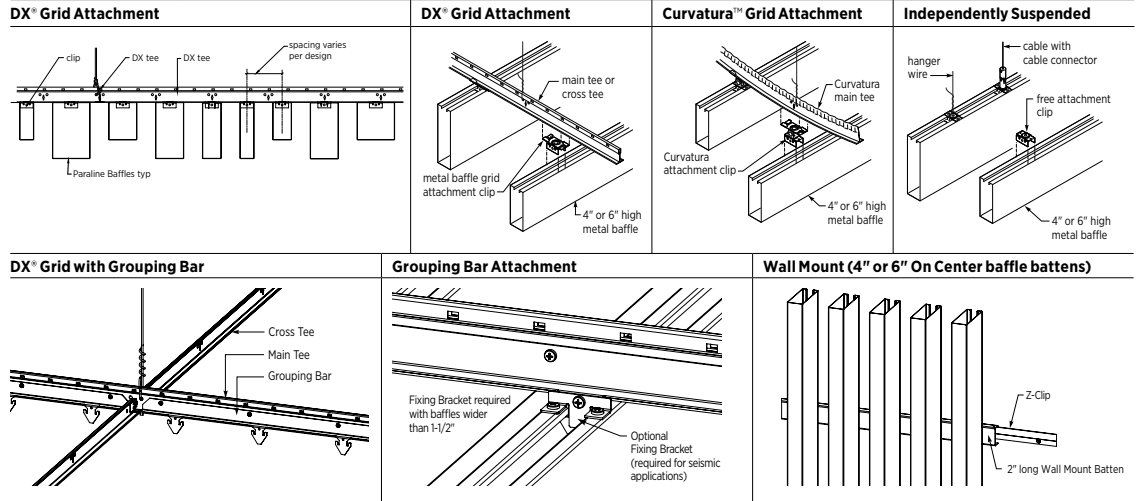
FOR MOST UP-TO-DATE
 TECHNICAL INFORMATION
 AND LEED REPORT TOOL
 usgdesignstudio.com
 cgcdesignstudio.com



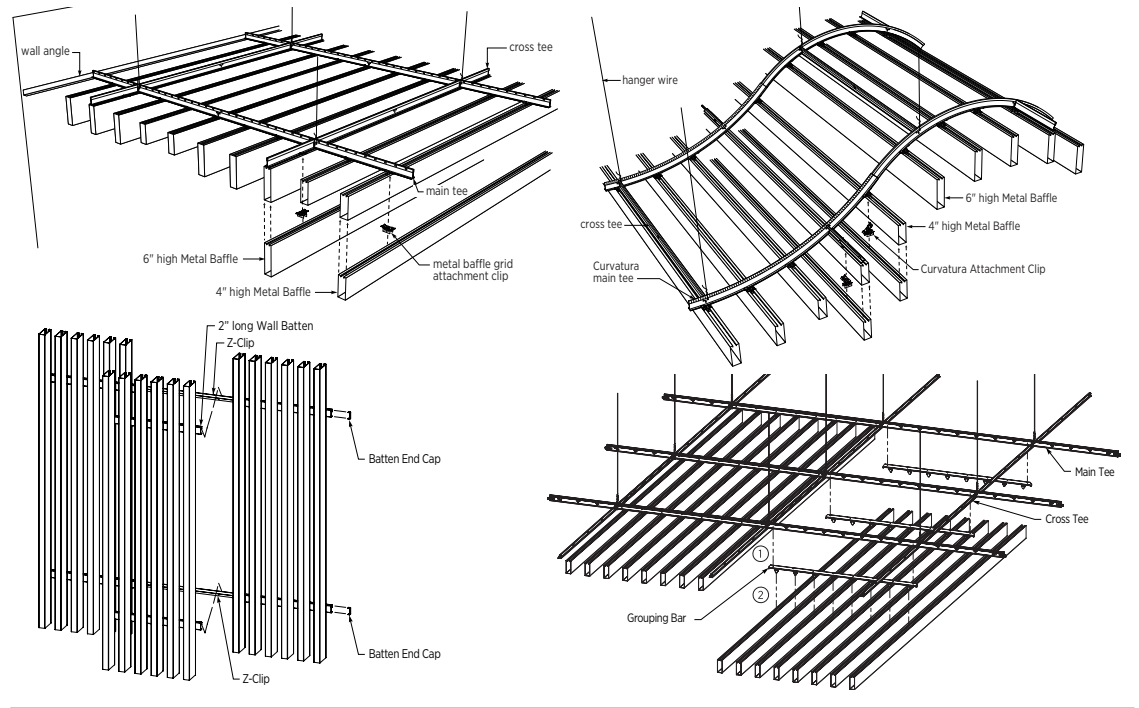
PRODUCT INFORMATION

Materials	Baffle Sizes - Height x Width x Length	Fire Rating	LR	Recycled Content	Array-NRC ¹
Aluminum baffles; painted, anodized and powder coated	4" x 1.5" x 24" - 144" 6" x 1.5" x 24" - 144" 4" x 2.0" x 24" - 144" 6" x 2.0" x 24" - 144" Standard lengths in 24" increments	Class A ASTM E84	0.93 for Blanco Mat 4182	Up to 65% Recycled Content	Up to 0.95 (requires perforations and acoustic infill)

DETAILS



PERSPECTIVE



PHYSICAL DATA

Low Emissions (VOC)
 CDPH 01350 v1.2-2017 compliance on select finishes, see usg.com for more details and documentation.

Product literature System Guide: IC701 Data sheet: IC700 Installation Guide: IC702 Field Cutting Instructions: IC718 usgdesignstudio.com or cgcdesignstudio.com	Warranty: SC2102 Perforation Selection Guide: IC425 Cleaning Instructions: IC518	ASTM E84 and CAN/ULC S102 surface-burning characteristics (with Acoustibond™ backer) Class A Flame spread: 25 or less Smoke developed: 50 or less Installation Install according to ASTM C636, ASTM E580, CISCA and USG requirements. Alternate installation methods may be used when approved by the authority having jurisdiction. USG recommends checking with the authority having jurisdiction prior to designing and installing a suspended ceiling system.	Limitation Some commercially acceptable color variation may occur between lots and between different size products of the same color. For more information about metal ceiling finishes, refer to <i>Metal Ceilings Technical Guidelines</i> published by the Ceilings & Interior Systems Construction Association (CISCA). Note 1. Array-NRC is calculated per ASTM C423 and varies with baffle profile size, spacing of baffles, perforation pattern, and acoustic backer/infill material. Perforated baffles spaced closely together with acoustic infill provide higher Array-NRC. 2. For perforated then post painted Paraline® Baffles use fiberglass in polybag for sound absorption 3. All perforations, including CD06305NB (A062), are on vertical sides of baffles only.
Online tools usgdesignstudio.com or cgcdesignstudio.com	Seismic Paraline Baffles with Grouping Bar has been engineered, full scale dynamic tested, and approved per AC156, AC368, and ASTM E3118, test criteria when installed per USG installation instructions. System Approved for seismic categories A through F.	Seismic Paraline Baffles with Grouping Bar has been engineered, full scale dynamic tested, and approved per AC156, AC368, and ASTM E3118, test criteria when installed per USG installation instructions. System Approved for seismic categories A through F.	

The Timbre finish used on Paraline Baffles incorporates a coating manufactured by a third party manufacturer which provides a 30-year limited warranty under the circumstances set forth in the warranty. This limited warranty is issued to USG Ceilings Plus, LLC and USG Interiors, LLC ("USG"). In the event our customer experiences a problem with the coating covered by the third party manufacturer's limited warranty, USG will use the information you provide to file a claim under the limited warranty.

Manufactured by USG Interiors, LLC
 550 West Adams Street
 Chicago, IL 60661

The trademarks USG, CGC, ACOUSTIBOND, BLANCO MAT, CURVATURA, DONN, DX, GRIDWARE, PARALINE, TIMBRE, IT'S YOUR WORLD. BUILD IT., the USG/CGC logo, the design elements and colors, and related marks are trademarks of USG Corporation or its affiliates.


Safety First! Follow good safety/industrial hygiene practices during installation. Wear appropriate personal protective equipment. Read SDS and literature before specification and installation.

Notice
 The information in this document is subject to change without notice. CGC Inc. or USG Corp. assumes no responsibility for any errors that may inadvertently appear in this document.

IC700/rev. 10-23
 © 2023 USG Corporation and/or its affiliates. All rights reserved.
 Printed in USA



USG TRUE® WOOD GRILLES



USG True® Wood
Modular Grilles shown in Light Cherry
Rendering
©USG Corporation 2023.
All rights reserved.

TO ORDER SAMPLES, GO TO USG.COM OR CGCINC.COM



Dark
Cherry



Light
Cherry



Maple



Red Oak



Walnut

FEATURES AND BENEFITS

- USG True® Wood Grilles are FSC® Certified
- Lay-in panel sizes of 2'x2', 2'x4' with various configurations
- Modular panel sizes of 1'x8' with multiple configurations
- Integrated felt backer available
- Design support is available

APPLICATIONS

- Interior Applications
- Pods, Islands, and Clouds
- Wall to Wall Ceilings
- Sloped Ceilings
- New Construction or Renovation
- Downward Accessible (Modular)

USG True® Wood Horizontal Lay-In Grilles



USG TRUE® WOOD LAY-IN GRILLES

ORDER SAMPLES/LITERATURE
USG: usg.com or samplitt@usg.com
CGC: contact Sales Representative

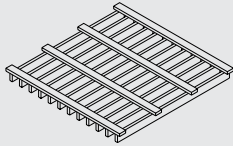
TECHNICAL SERVICES
800.USG.4YOU (874-4968)

FOR MOST UP-TO-DATE
TECHNICAL INFORMATION
AND LEED REPORT TOOL
usgdesignstudio.com
cgcdesignstudio.com



USG True® Wood Lay-in Grilles offer universal installation and design flexibility as they can be installed in multiple orientations. Panels are designed to lay into USG Donn® Brand grid systems, offering both aesthetic appeal and easy access to mechanicals above. In the vertical orientation, often the slats can be used to shield the plenum.

VERTICAL SLAT ORIENTATION



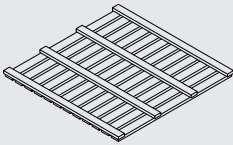
Designed for 9/16" Intermediate or Heavy Duty Grid Systems

Type	Product Size (nominal)	Width	Length	Slat Width	Slat Height	Slats per Panel	Slat Orientation	Weight
Lay-in Grille	24" x 24" x 2"	24"	24"	1/2"	1-1/2"	12	Vertical	1.24 lb./sq. ft.
Lay-in Grille	24" x 48" x 2"	24"	48"	1/2"	1-1/2"	12	Vertical	1.20 lb./sq. ft.

Designed for 15/16" Intermediate or Heavy Duty Grid Systems

Type	Product Size (nominal)	Width	Length	Slat Width	Slat Height	Slats per Panel	Slat Orientation	Weight
Lay-in Grille	24" x 24" x 2"	24"	24"	1/2"	1-1/2"	12	Vertical	1.26 lb./sq. ft.
Lay-in Grille	24" x 48" x 2"	24"	48"	1/2"	1-1/2"	12	Vertical	1.23 lb./sq. ft.

HORIZONTAL SLAT ORIENTATION



Designed for 9/16" Intermediate or Heavy Duty Grid Systems

Type	Product Size (nominal)	Width	Length	Slat Width	Slat Height	Slats per Panel	Slat Orientation	Weight
Lay-in Grille	24" x 24" x 1"	24"	24"	1-1/2"	1/2"	12	Horizontal	1.24 lb./sq. ft.
Lay-in Grille	24" x 48" x 1"	24"	48"	1-1/2"	1/2"	12	Horizontal	1.20 lb./sq. ft.

Designed for 15/16" Intermediate or Heavy Duty Grid Systems

Type	Product Size (nominal)	Width	Length	Slat Width	Slat Height	Slats per Panel	Slat Orientation	Weight
Lay-in Grille	24" x 24" x 1"	24"	24"	1-1/2"	1/2"	10	Horizontal	1.10 lb./sq. ft.
Lay-in Grille	24" x 48" x 1"	24"	48"	1-1/2"	1/2"	10	Horizontal	1.10 lb./sq. ft.

GRID PROFILE OPTIONS

A USG DX®/DXL™ (Intermediate or Heavy Duty, 1-1/2" high)	B USG Centricitee™ DXT™ (Intermediate or Heavy Duty, 1-1/2" high)

ACOUSTICAL OPTIONS

Refer to Sales Brochure: IC716

USG TRUE® WOOD MODULAR GRILLES

ORDER SAMPLES/LITERATURE
 USG: usg.com or samplitt@usg.com
 CGC: contact Sales Representative

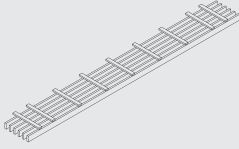
TECHNICAL SERVICES
 800 USG.4YOU (874-4968)

FOR MOST UP-TO-DATE
 TECHNICAL INFORMATION
 AND LEED REPORT TOOL
 usgdesignstudio.com
 cgcdesignstudio.com



USG True® Wood Modular Grilles offer a simple installation and high aesthetic appeal. Panels can be easily installed on USG Donn® Brand grid systems with either a wood screw or square clip, providing easy access to the plenum. The vertical orientation of the slats shields the plenum from sight. Optional felt backer can be factory-installed.

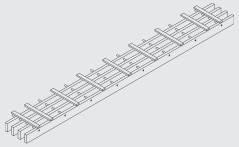
BATTEN ONLY



Designed for 15/16" Heavy Duty Grid Systems

Type	Product Size (nominal)	Width	Length	Slat Height	Slat Width	Slats per Panel	Slat Spacing	Slat Orientation	Mounting	Weight
Modular Grille	12" x 96" x 1-7/8"	12"	96"	1-3/8"	5/8"	6	1-3/8"	Vertical	Batten	1.32 lb./sq. ft.
Modular Grille	12" x 96" x 1-7/8"	12"	96"	1-3/8"	5/8"	8	7/8"	Vertical	Batten	1.70 lb./sq. ft.
Modular Grille	12" x 96" x 2-3/4"	12"	96"	2-1/4"	5/8"	6	1-3/8"	Vertical	Batten	2.10 lb./sq. ft.
Modular Grille	12" x 96" x 2-3/4"	12"	96"	2-1/4"	5/8"	8	7/8"	Vertical	Batten	2.63 lb./sq. ft.

BATTEN AND DOWEL



Designed for 15/16" Heavy Duty Grid Systems

Type	Product Size (nominal)	Width	Length	Slat Height	Slat Width	Slats per Panel	Slat Spacing	Slat Orientation	Mounting	Weight
Modular Grille	12" x 96" x 3-3/4"	12"	96"	3-1/4"	5/8"	6	1-3/8"	Vertical	Batten & Dowel	2.86 lb./sq. ft.
Modular Grille	12" x 96" x 2-3/4"	12"	96"	2-1/4"	1"	4	2"	Vertical	Batten & Dowel	2.20 lb./sq. ft.
Modular Grille	12" x 96" x 3-3/4"	12"	96"	3-1/4"	1"	4	2"	Vertical	Batten & Dowel	3.10 lb./sq. ft.
Modular Grille	12" x 96" x 4-3/4"	12"	96"	4-1/4"	1"	4	2"	Vertical	Batten & Dowel	3.90 lb./sq. ft.
Modular Grille	12" x 96" x 3-3/4"	12"	96"	3-1/4"	1-1/4"	3	2-3/4"	Vertical	Batten & Dowel	2.86 lb./sq. ft.
Modular Grille	12" x 96" x 4-3/4"	12"	96"	4-1/4"	1-1/4"	3	2-3/4"	Vertical	Batten & Dowel	3.66 lb./sq. ft.
Modular Grille	12" x 96" x 5-3/4"	12"	96"	5-1/4"	1-1/4"	3	2-3/4"	Vertical	Batten & Dowel	4.47 lb./sq. ft.

GRID PROFILE OPTIONS

A
 USG DX®/DXL™ (Heavy Duty, 1-1/2" high)



ACOUSTICAL OPTIONS

Refer to Sales Brochure: IC716

USG TRUE® WOOD GRILLES

ORDER SAMPLES/LITERATURE
 USG: usg.com or samplitt@usg.com
 CGC: contact Sales Representative

TECHNICAL SERVICES
 800.USG.4YOU (874-4968)

FOR MOST UP-TO-DATE TECHNICAL INFORMATION AND LEED REPORT TOOL
 usgdesignstudio.com
 cgcdesignstudio.com



ACCESSORIES

Name	Description	Part Number	Unit of Measure	Qty
Batten Modular	Plywood Batten, stained black (11-7/8" Length, 1-1/4" Width)	749620	Carton	50
Batten (Middle) Lay-in	Plywood Batten, stained black (23-3/4" Length, 1-1/4" Width)	749621	Carton	50
Batten (End) Lay-in	Plywood Batten, stained black (23-3/4" Length, 3" Width)	749622	Carton	50
Perimeter Bracket	Secure Wood Trim to Ceiling Assembly	749623	Carton	50
180° Splice Plate	Splice Lengths of Wood Trim Together	749624	Carton	50
90° Splice Plate	Splice Corners of Wood Trim Together	749625	Carton	50
Lay-in Sample	Submittal Sample for Lay-in Grille	600648	Each	1
Modular Sample	Submittal Sample for Modular Grille	600649	Each	1
Felt Backer	Polyester Felt Backer, 1 mm thick, 12" width x 300 feet	749626	Roll	1
Felt Backer	Polyester Felt Backer, 1 mm thick, 24" width x 300 feet	749627	Roll	1
Dowel	1/2" Diameter x 11-7/8" Long; stained black	749628	Carton	50
Mounting Clip	Square Clip Used to Secure Battens to Grid	749629	Carton	50
PFB	Panel Fixing Bracket	746602	Carton	50

PHYSICAL DATA

Product literature
 Data sheet: IC715
 Sales brochure: IC716
 Finishes sheet: IC559
 Warranty: SC2102
 Installation Guide: IC274760

Online tools
usgdesignstudio.com or cgcdesignstudio.com

- Notes**
- Building environmental conditions should be maintained in accordance with ASHRAE Standard 62.1.2013.
 - Refer to *CICSA Wood Ceilings Technical Guidelines* for best practices on installed wood ceilings.
 - **Color Disclaimer:** Printed and/or online color swatches are only reproductions of actual standards and will vary in appearance due to differences in monitor and printer output.
 - **Wood Disclaimer:** Wood is a natural grain product with variations in grain, texture and color often ranging from light to dark, thereby affecting the surface look. Product finishes are spray-applied stain or sealer coats.
 - These representations should not be used to finalize color selection(s).
 - Fire testing results available upon request.

Notice
 The information in this document is subject to change without notice. CGC Inc. or USG Corp. assumes no responsibility for any errors that may inadvertently appear in this document.

IC715/10-23
 © 2023 USG Corporation and/or its affiliates. All rights reserved. Printed in USA

Manufactured by
 USG Interiors, LLC
 550 West Adams Street
 Chicago, IL 60661

The trademarks USG, CGC, CENTRICITEE, DONN, DX, DXL, DXT, TRUE, IT'S YOUR WORLD. BUILD IT., the USG/CGC logo, the design elements and colors, and related marks are trademarks of USG Corporation or its affiliates.

Safety First! Follow good safety/industrial hygiene practices during installation. Wear appropriate personal protective equipment. Read SDS and literature before specification and installation.






USG Ceilings Plus® Illusions® Metal Panel Ceiling System
+ USG Ceilings Plus® Barz® Modular Acoustic Baffles
Finish: Lumen White, Timbre™ Red Birch
Honolulu International Airport - Mauka Concourse
Architect: KYA
Photo: ©Andrea Brizzi for KYA

PODS



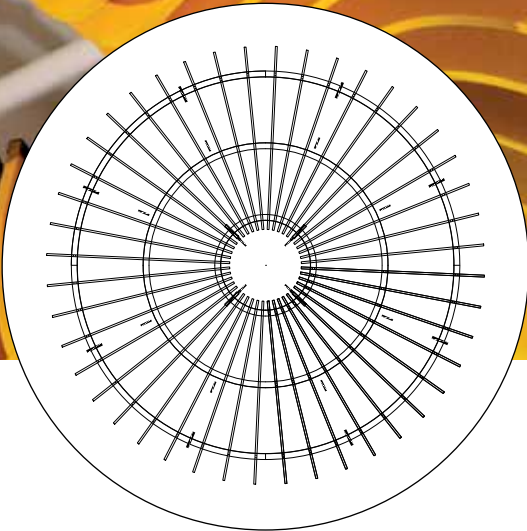
USG Ceilings Plus® COLORTEX™ - RADIALZ™

ACOUSTIC PANEL SOLUTIONS



Designer: Rana Ahmadi
Photo: © Adam Feldstain

To order samples, contact your local sales representative




FEATURES AND BENEFITS

- Made from 100% recycled materials.
- Available in our Sunflower and Talon profiles.
- Third party integration of diffusers, lights, speakers, sprinklers, wifi, etc (independently suspended).
- Available in 12mm and 24mm (select colors).
- Mounting options are threaded rod or hanger wire to deck.
- Class A per ASTM E84.
- Provides excellent acoustic performance with Array-NRC¹ up to 1.00.

APPLICATIONS


- Interior Applications
- Pods, Islands, and Clouds
- New Construction or Renovation

STANDARD COLORTEX™ FINISHES



* Available in both 12mm and 24mm

WOODGRAIN COLORTEX™ FINISHES



USG Ceilings Plus® COLORTEX™ - RADIALZ™

ACOUSTIC PANEL SOLUTIONS

ORDER SAMPLES/LITERATURE
Contact your local sales rep.

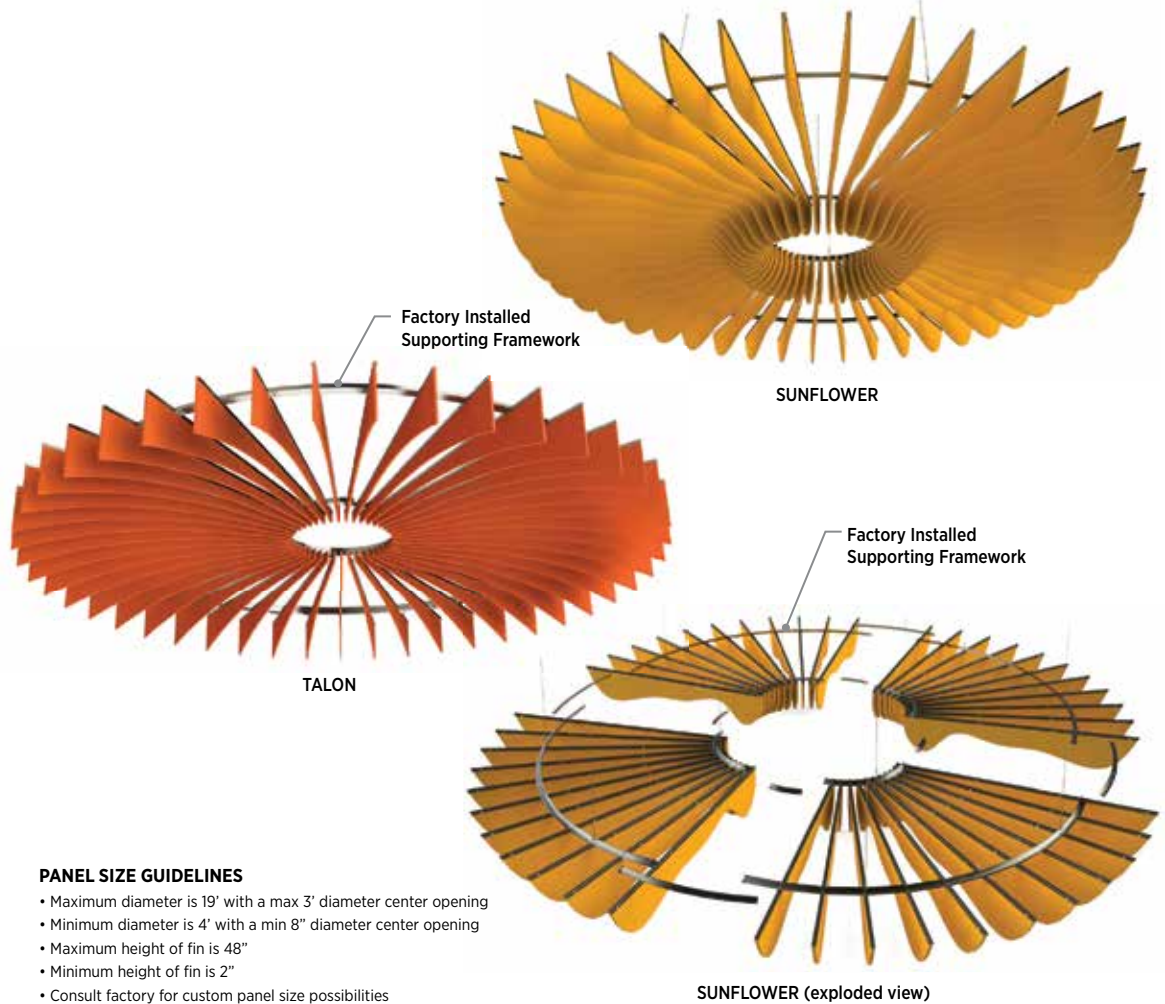
FOR MOST UP-TO-DATE TECHNICAL INFORMATION AND LEED REPORT TOOL
Contact your local sales rep.

TECHNICAL SERVICES
Contact your local sales rep.

PERFORMANCE OPTIONS

Application	Grid Options	Finish	Accessibility	Item No.	Thickness	Array-NRC ¹	Perforation	Fire Rating	Recycled Content	Maintenance
Interior	Direct Mount	24 Standard Colors & 3 Wood Grains, Custom Colors Available	Downward	---	12mm & 24mm	Up to 1.00	---	Class A, ASTM E84	60% Post-consumer/40% Pre-consumer recycled content (hardware excluded)	See architectural specification

DESIGN PARAMETERS



PANEL SIZE GUIDELINES

- Maximum diameter is 19' with a max 3' diameter center opening
- Minimum diameter is 4' with a min 8" diameter center opening
- Maximum height of fin is 48"
- Minimum height of fin is 2"
- Consult factory for custom panel size possibilities



Low Emissions (VOC)

CDPH 01350 v1.2-2017 compliant, see usg.com for more details and documentation.

PHYSICAL DATA

Product Literature

Please contact your local sales representative for the following documents:

Architectural Specification
Installation Manual: IC307857
Cleaning Instructions: IC307857
Warranty: SC2102

Fire Classification

Colortex Radialz product line is Class A in accordance with ASTM E84.

Suspension System

Supporting main tees are classified as Heavy Duty as classified per ASTM C635 when tested in accordance with ASTM E3090 and AC368.

Seismic Compliance

Suspension System is included in ICC ES ESR 1222 for use in Seismic Design Categories A through F when installed according to ASTM C636 and ASTM E580. Alternate installation methods may be used when designed by a registered engineer and approved by the authority having jurisdiction. Test reports for suspension system performance may be available upon request.

Integration

Colortex Radialz can accommodate a full range of Third-Party systems for any design intent. Air diffusers, speakers, sprinklers and other ceiling attached accessories can be independently attached to deck within our ceilings. CAD details are available online at www.ceilingplus.com.

1. Array-NRC is calculated per ASTM C423 and varies with Colortex™ Radialz™ profile and configuration. Colortex™ Radialz™ spaced closely together and/or overlapped can achieve higher Array-NRC.

Notice

The information in this document is subject to change without notice. CGC Inc. or USG Corp. assumes no responsibility for any errors that may inadvertently appear in this document.

IC5406/rev. 10-23

© 2023 USG Corporation and/or its affiliates. All rights reserved. Printed in U.S.A.

Manufactured by USG Interiors, LLC
550 West Adams Street
Chicago, IL 60661

The trademarks USG, CEILINGS PLUS, CGC, Colortex, Radialz, the USG/CGC logo, the USG Ceilings Plus logo the design elements and colors, and related marks are trademarks of USG Corporation or its affiliates.


Safety First! Follow good safety/industrial hygiene practices during installation. Wear appropriate personal protective equipment. Read SDS and literature before specification and installation.



USG Ceilings Plus® Design Solutions

COLORTEX™ - RADIALZ™


ACOUSTIC PANEL SOLUTIONS




Designer: Rana Ahmadi
Photo: © Adam Feldstain

To order samples, contact your local sales representative

STANDARD COLORTEX™ FINISHES



WOODGRAIN COLORTEX™ FINISHES



FEATURES AND BENEFITS

- Made from 100% recycled materials.
- Uses adjustable quick-connect aircraft cable fittings for easy install.
- Multiple sizes and designs for endless arrangements.
- Provides excellent acoustic performance with Array-NRC¹ up to 1.00.
- Available in 12mm-thick material.
- Third party integration of diffusers, lights, speakers, sprinklers, wifi, etc. (independently suspended).

APPLICATIONS

- Interior Applications
- Pods, Islands, and Clouds
- New Construction or Renovation

USG Ceilings Plus® Design Solutions COLORTEX™-RADIALZ™

ACOUSTIC PANEL SOLUTIONS

ORDER SAMPLES/LITERATURE

Contact your local sales rep.

FOR MOST UP-TO-DATE

TECHNICAL INFORMATION

AND LEED REPORT TOOL

Contact your local sales rep.

TECHNICAL SERVICES

Contact your local sales rep.


SUNFLOWER

PERFORMANCE OPTIONS

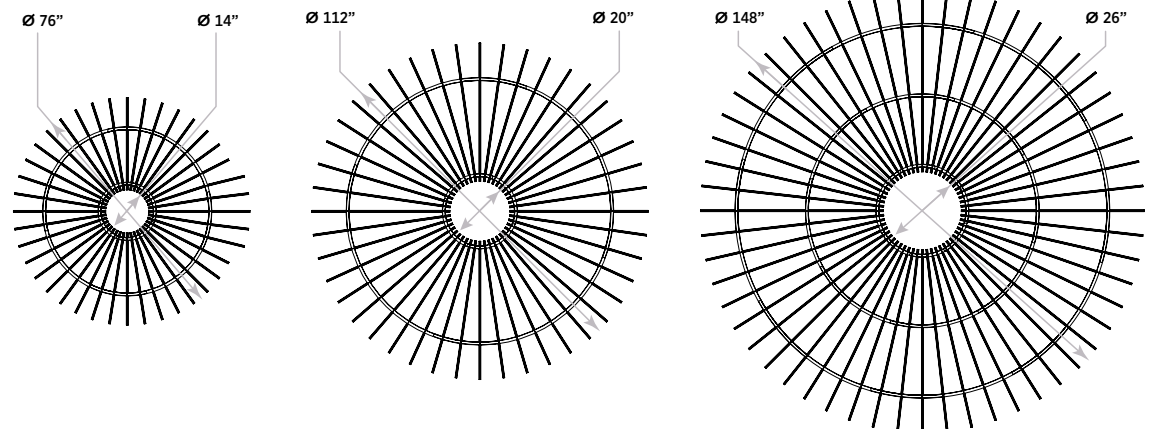
Application	Grid Options	Finish	Accessibility	Item No.	Thickness	Array-NRC ¹	Perforation	Fire Rating	Recycled Content	Maintenance
Interior	N/A	24 Standard Colors & 3 Wood Grains	Full Downward	—	12mm	Up to 1.00	N/A	Class A, ASTM E84	60% Post-consumer/40% Pre-consumer recycled content (hardware excluded)	See Installation Manual

DESIGN PARAMETERS

FULLY INSTALLED SYSTEM



SIZING GUIDELINES



Low Emissions (VOC)

CDPH 01350 v1.2-2017 compliant, see usg.com for more details and documentation.

PHYSICAL DATA

Product Literature

Please contact your local sales representative for the following documents:

Installation Guide: IC307857
Architectural Specification
Cleaning Instructions: IC307857
Warranty: SC2102

Fire Classification:

Colortex Radialz material is Class A in accordance with ASTM E84.

Suspension System

Supporting main tees are classified as Heavy Duty as classified per ASTM C635 when tested in accordance with ASTM E3090 and AC368.

Seismic Compliance

Suspension System is included in ICC ES ESR 1222 for use in Seismic Design Categories A through F when installed according to ASTM C636 and ASTM E580. Alternate installation methods may be used when designed by a registered engineer and approved by the authority having jurisdiction. Test reports for suspension system performance may be available upon request.

Structural Test Reports

USG Ceilings Plus has developed Colortex™ Radialz™ ceiling systems to meet ASTM 635, ASTM 636 and typical local building code requirements. Test reports for suspension system performance may be available upon written request.

Integration

Colortex™ Radialz™ can accommodate a full range of Third-Party systems for any design intent. Air diffusers, speakers, sprinklers and other ceiling attached accessories can be independently attached to deck within our ceilings. CAD details are available online at www.usg.com.

1. Array-NRC is calculated per ASTM C423 and varies with Colortex™ Radialz™ profile and configuration. Colortex™ Radialz™ spaced closely together and/or overlapped can achieve higher Array-NRC.

USG Ceilings Plus® Design Solutions COLORTEX™-RADIALZ™

ACOUSTIC PANEL SOLUTIONS

ORDER SAMPLES/LITERATURE
Contact your local sales rep.

**FOR MOST UP-TO-DATE
TECHNICAL INFORMATION
AND LEED REPORT TOOL**
Contact your local sales rep.

TECHNICAL SERVICES
Contact your local sales rep.

DROP

PERFORMANCE OPTIONS

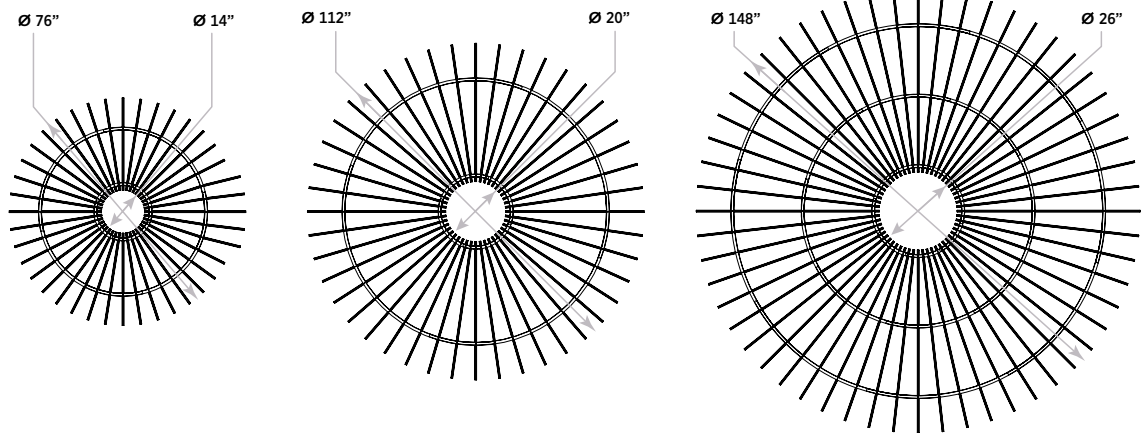
Application	Grid Options	Finish	Accessibility	Item No.	Thickness	Array-NRC ¹	Perforation	Fire Rating	Recycled Content	Maintenance
Interior	N/A	24 Standard Colors & 3 Wood Grains	Full Downward	—	12mm	Up to 1.00	N/A	Class A, ASTM E84	60% Post-consumer/40% Pre-consumer recycled content (hardware excluded)	See Installation Manual

DESIGN PARAMETERS

FULLY INSTALLED SYSTEM



SIZING GUIDELINES



Low Emissions (VOC)
CDPH 01350 v1.2-2017 compliant, see usg.com for more details and documentation.

PHYSICAL DATA

Product Literature
Please contact your local sales representative for the following documents:

Installation Guide: IC307857
Architectural Specification
Cleaning Instructions: IC307857
Warranty: SC2102

Fire Classification:
Colortex Radialz material is Class A in accordance with ASTM E84.

Suspension System
Supporting main tees are classified as Heavy Duty as classified per ASTM C635 when tested in accordance with ASTM E3090 and AC308.

Seismic Compliance
Suspension System is included in ICC ES ESR 1222 for use in Seismic Design Categories A through F when installed according to ASTM C636 and ASTM E580. Alternate installation methods may be used when designed by a registered engineer and approved by the authority having jurisdiction. Test reports for suspension system performance may be available upon request.

Structural Test Reports
USG Ceilings Plus has developed Colortex Radialz ceiling systems to meet ASTM 635, ASTM 636 and typical local building code requirements. Test reports for suspension system performance may be available upon written request.

Integration
Colortex Radialz can accommodate a full range of Third-Party systems for any design intent. Air diffusers, speakers, sprinklers and other ceiling attached accessories can be independently attached to deck within our ceilings. CAD details are available online at www.usg.com.

1. Array-NRC is calculated per ASTM C423 and varies with Colortex™ Radialz™ profile and configuration. Colortex™ Radialz™ spaced closely together and/or overlapped can achieve higher Array-NRC.

USG Ceilings Plus® Design Solutions COLORTEX™-RADIALZ™

ACOUSTIC PANEL SOLUTIONS

ORDER SAMPLES/LITERATURE

Contact your local sales rep.

FOR MOST UP-TO-DATE

TECHNICAL INFORMATION

AND LEED REPORT TOOL

Contact your local sales rep.

TECHNICAL SERVICES

Contact your local sales rep.


TALON

PERFORMANCE OPTIONS

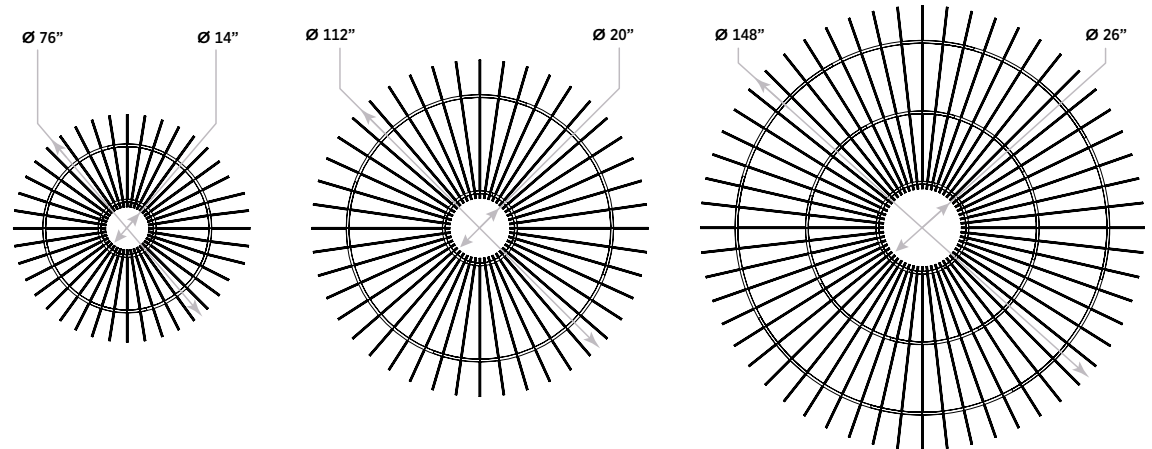
Application	Grid Options	Finish	Accessibility	Item No.	Thickness	Array-NRC ¹	Perforation	Fire Rating	Recycled Content	Maintenance
Interior	N/A	24 Standard Colors & 3 Wood Grains	Full Downward	—	12mm	Up to 1.00	N/A	Class A, ASTM E84	60% Post-consumer/40% Pre-consumer recycled content (hardware excluded)	See Installation Manual

DESIGN PARAMETERS

FULLY INSTALLED SYSTEM



SIZING GUIDELINES



Low Emissions (VOC)

CDPH 01350 v1.2-2017 compliant, see usg.com for more details and documentation.

PHYSICAL DATA

Product Literature

Please contact your local sales representative for the following documents:

Installation Guide: IC307857
Architectural Specification
Cleaning Instructions: IC307857
Warranty: SC2102

Fire Classification:

Colortex Radialz material is Class A in accordance with ASTM E84.

Suspension System

Supporting main tees are classified as Heavy Duty as classified per ASTM C636 when tested in accordance with ASTM E3090 and AC308.

Seismic Compliance

Suspension System is included in ICC ES ESR 1222 for use in Seismic Design Categories A through F when installed according to ASTM C636 and ASTM E580. Alternate installation methods may be used when designed by a registered engineer and approved by the authority having jurisdiction. Test reports for suspension system performance may be available upon request.

Structural Test Reports

USG Ceilings Plus has developed Colortex Radialz ceiling systems to meet ASTM 635, ASTM 636 and typical local building code requirements. Test reports for suspension system performance may be available upon written request.

Integration

Colortex Radialz can accommodate a full range of Third-Party systems for any design intent. Air diffusers, speakers, sprinklers and other ceiling attached accessories can be independently attached to deck within our ceilings. CAD details are available online at www.usg.com.

1. Array-NRC is calculated per ASTM C423 and varies with Colortex™ Radialz™ profile and configuration. Colortex™ Radialz™ spaced closely together and/or overlapped can achieve higher Array-NRC.

Notice

The information in this document is subject to change without notice. CGC Inc. or USG Corp. assumes no responsibility for any errors that may inadvertently appear in this document.

IC307317/rev. 10-23

© 2023 USG Corporation and/or its affiliates. All rights reserved. Printed in U.S.A.


Manufactured by
USG Interiors, LLC
550 West Adams Street
Chicago, IL 60661

The trademarks USG, CEILINGS PLUS, CGC, Colortex, Radialz, the USG/CGC logo, the Ceilings Plus logo, the design elements and colors, and related marks are trademarks of USG Corporation or its affiliates.

Safety First! Follow good safety/industrial hygiene practices during installation. Wear appropriate personal protective equipment. Read SDS and literature before specification and installation.



USG LIBRETTO® GRIDLESS METAL SYSTEM



USG Libretto® Gridless Metal System Serpentine Design with Contoured Perforation
Lighting provided by others.

TO ORDER SAMPLES, GO TO USG.COM OR CGCINC.COM

PAINTED COLORS



Flat White
050



Silver Satin
002



Blanco[®]
Mat[®]
4182

CUSTOM COLORS AVAILABLE



FEATURES AND BENEFITS

- Collaborate with USG to create a custom design tailored to your space.
- Individually fabricated aluminum panels interconnect to form a continuous, uninterrupted plane.
- Carrier system is concealed and custom-fit, with choice of three perimeter profiles to achieve proper scale.
- You can request a contoured pattern that follows the shape of your USG Libretto® ceiling, specify a custom graphic or select a standard pattern for a square or rectangular ceiling.

APPLICATIONS

- Interior Applications
- Pods, Islands, and Clouds
- Curved Ceilings
- New Construction or Renovation
- No Visible Grid
- Backlit Ceilings



USG LIBRETTO® GRIDLESS METAL SYSTEM

ORDER SAMPLES/LITERATURE
USG: usg.com or samplitt@usg.com
CGC: contact Sales Representative

TECHNICAL SERVICES
800.USG.4YOU (874-4968)

FOR MOST UP-TO-DATE
TECHNICAL INFORMATION
AND LEED REPORT TOOL
usgdesignstudio.com
cgcdesignstudio.com

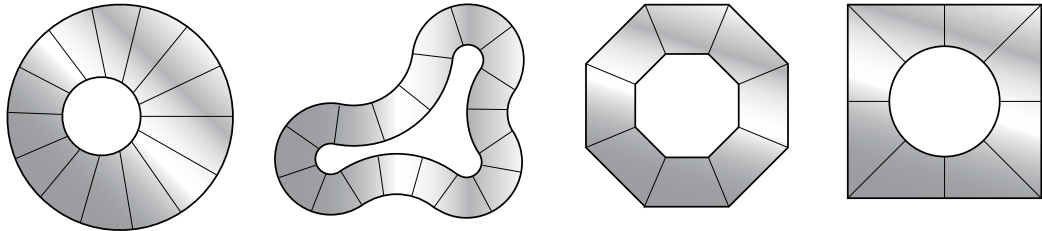
PRODUCT INFORMATION

Materials	Perimeter Profile	Plenum Depth	Finishes
Panels: Aluminum Carrier system: Cold-rolled steel Edge profile: Cold-rolled steel	4", 6" or 8" in height.	Minimum 12", with 8" clearance above top edge of perimeter profile.	Panels available perforated with a contoured pattern that follows the shape of your ceiling, a custom graphic pattern, or a standard pattern for a square or rectangular ceiling. Optional black or white Acoustibond™ backer available. Smooth, unperforated metal also available.

DETAILS Design Concepts

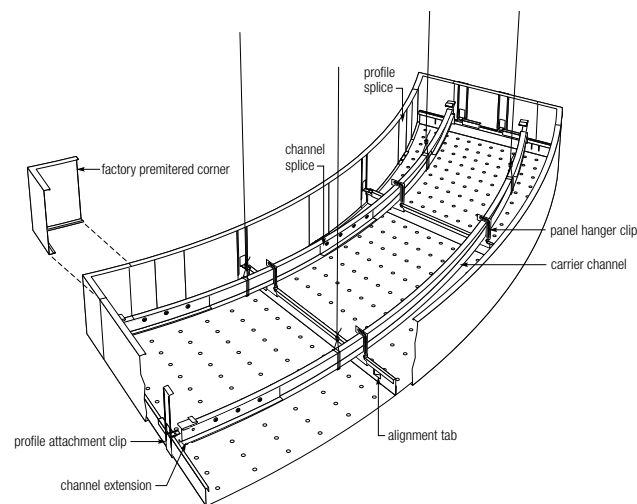
Radial	Crescent	Serpentine	Four-Sided Polygon

Torus



View from above

Assembly



Low Emissions (VOC)

CDPH 01350 v1.2-2017 compliance on select finishes, see usg.com for more details and documentation.

PHYSICAL DATA

Product literature

System brochure: IC525
 Data sheet: IC526
 Warranty: SC2102
 Installation Guides: IC453
 Seismic Technical Guide: SC2494
 Perforation Guide: IC425
 Cleaning Instructions: IC518

Online tools

usgdesignstudio.com or cgcdesignstudio.com

ASTM E84 and CAN/ULC S102 Surface-burning characteristics (with light diffusing backer)

Class A
 Flame Spread: 25 or less
 Smoke development: 50 or less

Limitation

Some commercially acceptable color variation may occur between lots and between different size products of the same color. For more information about metal ceiling finishes, refer to *Metal Ceilings Technical Guidelines* published by the Ceilings & Interior Systems Construction Association.

Recycled content

USG Libretto® aluminum panels: ≤ 25% recycled content;
 USG Libretto® suspension and trim: 25% recycled content.

Notes

1. Libretto® panels available in Blanco Mat® 4182 up to 2' wide and up to 6' long.

Notice

The information in this document is subject to change without notice. CGC Inc. or USG Corp. assumes no responsibility for any errors that may inadvertently appear in this document.

IC526/rev. 7-23

© 2023 USG Corporation and/or its affiliates. All rights reserved. Printed in U.S.A.

Manufactured by USG Interiors, LLC
 550 West Adams Street
 Chicago, IL 60661


The trademarks USG, CGC, ACOUSTIBOND, LIBRETTO, IT'S YOUR WORLD. BUILD IT., the USG/CGC logo, the design elements and colors, and related marks are trademarks of USG Corporation or its affiliates.

Safety First! Follow good safety/industrial hygiene practices during installation. Wear appropriate personal protective equipment. Read SDS and literature before specification and installation.



USG HALCYON™ CANOPIES


CLIMAPLUS™ PERFORMANCE



USG Halcyon™ Canopies
 Rendering
 ©USG Corporation 2023.
 All rights reserved.

TO ORDER SAMPLES, GO TO USG.COM OR CGCINC.COM


PREMIUM COLORS



STANDARD COLOR



CUSTOM COLOR



FEATURES AND BENEFITS

- Ideal for providing both visual accents and acoustical control.
- Exceptional noise reduction in a variety of designs, sizes and colors.
- High light-reflective finish on white products with glare reduction backer paint. (LR .90)
- Easy to install.
- ClimaPlus™ 30-year limited system warranty against visible sag, mold and mildew.

APPLICATIONS

- Interior Applications
- Pods, Islands, and Clouds
- Sloped Ceilings
- New Construction or Renovation
- Layout is Field Customizable

SUBSTRATE

- Fiberglass

Fine-Textured Panel

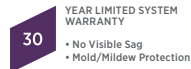
USG HALCYON™ CANOPIES

CLIMAPLUS™ PERFORMANCE

ORDER SAMPLES/LITERATURE
 USG: usg.com or samplitt@usg.com
 CGC: contact Sales Representative

TECHNICAL SERVICES
 800.USG.4YOU (874-4968)

FOR MOST UP-TO-DATE
 TECHNICAL INFORMATION
 AND LEED REPORT TOOL
 usgdesignstudio.com
 cgcdesignstudio.com



SIZES AND CONFIGURATIONS

Square, Item: 99140 	Square w/ Rounded Corners, Item: 99150 	Square w/ Square Corner Cutouts, Item: 99152 	Square w/ Rounded Corner Cutouts, Item: 99151
Rectangle, Item: 99136 	Rectangle, Item: 99135 	Rectangle, Item: 99134 	Rectangle, Item: 99131
Rectangle, Item: 99132 	Rectangle, Item: 99133 	Octagon, Item: 99157 	Hexagon, Item: 99156
Circle, Item: 99139 	Oval, Item: 99138 	Oval, Item: 99137 	Concave, Item: 99158
Convex, Item: 99159 	Triangle, Item: 99153 	Right Triangle, Item: 99154 	Right Triangle, Item: 99155
Trapezoid, Item: 99160 	RSL: Reverse Shadowline Edge <p>Edges are heavily textured and certain lighting conditions may accentuate this appearance.</p>	Install with USG Canopy Anchors: HCA522 <p>Unless otherwise specified, USG Halcyon™ Canopies come with a glare reducing gray backer paint. The smooth veiled face and unveiled edges are painted a matching color based on selection.</p>	

ClimaPlus™ Warranty Performance

Fiberglass substrate is inherently resistant to the growth of mold and mildew. Includes sag-resistance performance.

PHYSICAL DATA

Product literature
 Data sheet: SC2797

Online tools
 usgdesignstudio.com or cgcdesignstudio.com

ASTM E1264 classification
 ASTM E1264-22 Type XII, Form 2, Pattern E & G
 ASTM E12643-23 Type B, Form B2, Pattern E & G

Weight
 0.47 lb./sq. ft. (1" panels)

Recycled Content:
 40%

ASTM E84 and CAN/ULC S102 surface-burning characteristics

Class A
 Flame spread: 25 or less
 Smoke developed: 50 or less

Thermal resistance
 R-4.4 (1" panels)

Seismic applications
 Refer to *Seismic Technical Guide, Specialty Decorative Ceilings* (SC2494) for more information on architectural components.

Maintenance

Can be cleaned easily with a soft brush or vacuum. To clean panel, use a clean, white cloth with water or a mild detergent and wipe surface.

Additional Information

- USG Halcyon™ Canopies are flat, however with critical lighting may exhibit deflection no more than 1/8". Environmental conditions may adversely effect deflection.
- Care should be taken to minimize movement due to air flow within a space.
- USG Halcyon™ Canopy Anchors (HCA522) are included with each panel. Dots represent anchor points.
- Hanger wire (12 ga) or clear acrylic rod (max 1/8" diameter) to be used as horizontal spacer when appropriate.
- Panels must be ordered in multiples of two.
- Custom size, shape and color options are available. Consult your USG sales associate.
- Acoustical Performance: Up to 1.10 sabins per square foot (white). Array-NRC values vary with canopy size, spacing, and configuration.
- Do not backload.

Notice

The information in this document is subject to change without notice. CGC Inc. or USG Corp. assumes no responsibility for any errors that may inadvertently appear in this document.

SC2797/10-23

© 2023 USG Corporation and/or its affiliates. All rights reserved. Printed in USA

Manufactured by USG Interiors, LLC
 550 West Adams Street
 Chicago, IL 60661

The trademarks USG, CGC, CLIMAPLUS, HALCYON, IT'S YOUR WORLD. BUILD IT., the USG/CGC logo, the design elements and colors, and related marks are trademarks of USG Corporation or its affiliates.

Safety First! Follow good safety/industrial hygiene practices during installation. Wear appropriate personal protective equipment. Read SDS and literature before specification and installation.



USG CELEBRATION™ CANOPIES



USG Celebration™ Canopies,
Flat White
NKarta
Architect: Pencil Box Architects
Photo: ©Robert Calderwood

TO ORDER SAMPLES, GO TO USG.COM OR CGCINC.COM


PAINTED METALS



WOOD TONES - TEXTURED



ANODIZED METALS



CUSTOM COLORS AVAILABLE



FEATURES AND BENEFITS

- Aluminum panels provide a monolithic appearance.
- Durable and easy to maintain.
- Shipped pre-assembled, ready for easy and fast installation.
- Specially engineered hardware allows for simple suspension.
- Exceptional noise reduction with absorption from both the front and back of the panels.
- High light-reflective finish (LR-0.93) for Blanco Mat®, 4182.
- Integral return edge requires no finish trim.
- Concealed suspension components with no visible hardware.
- Innovative connection options allow for grouped and ungrouped designs.
- Unconstrained by a linked suspension system to allow freedom of assembly and alignment.

APPLICATIONS

- Interior Applications
- Pods, Islands, and Clouds
- Sloped Ceilings
- New Construction or Renovation
- Layout is Field Customizable



USG CELEBRATION™ CANOPIES

ORDER SAMPLES/LITERATURE
 USG: usg.com or samplitt@usg.com
 CGC: contact Sales Representative

TECHNICAL SERVICES
 800.USG.4YOU (874-4968)

FOR MOST UP-TO-DATE TECHNICAL INFORMATION AND LEED REPORT TOOL
 usgdesignstudio.com
 cgcdesignstudio.com



PRODUCT INFORMATION¹

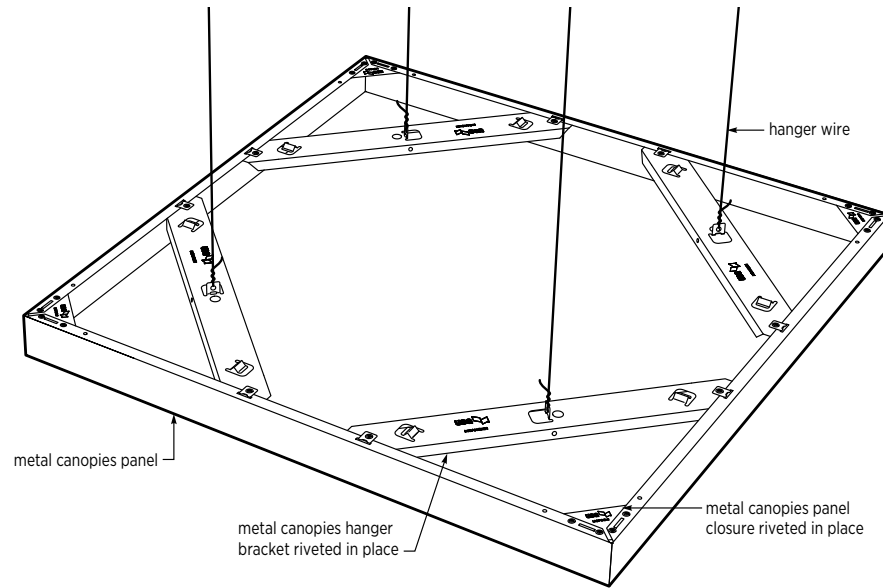
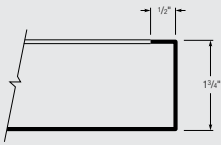
Materials	Edge	Panel Size	Fire Rating	LR	Recycled Content	Acoustical Performance Data	Weight
Aluminum panels; painted and anodized	1.75 in. 90° vertical return leg with 1/2 in. horizontal return flange	24" x 24"; 24" x 48"; 24" x 60"; 24" x 72"; 24" x 96"; 30" x 30"; 30" x 60"; 48" x 48"; 48" x 60" Custom size available	Class A ASTM 84	0.93 for Blanco Mat®, 4182 0.80 for Flat White, 050	up to 90%, finish dependent	See <i>USG Celebration™ Canopies Systems Guide</i> (IC633) for acoustical performance data.	0.63 lb./sq. ft.

Finishes

Panels available with perforation. Custom perforation sizes and patterns are available upon inquiry. A special acoustical backing is available for all perforated panels. See *USG Celebration™ Canopies Systems Guide* (IC633) for perforation availability. See *Perforation Selection Guide* (IC425) for custom perforation availability.

PERSPECTIVE

Panel edge section



Note: USG Celebration™ canopies are shipped with the hanger brackets and panel closure brackets assembled and attached.

Low Emissions (VOC)
 CDPH 01350 v1.2-2017 compliance on select finishes, see usg.com for more details and documentation.

High Recycled Content
 USG classifies High Recycled Content as greater than 50%. Total recycled content is based on product composition of postconsumer and preconsumer (postindustrial) recycled content per FTC guidelines.

PHYSICAL DATA

Product literature
 Installation Guide: IC632
 System Guide: IC633
 Data sheet: IC631
 Warranty: SC2102
 Perforations: IC425
 Cleaning Instructions: IC518

Online tools
 usgdesignstudio.com or cgcdesignstudio.com

Installation
 Install according to ASTM C636, ASTM E580, CISCA and USG requirements. Alternate installation methods may be used when approved by the authority having jurisdiction. USG recommends checking with the authority having jurisdiction prior to designing and installing a suspended ceiling system.

ASTM E84 and CAN/ULC S102 surface-burning characteristics (with Acoustibond™ backer)
 Class A
 Flame spread: 25 or less
 Smoke developed: 50 or less

Color variations
 Some commercially acceptable color variation may occur between lots and between different size canopies of the same color.

Note
 1. Celebration™ Canopies available in Blanco Mat® 4182 up to 2' wide and up to 6' long.

Notice
 The information in this document is subject to change without notice. CGC Inc. or USG Corp. assumes no responsibility for any errors that may inadvertently appear in this document.

IC631/rev. 10-23
 © 2023 USG Corporation and/or its affiliates. All rights reserved. Printed in U.S.A.


Manufactured by USG Interiors, LLC
 550 West Adams Street
 Chicago, IL 60661

The trademarks USG, CGC, BLANCO MAT, CELEBRATION, IT'S YOUR WORLD. BUILD IT., the USG/CGC logo, the design elements and colors, and related marks are trademarks of USG Corporation or its affiliates.

Safety First! Follow good safety/industrial hygiene practices during installation. Wear appropriate personal protective equipment. Read SDS and literature before specification and installation.



USG TRANSLUCENTS™ CANOPIES



USG Translucents™
Canopies

TO ORDER SAMPLES, GO TO USG.COM OR CGCINC.COM

DÉCORS



FEATURES AND BENEFITS

- Preformed curved panels.
- Available in a variety of decors that feature embedded fabrics and other materials as well as solid colors from the color gallery.
- Sculptural shape and elegant color for any project.
- Three easy-to-use elements: wave, vault or valley.
- Individual suspension or connected groupings for ribbons or larger spaces.
- Four simple connection/suspension points for fast, trouble-free installation.

APPLICATIONS

- Interior Applications
- Pods, Islands, and Clouds
- Sloped Ceilings
- Curved Ceilings
- New Construction or Renovation
- Backlit Ceilings

COLOR GALLERY¹



USG TRANSLUCENTS™ CANOPIES

ORDER SAMPLES/LITERATURE
 USG: usg.com or samplitt@usg.com
 CGC: contact Sales Representative

TECHNICAL SERVICES
 800 USG.4YOU (874-4968)

FOR MOST UP-TO-DATE TECHNICAL INFORMATION AND LEED REPORT TOOL
 usgdesignstudio.com
 cgcdesignstudio.com

PRODUCT INFORMATION

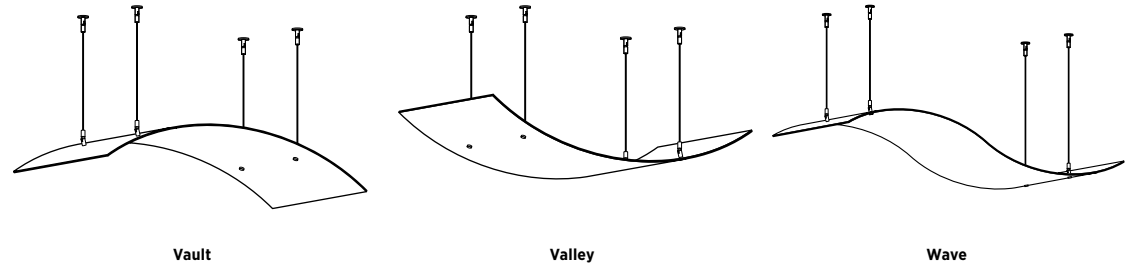
Shape	Typical Sizes		System Weight
	Nominal	Actual (in plan)	
Wave	2'x6'	23-3/8"x65-3/8"	Approximately 2 lb./sq. ft.
Vault	2'x6'	23-3/8"x68-1/2"	Approximately 2 lb./sq. ft.
Valley	2'x6'	23-3/8"x68-1/2"	Approximately 2 lb./sq. ft.

Acoustics

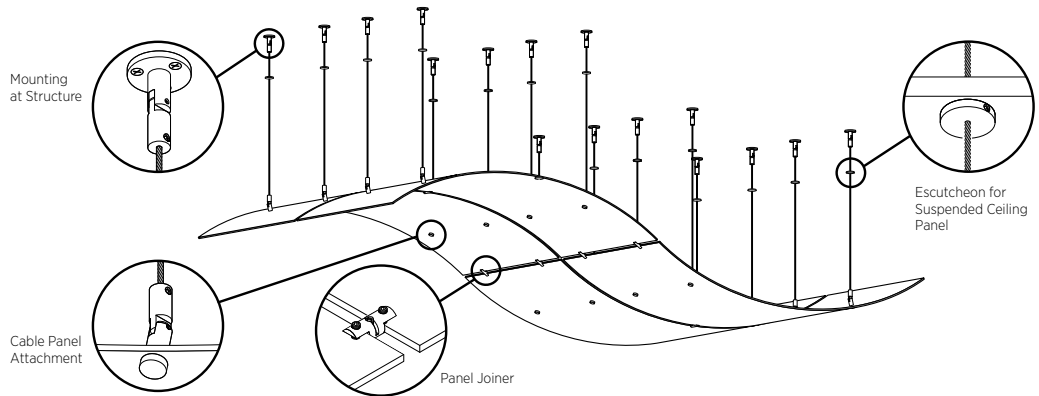
This product does not offer any acoustical properties.

Elements

USG Translucents™ Canopies Panels can be suspended under lighting normally located in a suspended ceiling or can be lit from above with point-source lighting.



Perspective



PHYSICAL DATA

Product literature

Data sheet: IC596
 Installation Guide: IC564

Online tools

usgdesignstudio.com or cgcdesignstudio.com

Fire rating

USG Translucents™ Canopies meet the Class A acceptance criteria of 2021 IBC Section 803.1.1.1 for interior finishes as tested in accordance with NFPA 286.

USG Translucents™ Canopies meet the Class B requirements for flame spread and smoke developed as tested in accordance with CAN/ULC S102 surface-burning characteristics.

Seismic applications

For installations on projects designated seismic design category C-F, suspension wires that are a minimum of no. 12 gauge galvanized, soft-annealed, mild steel wire shall be used. Please refer to SC2494 for more information about the seismic guidelines for specialty and decorative ceilings. Because codes continue to evolve, check with a local official prior to designing and installing a ceiling system. Other restrictions and exemptions may apply.

Limitation

This product is produced to order and will vary from batch-to-batch — panels ordered at the same time will be produced together and will be identical. USG cannot guarantee batch-to-batch consistency.

Note: Rain (Acrylic) is class C

1. Custom colors available by mixing up to 3 films.

Notice

The information in this document is subject to change without notice. CGC Inc. or USG Corp. assumes no responsibility for any errors that may inadvertently appear in this document.

IC596/rev. 10-23

© 2023 USG Corporation and/or its affiliates. All rights reserved. Printed in U.S.A.

Manufactured by
 USG Interiors, LLC
 550 West Adams Street
 Chicago, IL 60661

The trademarks USG, CGC, TRANSLUCENTS, IT'S YOUR WORLD. BUILD IT., the USG/CGC logo, the design elements and colors, and related marks are trademarks of USG Corporation or its affiliates.

Safety First! Follow good safety/industrial hygiene practices during installation. Wear appropriate personal protective equipment. Read SDS and literature before specification and installation.



USG COMPOSITIONS® DECORATIVE CLOUDS



USG Compositions® Decorative Clouds/USG Mars™ Acoustical Panels/USG Donn® Brand DX®/DXL™ Acoustical Suspension System

TO ORDER SAMPLES, GO TO USG.COM OR CGCINC.COM

STANDARD COLORS



Flat White
050

FEATURES AND BENEFITS

- Decorative clouds offered in several attractive shapes and configurations.
- Precut components expertly packaged and shipped in one convenient box.
- Custom look without the difficult coordination of custom applications.
- Premier USG Compäso™ Elite extruded perimeter trim.
- Fit-and-finish trim aesthetics appear seamless with minimal trim intersections and no corner trim intersections.
- Installation eliminates the need for wires at the perimeter, for improved aesthetic and minimal hanger wires.
- Simplifies specifying and ordering.

Note: Panels are selected and shipped separately.

APPLICATIONS

- Interior Applications
- Pods, Islands, and Clouds
- Sloped Ceilings
- Pre-defined Radii and Lengths
- Quick Ship Options
- New Construction or Renovation

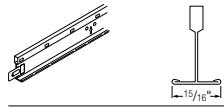
USG COMPOSITIONS® DECORATIVE CLOUDS

ORDER SAMPLES/LITERATURE
 USG: usg.com or samplitt@usg.com
 CGC: contact Sales Representative
 TECHNICAL SERVICES
 800.USG.4YOU (874-4968)

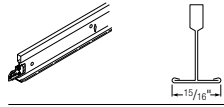
FOR MOST UP-TO-DATE
 TECHNICAL INFORMATION
 AND LEED REPORT TOOL
 usgdesignstudio.com
 cgcdesignstudio.com

15/16" TEE SYSTEM

Main Tee

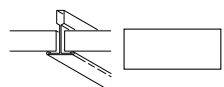


Cross Tee

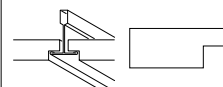


PANEL OPTIONS

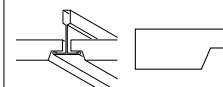
Square Edge



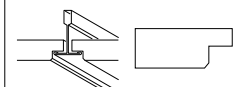
Shadowline



Shadowline Tapered



Shadowline Beveled

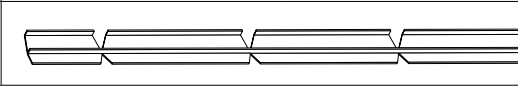


ACCENT LIGHTING OPTION

AL Clip



AL Flexible Track



AL Lighting

Available from GE.
 GE LED Accent-Gen 2

Note: Panels are selected and shipped separately.

LAYOUTS

(Additional trim shapes available through Compàsso Elite Engineered offering)

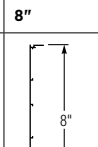
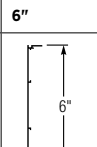
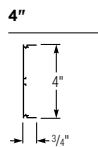
Squares/Rectangles

Layout	Trim
6'x6'	4", 6", 8"
6'x8'	4", 6", 8"
6'x10'	4", 6", 8"
6'x12'	4", 6", 8"
6'x14'	4", 6", 8"
8'x8'	4", 6", 8"
8'x10'	4", 6", 8"
8'x12'	4", 6", 8"
8'x14'	4", 6", 8"
10'x10'	4", 6", 8"
10'x12'	4", 6", 8"
10'x14'	4", 6", 8"
12'x12'	4", 6", 8"
12'x14'	4", 6", 8"

Rounded Squares/Rectangles

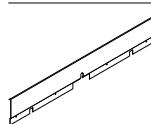
Layout	Trim
6'x6'	4", 6", 8"
6'x8'	4", 6", 8"
6'x10'	4", 6", 8"
6'x12'	4", 6", 8"
6'x14'	4", 6", 8"
8'x8'	4", 6", 8"
8'x10'	4", 6", 8"
8'x12'	4", 6", 8"
8'x14'	4", 6", 8"
10'x10'	4", 6", 8"
10'x12'	4", 6", 8"
10'x14'	4", 6", 8"
12'x12'	4", 6", 8"
12'x14'	4", 6", 8"

EDGE TRIM OPTIONS

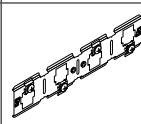


ACCESSORIES

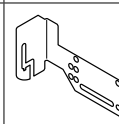
Tee Brace



Splice Plate



Attachment Clip



FOR MORE INFORMATION

Product literature

System guide: IS267
 Installation guide: IS266
 Data Sheet: IS282
 Warranty: SC2102
 Compàsso Elite Trim Care and Maintenance
 Instructions: IC518
 Installation Guide: IC464
 Trim Systems Design Guide

Online tools

usgdesignstudio.com or cgcdesignstudio.com

Installation

Must be installed in compliance with ASTM C636, ASTM E580, CISCA and standard industry practices, within all applicable code requirements. Alternative assemblies and installation methods may be utilized when approved by the authority having jurisdiction. USG recommends checking with the authority having jurisdiction prior to designing and installing a suspended ceiling system.

ICC Evaluation Service, LLC Report Compliance

For areas under ICC jurisdiction, see ICC-ES Evaluation Report ESR-1222 for allowable values and conditions of use. Reports are subject to reexamination, revision and possible cancellation. Refer to usg.com for most current version.

Notice

We shall not be liable for incidental and consequential damages, directly or indirectly sustained, nor for any loss caused by application of these goods not in accordance with current printed instructions or for other than the intended use. Our liability is expressly limited to replacement of defective goods. Any claim shall be deemed waived unless made in writing to us within thirty (30) days from date it was or reasonably should have been discovered.

Notice

The information in this document is subject to change without notice. CGC Inc. or USG Corp. assumes no responsibility for any errors that may inadvertently appear in this document.

IS282/rev. 10-23

© 2023 USG Corporation and/or its affiliates. All rights reserved. Printed in U.S.A.

Manufactured by USG Interiors, LLC
 550 West Adams Street
 Chicago, IL 60661

The trademarks USG, CGC, COMPÀSSO, COMPOSITIONS, DONN, DX, DXL, MARS, IT'S YOUR WORLD. BUILD IT., the USG/CGC logo, the design elements and colors, and related marks are trademarks of USG Corporation or its affiliates.

Safety First! Follow good safety/industrial hygiene practices during installation. Wear appropriate personal protective equipment. Read SDS and literature before specification and installation.


PLANES

USG Ceilings Plus® Illusions® Metal Panel Ceiling System,
USG Ceilings Plus® Radians® Curved Metal Ceiling System,
USG Ceilings Plus® Parti™ Custom Perforation
Finish: Blanco Mat®
SFO International Airport Terminal 1
Architect: Wood Bagot/HKS
Photo: ©Fungi Media



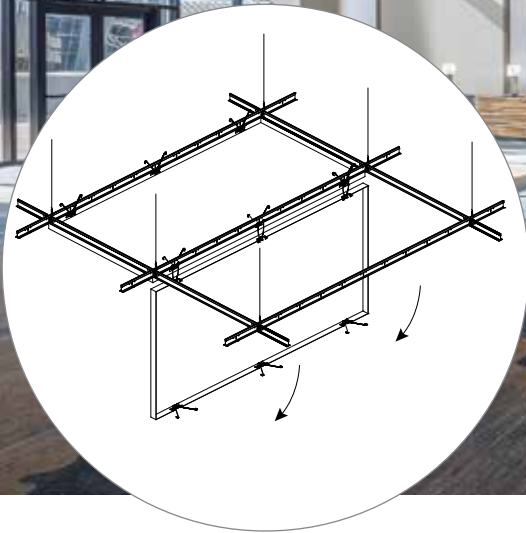
USG Ceilings Plus® ILLUSIONS®

FORMED METAL PANEL SYSTEM



Architect: House & Robertson
Photo: © Chip Allen Photography

To order samples, contact your local sales representative




FEATURES AND BENEFITS

- Fully accessible system allowing access at every panel location.
- Third party integration of diffusers, lights, speakers, sprinklers, wifi, etc (independently suspended).
- Acoustical performance utilizing perforations and sound absorbing materials including Acoustibond and Ultrasorb.
- Standard and customizable perforations are available in to create visual patterns and acoustic performance.
- Design flexibility with panel sizes and layout options.
- Varied mounting arrangements are available to respond to any installation requirements or conditions.
- Class A per ASTM E84, Zero Flame Spread, non-combustible aluminum core Fire Classification.

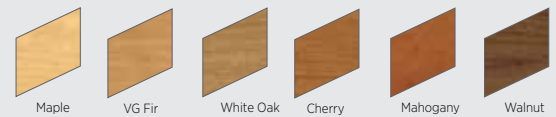
APPLICATIONS

- Interior and Exterior Applications
- Pods, Islands, and Clouds
- Wall to Wall Ceilings
- Sloped Ceilings
- Curved Ceilings
- New Construction
- Downward Accessible
- Concealed Grid

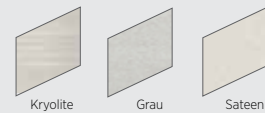
SARANTE® - PVC FREE LAMINATE - ON METAL




ARBOREAL® - REAL WOOD VENEER - INTERIOR ONLY - ON METAL



ANODIZED - ON METAL



PAINTED - ON METAL



USG Ceilings Plus® ILLUSIONS®

FORMED METAL PANEL SYSTEM

ORDER SAMPLES/LITERATURE
Contact your local sales rep.

FOR MOST UP-TO-DATE TECHNICAL INFORMATION AND LEED REPORT TOOL
Contact your local sales rep.

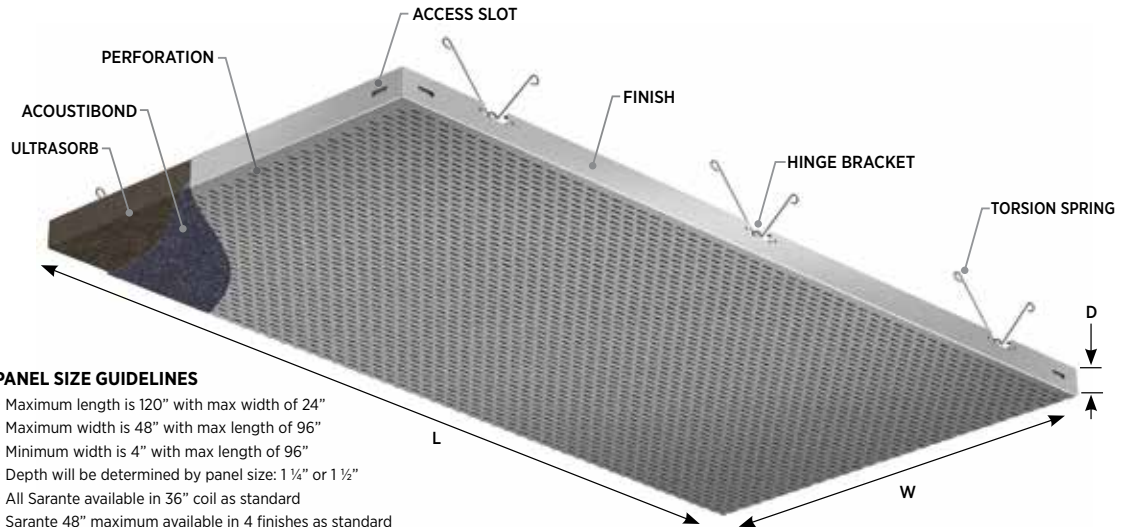
TECHNICAL SERVICES
Contact your local sales rep.

Declare. Declare® Labels on select finishes, see usg.com for more details and documentation.

PERFORMANCE OPTIONS

Application	Grid Options	Finish	Accessibility	Item No.	Acoustics	NRC	Perforation	Fire Rating	Recycled Content	Maintenance
Interior, Exterior	Torsion Spring Tee Grid	Arboreal*, Sarante**, Anodized, Painted	Full Downward	---	Acoustibond, Ultrasorb	Up to 0.95 (Requires perforations and acoustic backfill)	Standard, Custom	Class A, ASTM E84 CAN/ULC S102	Up to 90%, finish dependent	See architectural specification

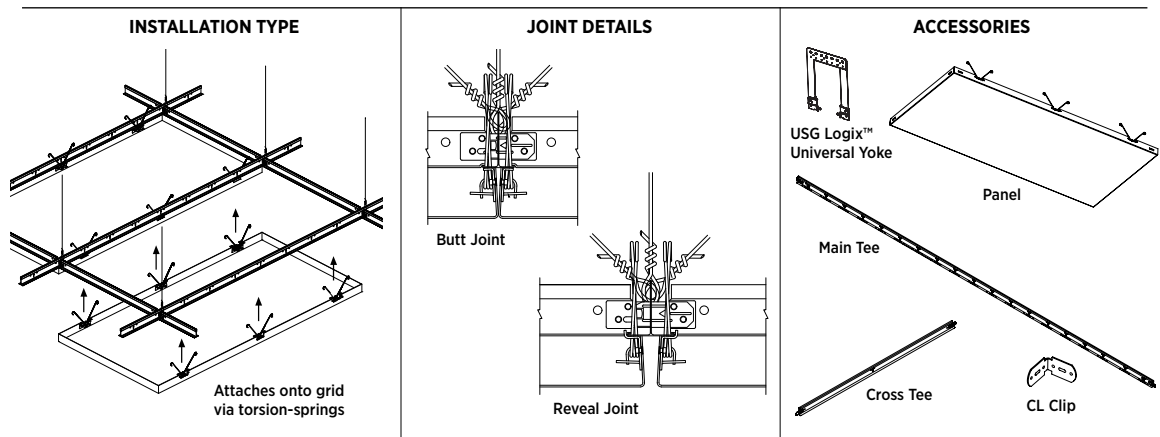
DESIGN PARAMETERS



PANEL SIZE GUIDELINES

- Maximum length is 120" with max width of 24"
- Maximum width is 48" with max length of 96"
- Minimum width is 4" with max length of 96"
- Depth will be determined by panel size: 1 1/4" or 1 1/2"
- All Sarante available in 36" coil as standard
- Sarante 48" maximum available in 4 finishes as standard
- Consult factory for custom panel size possibilities

DETAIL & ACCESSORIES



Low Emissions (VOC)

CDPH 01350 v1.2-2017 compliance on select finishes, see usg.com for more details and documentation.

PHYSICAL DATA

Product Literature

Please contact your local sales representative for the following documents:

Architectural Specification
Installation Manual: IC5488
Cleaning Instructions: IC518
Warranty: SC2102

Footnotes

*Arboreal is for interior only.
**Select Sarante finishes available for Interior and Exterior.

Fire Classification

ASTM E84 and CAN/ULC S102 Surface burning characteristics
Class A
Flame Spread: 25 or less
Smoke development: 50 or less

Suspension System

Supporting main tees are classified as Heavy Duty as classified per ASTM C635 when tested in accordance with ASTM E3090 and AC368.

Seismic Compliance

Suspension System is included in ICC ES ESR 1222 for use in Seismic Design Categories A through F when installed according to ASTM C636 and ASTM E580. Alternate installation methods may be used when designed by a registered engineer and approved by the authority having jurisdiction. Test reports for suspension system performance may be available upon request.

Integration

Illusions can accommodate a full range of Third-Party systems for any design intent. Air diffusers, speakers, sprinklers and other ceiling attached accessories can be independently attached to deck within our ceilings. CAD details are available online at www.ceilingplus.com.

Modification

Panels are easily modified in the field with standard tools. See our full list of CAD details.

Acoustics

Utilizing perforations and sound absorbing materials, we can meet your NRC requirement with Acoustibond and/or Ultrasorb. Fiberglass batts and duct liner are available upon request.

Footnotes

* Available in exterior
** Available in 48" wide
*** Available in both exterior and 48" wide

Notice

The information in this document is subject to change without notice. CGC Inc. or USG Corp. assumes no responsibility for any errors that may inadvertently appear in this document.

IC5399/rev. 10-23

© 2023 USG Corporation and/or its affiliates. All rights reserved. Printed in U.S.A.

Manufactured by USG Interiors, LLC
550 West Adams Street
Chicago, IL 60661

The trademarks USG, CEILINGS PLUS, CGC, ARBOREAL, ILLUSIONS, BLANCO MAT, LOGIX, SARANTE the USG/CGC logo, the USG Ceilings Plus logo, the design elements and colors, and related marks are trademarks of USG Corporation or its affiliates.

Safety First! Follow good safety/industrial hygiene practices during installation. Wear appropriate personal protective equipment. Read SDS and literature before specification and installation.



USG Ceilings Plus® Design Solutions

ILLUSIONS®

FORMED METAL MODULAR CEILING PANELS



Architect: Gensler
Photo: © Vladimir Paperny

To order samples, contact your local sales representative

SARANTE® - FAUX WOOD VENEER ON METAL




S-22
Oak Line



S-15
Blond Pear



S-37
Dark Jatoba



Full Sarante
Offering
Available as
a Premium

PAINTED - ON METAL



Silver Satin



Blanco Mat®

PERFORATIONS



CD06310 (SD-7)
1/16" Ø HOLES @
.248" HORIZ. OC
10% OPEN



CD18839 (SD-20)
.188" Ø HOLES @
.375" HORIZ. OC
39% OPEN



CD37539 (LT-26)
3/8" Ø HOLES @
.750" HORIZ. OC
39% OPEN



OD18827 (OB-19)
3/16" x 5/8" OBOURD
SLOTS @
.438" HORIZ. OC
27% OPEN



RS12527 (LT-40)
.125" x 1.000"
Rectangle @
.375" HORIZ. OC
27% OPEN



SS18814 (ST-21)
.188" SQUARE @
.500" HORIZ. OC
14% OPEN

ACOUSTICS



Ultrasorb - 1" x 3lb.
(NRC 0.90 - 1.00)



Ultrasorb - 15" x 1.5lb.
(NRC 0.80 to 0.90)



Acoustibond
Natural
(NRC 0.70 - 0.75)



Acoustibond
Black
(NRC 0.70 - 0.75)

FEATURES AND BENEFITS

- Fully accessible system allowing access at every panel location.
- Third party integration of diffusers, lights, speakers, sprinklers, wifi, etc (independently suspended).
- Acoustical performance utilizing perforations and sound absorbing materials including Acoustibond™ and Ultrasorb.
- Standard and customizable perforations are available to create visual patterns as well as helping with acoustical performance.
- Design flexibility with panel sizes and layout options.
- Varied mounting arrangements are available to respond to any installation requirements or conditions.
- Class A per ASTM E84, Zero Flame Spread, non-combustible aluminum core Fire Classification.

APPLICATIONS

- Interior Applications
- Pods, Islands, and Clouds
- Wall to Wall Ceilings
- Sloped Ceilings
- New Construction
- Downward Accessible
- Concealed Grid

USG Ceilings Plus® Design Solutions-ILLUSIONS®

FORMED METAL MODULAR CEILING PANELS





ORDER SAMPLES/LITERATURE
Contact your local sales rep.

FOR MOST UP-TO-DATE TECHNICAL INFORMATION AND LEED REPORT TOOL
Contact your local sales rep.

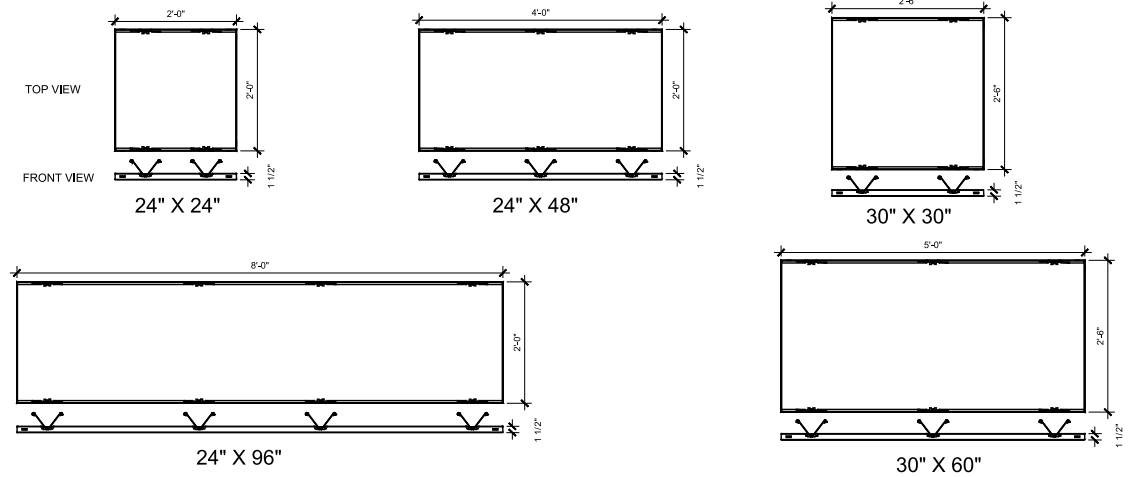
TECHNICAL SERVICES
Contact your local sales rep.

Declare. Declare® Labels on select finishes, see usg.com for more details and documentation.

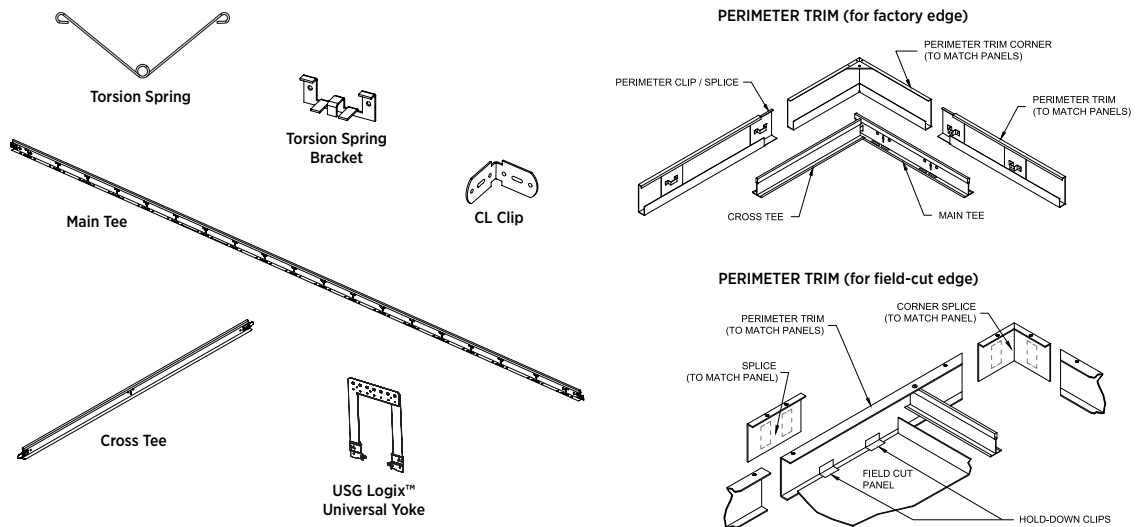
PERFORMANCE OPTIONS


Application	Grid Options	Finish	Accessibility	Item No.	Acoustics	NRC	Perforation	Fire Rating	Recycled Content	Maintenance
Interior		Painted, Sarante	Full	—	Acoustibond, Ultrasorb	 Up to 0.95 (Requires Perforations and acoustic backfill)	Standard/Custom	 Class A ASTM E84 and CAN/ULC S102	 Up to 90%, finish dependent	See architectural specification

STANDARD SIZES



PARTS & ACCESSORIES



 **Low Emissions (VOC)**
CDPH 01350 v1.2-2017 compliance on select finishes, see usg.com for more details and documentation.

PHYSICAL DATA

Additional documents and resources:
Please visit us online at www.usg.com or contact your local sales representative for the following documents:

Architectural Specification
Installation Manual: IC5488
Cleaning Instructions: IC518
Warranty: SC2102

Fire Classification
ASTM E84 and CAN/ULC S102
Surface-burning characteristics
Class A
Flame Spread: 25 or less
Smoke development: 50 or less

Suspension System
Supporting main tees are classified as Heavy Duty as classified per ASTM C635 when tested in accordance with ASTM E3090 and AC368.

Seismic Compliance
Suspension System is included in ICC ES ESR 1222 for use in Seismic Design Categories A through F when installed according to ASTM C636 and ASTM E580. Alternate installation methods may be used when designed by a registered engineer and approved by the authority having jurisdiction. Test reports for suspension system performance may be available upon request.

Integration
Illusions™ can accommodate a full range of LED lighting fixtures for any design intent. Air diffusers, speakers, sprinklers, and other ceiling attached accessories can also be integrated as well (independently suspended). CAD details are available online at www.usg.com.

Modifications
Panels are easily modified in the field. See our installation manual for details.

Notice
The information in this document is subject to change without notice. CGC Inc. or USG Corp. assumes no responsibility for any errors that may inadvertently appear in this document.

IC5487/rev. 10-23
© 2023 USG Corporation and/or its affiliates. All rights reserved. Printed in U.S.A.

Manufactured by USG Interiors, LLC
550 West Adams Street
Chicago, IL 60661


The trademarks USG, CEILINGS PLUS, CGC, ACOUSTIBOND, BLANCO MAT, ILLUSIONS, LOGIX, SARANTE, the USG/CGC logo, the USG CEILINGS PLUS logo, the design elements and colors, and related marks are trademarks of USG Corporation or its affiliates.

Safety First! Follow good safety/industrial hygiene practices during installation. Wear appropriate personal protective equipment. Read SDS and literature before specification and installation.



USG Ceilings Plus® ILLUSIONS® + GLOW™


ILLUSIONS® PANELS WITH INTEGRATED LED BACKLIGHTING



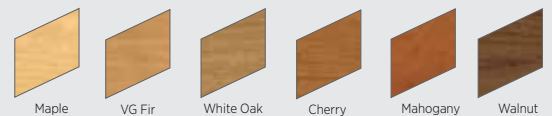
Architect: Inventure Design
Photo: ©Slyworks Photography

To order samples, contact your local sales representative


SARANTE - PVC FREE LAMINATE



ARBOREAL - REAL WOOD VENEER - INTERIOR ONLY



ANODIZED - ON METAL



PAINTED - ON METAL



FEATURES AND BENEFITS


- Illusions® panels are now available with Glow™ lighting - a fully integrated LED backlighting solution!
- Fully integrated lighting reduces coordination & installation time with easy-to-specify BOM.
- Panel and perforation design are fully customizable.
- Custom CCT, Tunable White (1800K-6500K), and RGBW options with IES files available.
- Lighting calculation support available.

APPLICATIONS

- Interior Applications
- Pods, Islands, and Clouds
- Wall-to-Wall Ceilings
- New Construction
- Downward Accessible
- Tenant Improvement

**CUSTOM
PERFORATIONS**

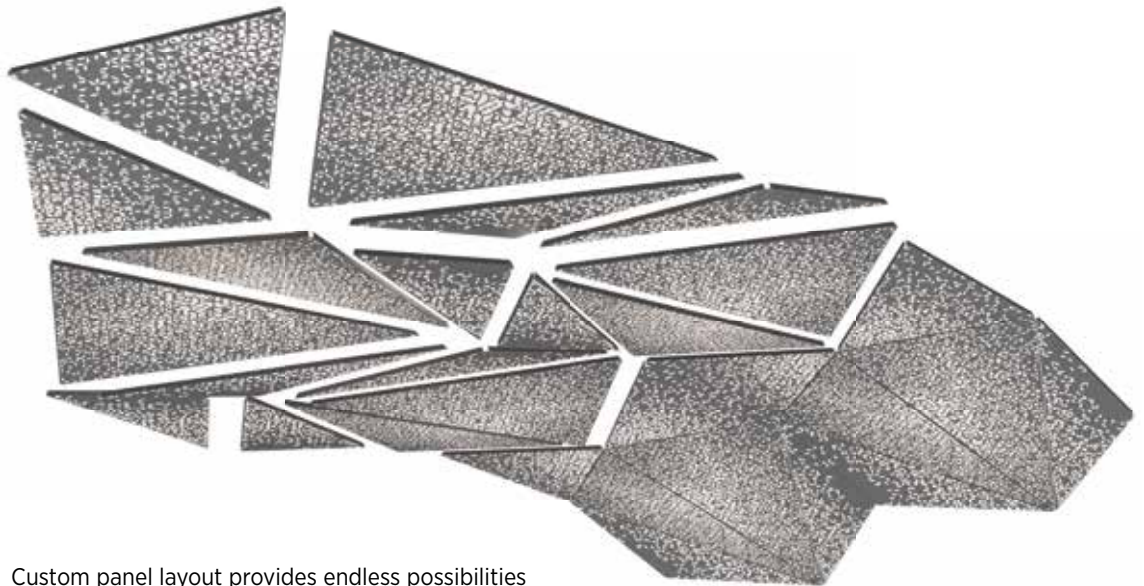
Custom Perforation Design



Custom perforations can be designed from an image or idea and developed all the way from concept to finished product with our design assist services.

**CUSTOM
PANELIZATION**

Custom Panel Design



Custom panel layout provides endless possibilities to fit the scale and design of any space.

USG Ceilings Plus® ILLUSIONS® + GLOW™






ILLUSIONS® PANELS WITH INTEGRATED LED BACKLIGHTING

ORDER SAMPLES/LITERATURE
Contact your local sales rep.



FOR MOST UP-TO-DATE TECHNICAL INFORMATION AND LEED REPORT TOOL
Contact your local sales rep.

TECHNICAL SERVICES
Contact your local sales rep.

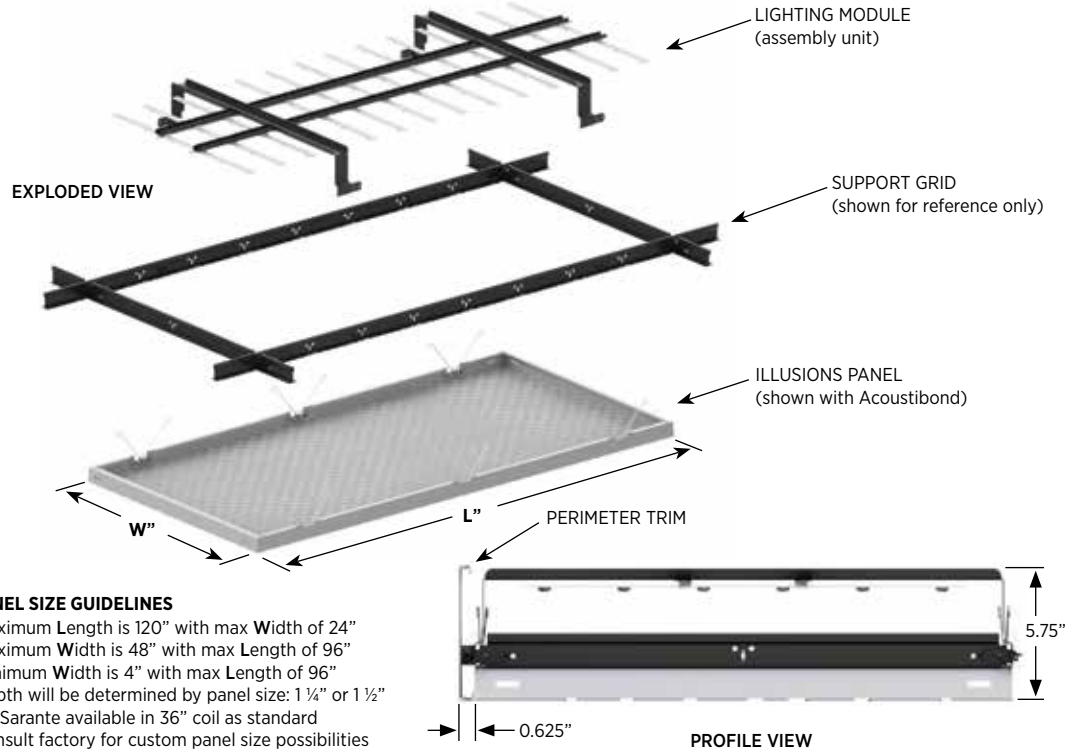
PERFORMANCE OPTIONS (CEILING COMPONENTS)

Application	Grid Options	Finish	Accessibility	Acoustics	NRC	Perforation	Fire Rating	Recycled Content	Maintenance
Interior, Exterior	 Torsion Spring Tee Grid	Sarante, Painted, Anodized, Arboreal, Custom	Full Downward	Acoustibond (White)	 0.75 - 0.80	 Custom	 Class A	 Aluminum Up to 85%	See architectural specification



PERFORMANCE OPTIONS (LIGHTING COMPONENTS)

Application	Integration	Operating Voltage	Certification	Dimming	2' X 4' Panel Wattage	Light Output @ 4000K	Beam Angle	LED Bin	CRI
Interior, Exterior	Fully Integrated Design, Factory Assembled Product	24 VDC	 UL Listed	 Dimmable 0-10V, DMX	84W	Contact USG Sales Rep	107°	Single Bin +/- 30 CCT 3-Step MacAdam Ellipse	92

DESIGN PARAMETERS



ILLUMINATION OPTIONS

Series	Panel Size	Color Temperature	Acoustibond Color	Perforations
G	Custom	<ul style="list-style-type: none"> • Custom CCT available (contact USG Sales Rep) • Tunable White  <ul style="list-style-type: none"> • RGBW (full color spectrum) 	White	Custom

PHYSICAL DATA

Additional documents and resources:
Please contact your local sales representative for the following documents:

Architectural Specification
Installation Manual
Cleaning Instructions
Warranty

Fire Classification:

Illusions® product line is Class-A in accordance with ASTM E84.

Suspension System:

Illusions®+Glow™ suspension system is ICC approved in accordance with International Building Code standards for seismic categories A,B,C,D,E,F. Calculations to support slotted grid and "heavy duty" rating is available upon request.

Seismic Compliance:

USG Ceiling Plus designs, engineers and manufactures ceiling systems using heavy duty rated tee bar suspension components as outlined in ASTM C635 for all of its ceiling systems (as applicable). Full report is available upon request.

Integration:

Illusions®+Glow™ can accommodate a full range of air diffusers, speakers, sprinklers, and other ceiling attached accessories can also be integrated as well (independently suspended). CAD details are available online at www.usg.com.

Modifications:

Panels can be modified in the field to fit any space. See our Installation Guide for details (available online at www.usg.com).

Notice

The information in this document is subject to change without notice. CGC Inc. or USG Corp. assumes no responsibility for any errors that may inadvertently appear in this document.

IC321578/rev. 11-23

© 2023 USG Corporation and/or its affiliates. All rights reserved. Printed in USA

Manufactured by USG Interiors, LLC
550 West Adams Street
Chicago, IL 60661

The trademarks USG, ILLUSIONS, GLOW, BLANCO MAT, CGC, IT'S YOUR WORLD. BUILD IT., the USG/CGC logo, the design elements and colors, and related marks are trademarks of USG Corporation or its affiliates.

Safety First! Follow good safety/industrial hygiene practices during installation. Wear appropriate personal protective equipment. Read SDS and literature before specification and installation.





USG Ceilings Plus® Illusions® Panels + Glow™ Integrated LED Backlighting
+ USG Ceilings Plus® Parti™ Custom Perforation
USG Headquarters
Architect: Partners by Design
Photo: © Fungi Media

USG Ceilings Plus® Design Solutions ILLUSIONS® + GLOW™

ILLUSIONS® WITH INTEGRATED MODULAR LED SOLUTION



Rendering
©USG Corporation 2023.
All rights reserved.

To order samples, contact your local sales representative



FEATURES AND BENEFITS

- Illusions® panels are now available with Glow™ lighting - a fully integrated LED backlighting solution!
- Fully integrated lighting reduces coordination & installation time with easy-to-specify BOM.
- Still fully accessible panelized system with torsion spring grid attachment.
- Static White (4000K) & Tunable White (1800K-6500K) options with IES files & AGI32 database objects available.
- Lighting calculation support available.

APPLICATIONS


- Interior Applications
- Pods, Islands, and Clouds
- Wall-to-Wall Ceilings

FINISHES

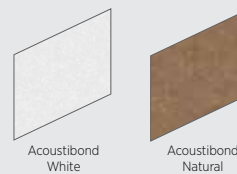
PAINTED - ON METAL



SARANTE® - FAUX WOOD VENEER ON METAL



ACOUSTICS



USG Ceilings Plus® Design Solutions

ILLUSIONS® + GLOW™

ILLUSIONS® WITH INTEGRATED MODULAR LED SOLUTION

ORDER SAMPLES/LITERATURE
Contact your local sales rep.

FOR MOST UP-TO-DATE
TECHNICAL INFORMATION
AND LEED REPORT TOOL
Contact your local sales rep.

TECHNICAL SERVICES
Contact your local sales rep.

PERFORATION DESIGNS

Fractals

21% OPEN



4-PANEL DESIGN

Waves

18% OPEN



4-PANEL DESIGN

Pyramids

17% OPEN



4-PANEL DESIGN

Flow

19% OPEN



4-PANEL DESIGN

USG Ceilings Plus® Design Solutions

ILLUSIONS® + GLOW™






ILLUSIONS® WITH INTEGRATED MODULAR LED SOLUTION

ORDER SAMPLES/LITERATURE
Contact your local sales rep.



**FOR MOST UP-TO-DATE
TECHNICAL INFORMATION
AND LEED REPORT TOOL**
Contact your local sales rep.

TECHNICAL SERVICES
Contact your local sales rep.

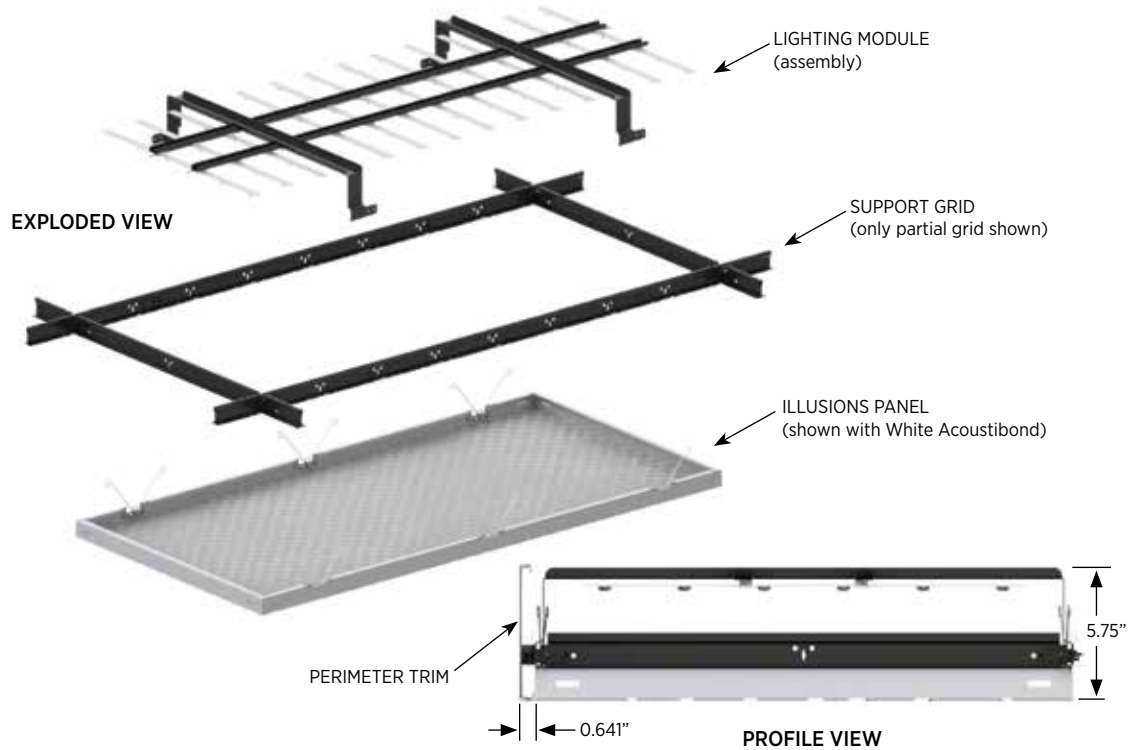
PERFORMANCE OPTIONS (CEILING COMPONENTS)

Application	Grid Options	Finish	Accessibility	Acoustics	NRC*	Perforation	Fire Rating	Recycled Content	Maintenance
Interior	 Torsion Spring Tee Grid	Sarante, Painted	Full Downward	Acoustibond (White, Natural)	 0.70 - 0.80	 Designer	 Class A	 Aluminum Up to 90%	See architectural specification


PERFORMANCE OPTIONS (LIGHTING COMPONENTS)

Application	Integration	Operating Voltage	Certification	Dimming	2' X 4' Panel Wattage	Light Output @ 4000K	Efficacy Lm/W	LED Bin	CRI
Interior	Fully Integrated Design, Factory Assembled Product	24 VDC	 UL LISTED	 Dimmable 0-10V, DMX	84W (2) 2x4 panels per 2x96 W driver	545 Lumens (Lm)	95Lm/W	Single Bin +/- 30 CCT 3-Step MacAdam Ellipse	92

DESIGN PARAMETERS



ILLUMINATION OPTIONS

Series	Panel Size	Color Temperature	Acoustibond	Perforations
G	2' x 4'	4000K, Tunable White 	White, Natural	Fractals (FRA), Waves (WAV), Pyramids (PYR), Flow (FLW)

PHYSICAL DATA

Additional documents and resources
Please contact your local sales representative for the following documents:

Architectural Specification
Installation Manual: IC321584
Cleaning Instructions: IC321584
Warranty: SC2102

Fire Classification

Illusions+Glow™ product line is Class-A in accordance with ASTM E84.

Suspension System

Supporting main tees are classified as Heavy Duty as classified per ASTM C635 when tested in accordance with ASTM E3090 and AC308.

Seismic Compliance

Suspension System is included in ICC ES ESR 1222 for use in Seismic Design Categories A through F when installed according to ASTM C636 and ASTM E580. Alternate installation methods may be used when designed by a registered engineer and approved by the authority having jurisdiction. Test reports for suspension system performance may be available upon request.

Integration

Illusions+Glow™ can accommodate a full range of LED lighting fixtures for any design intent. Air diffusers, speakers, sprinklers, and other ceiling attached accessories can also be integrated as well (independently suspended). CAD details are available online at www.ceilingplus.com.

Modifications

Cassette systems are easily modified in the field with our template tools. These tools which provide easy precision cutting are standard supplied parts with each order. See our installation manual for details.

*NRC varies with perforation pattern.

Notice

The information in this document is subject to change without notice. CGC Inc. or USG Corp. assumes no responsibility for any errors that may inadvertently appear in this document.

IC321572/rev. 5-23
© 2023 USG Corporation and/or its affiliates. All rights reserved. Printed in USA

Manufactured by USG Interiors, LLC
550 West Adams Street
Chicago, IL 60661

The trademarks USG, ILLUSIONS, GLOW, BLANCO MAT, CGC, IT'S YOUR WORLD. BUILD IT., the USG/CGC logo, the design elements and colors, and related marks are trademarks of USG Corporation or its affiliates.

Safety First! Follow good safety/industrial hygiene practices during installation. Wear appropriate personal protective equipment. Read SDS and literature before specification and installation.






USG Ceiling Plus Illusions® + Parti™
+ Glow™ Direct Integrated LED Backlighting
Finish: Blanco Mat®
Jack C Taylor Visitor Center Missouri Botanical Gardens
Architect: Ayers Saitn Gross Architects, Tao + Associates, Inc Architect of Record
Photo: ©Casey Dunn Photography / Sit and Look Studios inc.

USG Ceilings Plus® PARTi™

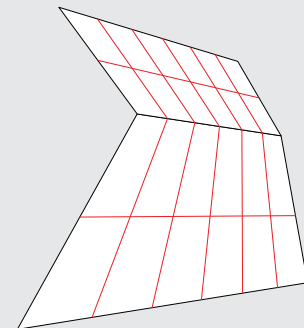
DESIGN ASSIST FOR CUSTOM SOLUTIONS



Architect: Elizabeth Burke, NK Architects
Photo: Billy Economou, NK Architects



CUSTOM PERFORATION



PANELIZATION AND OPTIMIZATION


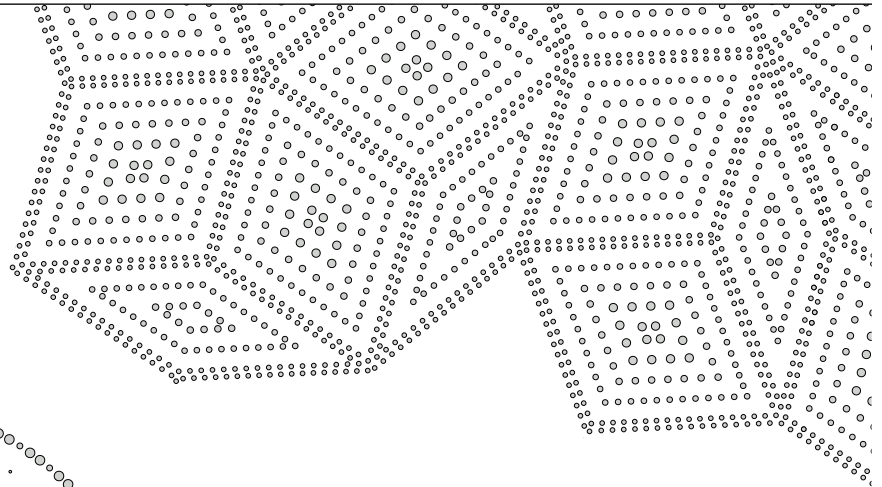
FEATURES AND BENEFITS

- Available for all USG Ceilings Plus® products, for both interior and exterior applications.
- Project-specific solutions, optimized to express your design intent.
- Parametric workflow offers multiple options and responsive adjustments for designs.
- Direct support from our in-house design professionals.
- Design visualizations provided during development to inform decision making and enhance client presentations.
- Custom integration strategies for lighting, audio/visual, and MEP.
- Available at all stages of design, from ideation through finalization.
- To learn more, contact your local sales representative.

WHAT WE DO

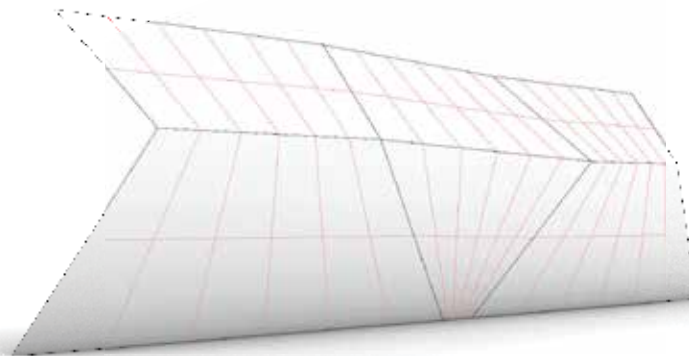
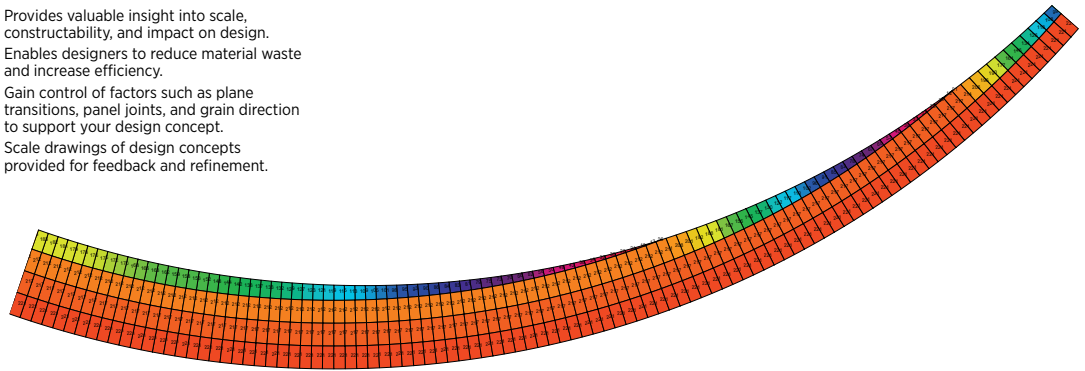
CUSTOM PERFORATION

- Unique, responsive design tailored to your project from our library of hundreds of shapes.
- Existing images can be sampled and optimized to maximize effect.
- Achieve open percentages goals for lighting or noise reduction.
- Can be used to integrate speakers, lights, MEP, and other systems into overall system design.
- Scale drawings of design concepts provided for feedback and refinement.



PANELIZATION AND OPTIMIZATION

- Provides valuable insight into scale, constructability, and impact on design.
- Enables designers to reduce material waste and increase efficiency.
- Gain control of factors such as plane transitions, panel joints, and grain direction to support your design concept.
- Scale drawings of design concepts provided for feedback and refinement.



Notice

The information in this document is subject to change without notice. CGC Inc. or USG Corp. assumes no responsibility for any errors that may inadvertently appear in this document.

IC270783/rev. 7-21

© 2021 USG Corporation and/or its affiliates. All rights reserved. Printed in U.S.A.


Manufactured by USG Interiors, LLC 550 West Adams Street Chicago, IL 60661

The trademarks USG, CEILINGS PLUS, CGC, PARTi, the USG/CGC logo, the Ceilings Plus logo, the design elements and colors, and related marks are trademarks of USG Corporation or its affiliates.

Safety First! Follow good safety/industrial hygiene practices during installation. Wear appropriate personal protective equipment. Read SDS and literature before specification and installation.

USG Ceilings Plus® COLORTEX™ - TRIMETRIX™

ACOUSTIC PANEL SOLUTIONS




Architect: Gensler
Photo: © James John Jetel

To order samples, contact your local sales representative



STANDARD COLORTEX™ FINISHES



* Available in both 12mm and 24mm

WOODGRAIN COLORTEX™ FINISHES







FEATURES AND BENEFITS

- Made from 100% recycled materials.
- Fully accessible plenum at every panel location.
- Third party integration of diffusers, lights, speakers, sprinklers, wifi, etc (independently suspended).
- Design flexibility with varying profiles and layout options.
- Available 12mm and 24 mm (select colors) material thickness.
- Varied mounting arrangements are available to respond to any installation requirements or conditions.
- Tested and performed Class A per ASTM E84 product.
- Available for wall application.

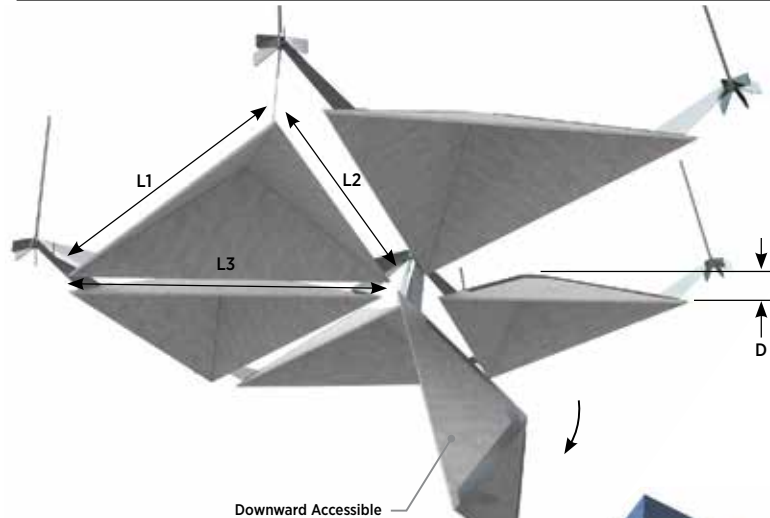
APPLICATIONS

- | | |
|--|--|
| <ul style="list-style-type: none"> • Interior Applications • Pods, Islands, and Clouds • Wall to Wall Ceilings • Wall Applications | <ul style="list-style-type: none"> • Sloped Ceilings • New Construction • Downward Accessible • Concealed Grid |
|--|--|

**PERFORMANCE
OPTIONS**

Application	Grid Options	Finish	Accessibility	Item No.	Thickness	Array-NRC ¹	Perforation	Fire Rating	Recycled Content	Maintenance
Interior	 Torsion Spring Tee Grid, Direct Mount	24 Standard Colors & 3 Wood Grains, Custom Colors Available	Full Downward	---	1/2" Thick & 1" Thick*	 Up to 0.85	---	 Class A, ASTM E84	 60% Post-consumer/40% Pre-consumer recycled content (hardware excluded)	See architectural specification

DESIGN PARAMETERS

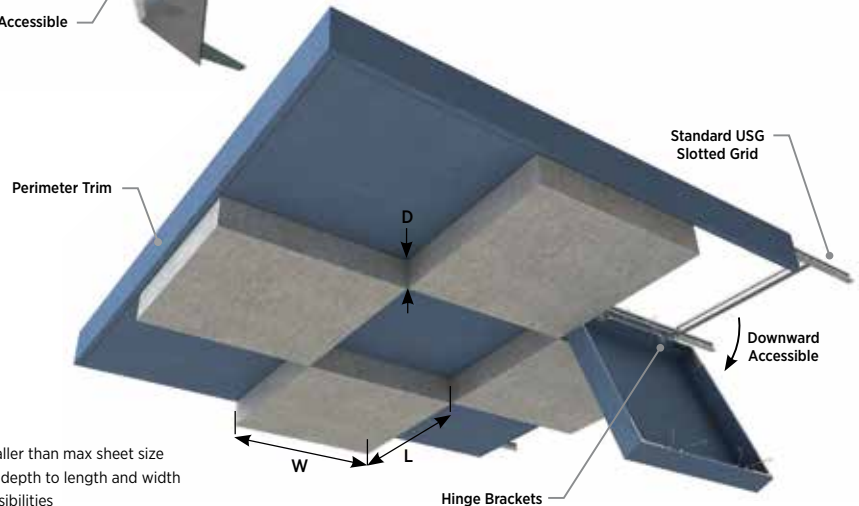


PANEL SIZE GUIDELINES

- Maximum edge length is 50" with max depth of 12"
- Minimum edge length is 8" with min depth of 2"
- Consult factory for custom panel size possibilities


Note: Also available in "Colortex Illusions" flat panels.

Downward Accessible



PANEL SIZE GUIDELINES

- Maximum flat sheet size is 48" x 108"
- Panel flat pattern (unfolded) must be smaller than max sheet size
- Flat pattern size is determined by adding depth to length and width
- Consult factory for custom panel size possibilities

 **Low Emissions (VOC)**
CDPH 01350 v1.2-2017 compliant, see usg.com for more details and documentation.

PHYSICAL DATA

Product Information
Please contact your local sales representative for the following documents:

Architectural Specification
Installation Manual: IC307845
Cleaning Instructions: IC307845
Warranty: SC2102

Fire Classification
Colortex Illusions product line is Class A in accordance with ASTM E84.

Suspension System
Supporting main tees are classified as Heavy Duty as classified per ASTM C635 when tested in accordance with ASTM E3090 and AC368.

Seismic Compliance
Suspension System is included in ICC ES ESR 1222 for use in Seismic Design Categories A through F when installed according to ASTM C636 and ASTM E580. Alternate installation methods may be used when designed by a registered engineer and approved by the authority having jurisdiction. Test reports for suspension system performance may be available upon request.

Integration
Colortex Illusions can accommodate a full range of Third-Party systems for any design intent. Air diffusers, speakers, sprinklers and other ceiling attached accessories can be independently attached to deck within our ceilings. CAD details are available online at www.ceilingplus.com.

Modification
Panels are easily modified in the field with standard tools. See our full list of CAD details.

1. Array-NRC is calculated per ASTM C423 and varies with Trimetrix™ size, material thickness, and configuration.

Notice

The information in this document is subject to change without notice. CGC Inc. or USG Corp. assumes no responsibility for any errors that may inadvertently appear in this document.

IC5398/rev.10-23
© 2023 USG Corporation and/or its affiliates. All rights reserved. Printed in U.S.A.

Manufactured by USG Interiors, LLC
550 West Adams Street
Chicago, IL 60661

The trademarks USG, CEILINGS PLUS, CGC, COLORTEX, ILLUSIONS, TRIMETRIX, the USG/CGC logo, the USG Ceilings Plus logo, the design elements and colors, and related marks are trademarks of USG Corporation or its affiliates.


Safety First! Follow good safety/industrial hygiene practices during installation. Wear appropriate personal protective equipment. Read SDS and literature before specification and installation.



USG Ceilings Plus® Design Solutions

COLORTEX™ - TRIMETRIX™

ACOUSTIC PANEL SOLUTIONS




Architect: Gensler
Photo: © James John Jetel

To order samples, contact your local sales representative



Downward Accessible Installation

STANDARD COLORTEX™ FINISHES



WOODGRAIN COLORTEX™ FINISHES



FEATURES AND BENEFITS

- Made from 100% recycled content.
- Fully accessible plenum at every panel location.
- Third party integration of diffusers, lights, speakers, sprinklers, wifi, etc (independently suspended).
- Design flexibility with varying profiles and layout options.
- Available in 1/2" (12mm) thick panels.
- Varied mounting arrangements are available to respond to any installation requirements or conditions.

APPLICATIONS

- | | |
|---|--|
| <ul style="list-style-type: none"> • Interior Applications • Pods, Islands, and Clouds • Wall to Wall Ceilings • Tenant Improvement | <ul style="list-style-type: none"> • Sloped Ceilings • New Construction • Downward Accessible |
|---|--|

USG Ceilings Plus® Design Solutions

COLORTEX™ - TRIMETRIX™

ACOUSTIC PANEL SOLUTIONS

ORDER SAMPLES/LITERATURE
Contact your local sales rep.

TECHNICAL SERVICES
Contact your local sales rep.

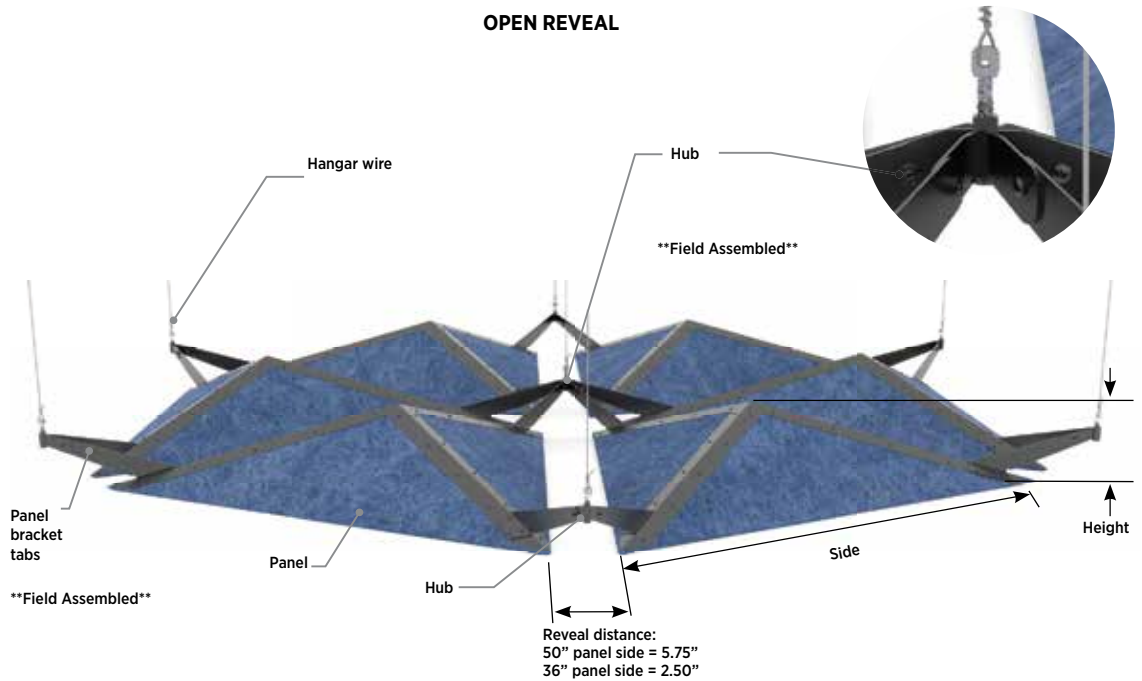
FOR MOST UP-TO-DATE
TECHNICAL INFORMATION
AND LEED REPORT TOOL
Contact your local sales rep.

PERFORMANCE OPTIONS

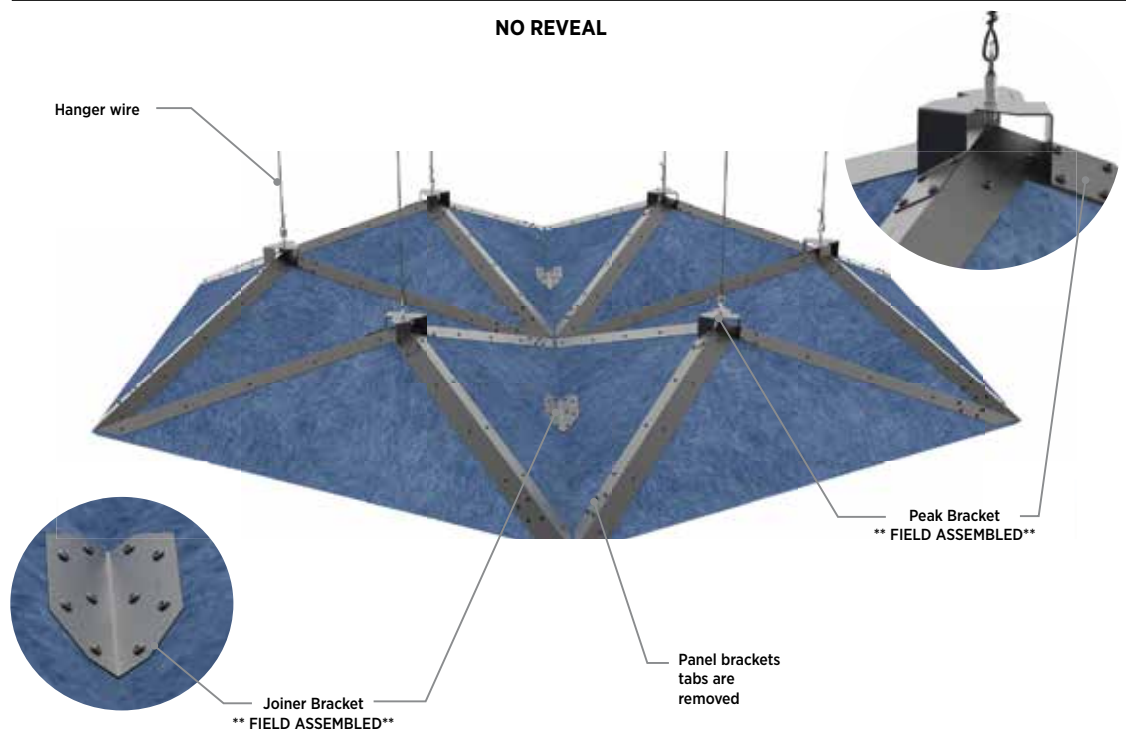
Application	Grid Options	Finish	Accessibility	Item No.	Thickness	Array-NRC*	Perforation	Fire Rating	Recycled Content	Maintenance
Interior	N/A	24 Standard Colors & 3 Wood Grains, Custom Colors Available	Full Downward	N/A	1/2" Thick (12mm)	Up to 0.90	N/A	Class A, ASTM E84	60% Post-consumer/40% Pre-consumer recycled content (hardware excluded)	See architectural specification

REVEAL OPTIONS

OPEN REVEAL



NO REVEAL

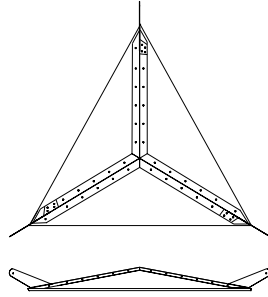


USG Ceilings Plus® Design Solutions
COLORTEX™ - TRIMETRIX™
 ACOUSTIC PANEL SOLUTIONS

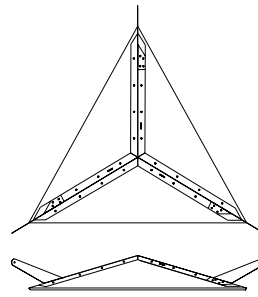
ORDER SAMPLES/LITERATURE
 Contact your local sales rep.
TECHNICAL SERVICES
 Contact your local sales rep.

**FOR MOST UP-TO-DATE
 TECHNICAL INFORMATION
 AND LEED REPORT TOOL**
 Contact your local sales rep.

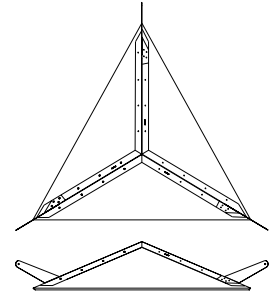
PANEL SIZES



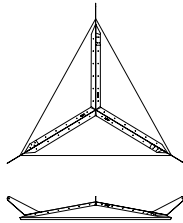
CTPA5049
 Sides: 50"
 Height: 4.9"



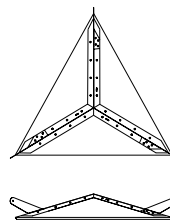
CTPA5075
 Sides: 50"
 Height: 7.5"



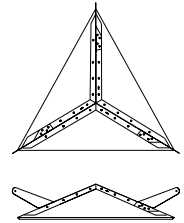
CTPA50105
 Sides: 50"
 Height: 10.5"



CTPA3637
 Sides: 36"
 Height: 3.7"

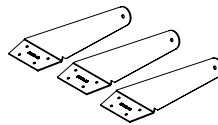


CTPA3655
 Sides: 36"
 Height: 5.5"



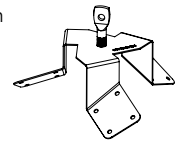
CTPA3677
 Sides: 36"
 Height: 7.7"

Open Reveal panels come with the following hardware:



PANEL BRACKET TABS
****FIELD ASSEMBLED****

No Reveal panels come with the following hardware:

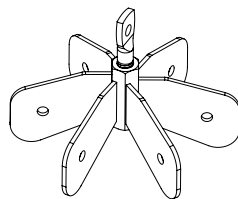


PEAK BRACKET
**** FIELD ASSEMBLED****

COMPONENTS

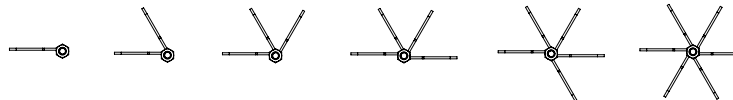
OPEN REVEAL

*** MOUNTING HARDWARE INCLUDED ***

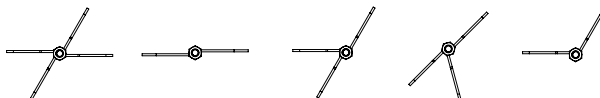


HUB
CTHA9000-6
SHOWN

CTHA9000-1 CTHA9000-2 CTHA9000-3 CTHA9000-4 CTHA9000-5 CTHA9000-6

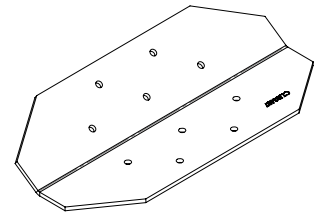


CTHA9000-7 CTHA9000-8 CTHA9000-9 CTHA9000-10 CTHA9000-11



NO REVEAL

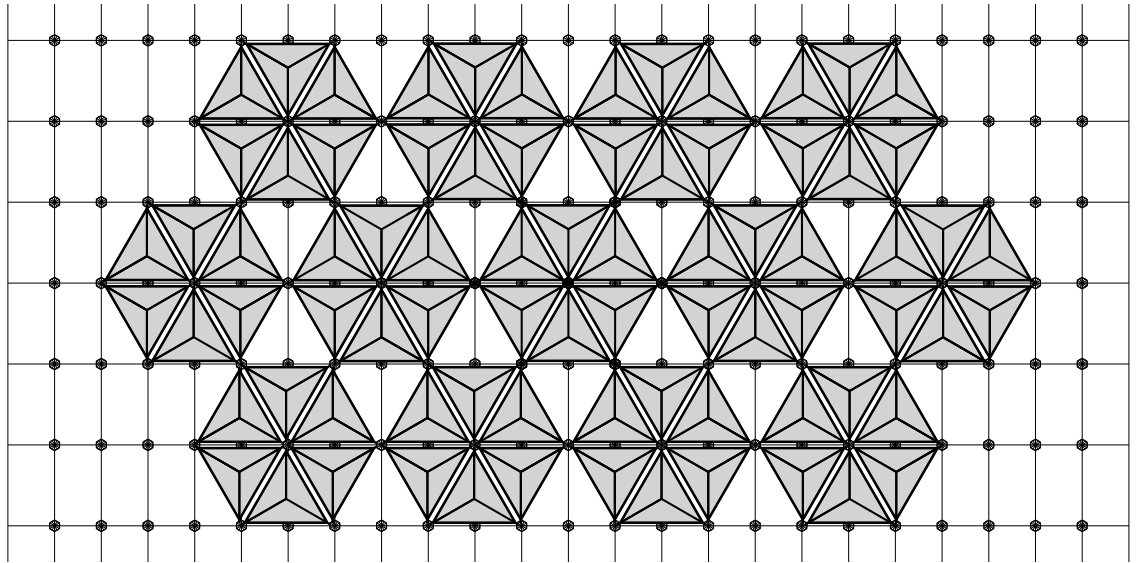
*** MOUNTING HARDWARE INCLUDED ***



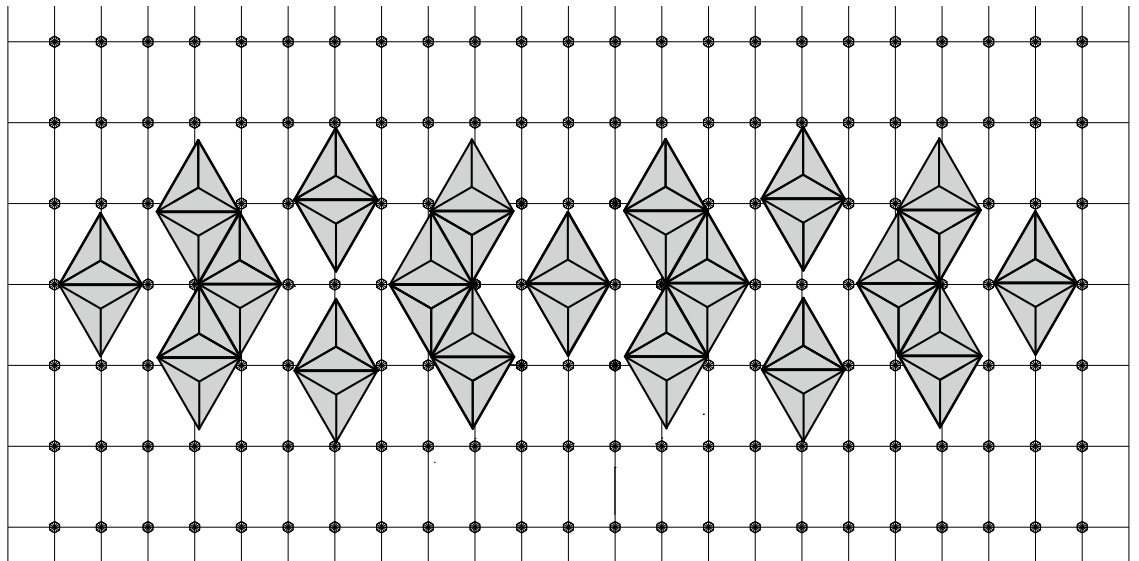
JOINER BRACKET
****FIELD ASSEMBLED****

LAYOUT EXAMPLES

OPEN REVEAL



NO REVEAL



PHYSICAL DATA

Product Information

Please contact your local sales representative for the following documents:

Architectural Specification
 Installation Manual: IC307845
 Cleaning Instructions: IC307845
 Warranty: SC2102

Fire Classification

Colortex Trimetrix product line is Class A in accordance with ASTM E84.

Installation

Install per IBC, Cisca and USG installation instructions.

Acoustic Performance

* Array-NRC is calculated per ASTM C423 and varies with Trimetrix size and configuration.

Integration

Colortex Trimetrix can accommodate a full range of Third-Party systems for any design intent. Air diffusers, speakers, sprinklers and other ceiling attached accessories can be independently attached to deck within our ceilings. CAD details are available online at www.ceilingplus.com.

Modification

Panels are easily modified in the field with standard tools. See our full list of CAD details.

Notice

The information in this document is subject to change without notice. CGC Inc. or USG Corp. assumes no responsibility for any errors that may inadvertently appear in this document.

IC307305/rev. 10-23
 © 2023 USG Corporation and/or its affiliates. All rights reserved. Printed in USA

Manufactured by USG Interiors, LLC
 550 West Adams Street
 Chicago, IL 60661

The trademarks USG, Ceilings Plus, CGC, Colortex, Trimetrix, the USG/CGC logo, The USG Ceilings Plus logo, the design elements and colors, and related marks are trademarks of USG Corporation or its affiliates.

Safety First! Follow good safety/industrial hygiene practices during installation. Wear appropriate personal protective equipment. Read SDS and literature before specification and installation.

USG CELEBRATION™ SNAP-IN METAL PANELS



USG Celebration™ Snap-In Metal Panels in Wood Tone Beech/USG Donn® Brand Finline® DXF™ Acoustical Suspension System/USG Compasso™ Standard in Beech

TO ORDER SAMPLES, GO TO USG.COM OR CGCINC.COM

PAINTED METALS



Flat White 050



Silver Satin 002



Metallic Copper 1690



Metallic Gold 1691



Metallic Oyster 1652



Blanco Mat 4182



Aged Copper 1017



Etched Ice Dark 1016



Etched Ice Light 1015

TIMBRE™



Maple 4010



VG Fir 4011



Red Birch 4012



Golden Glow Oak 4198



Walnut 4014



Roasted Chestnut 4197



Cherry 4013



Mahogany 4015



Driftwood 4199

WOOD TONES* - TEXTURED



Beech 3810



Dark Bamboo 3808



Light Bamboo 3809



Dark Cherry 3811



Light Cherry 3812



Maple 3813



Red Oak 3814



Walnut 3815

ANODIZED METALS



Brushed Aluminum PIA12



Polished Chrome PM61



Polished Brass PM21



Satin Chrome PM614

CUSTOM COLORS AVAILABLE



*Grid and trim available in painted coordinating colors.

FEATURES AND BENEFITS

- Aluminum panels provide a monolithic appearance.
- Easy installation into standard USG Donn® Brand Finline® DXF™ Acoustical Suspension System.
- Aluminum panels are positively attached to the suspension system through engineered connection.
- Downward panel access is excellent for shallow plenum areas.
- Wall-mount solution available.
- Wind load tested and approved, including Miami-Dade NOA, for exterior applications with proper bracing and framing.

APPLICATIONS

- Interior and Exterior Applications
- Pods, Islands, and Clouds
- Wall to Wall Ceilings
- Sloped Ceilings
- New Construction or Renovation
- Downward Accessible Ceilings
- Concealed Grid

Perforation C500G

USG CELEBRATION™ SNAP-IN METAL PANELS

ORDER SAMPLES/LITERATURE
 USG: usg.com or samplitt@usg.com
 CGC: contact Sales Representative

TECHNICAL SERVICES
 800.USG.4YOU (874-4968)

FOR MOST UP-TO-DATE TECHNICAL INFORMATION AND LEED REPORT TOOL
 usgdesignstudio.com
 cgcdesignstudio.com



PRODUCT INFORMATION

Materials	Finishes	Typical Module Sizes ¹	Plenum Depth	Weight
Aluminum panels	Painted, powder coated or anodized in a variety of optional perforation and embossing patterns.	1'x 4', 1'x 5', 2'x 2', 2'x 4', 2'x 6', 2'x 8', 4'x 4', 20"x 60", 30"x 30", 30"x 60" Custom sizes available	Since panels are installed from below, the clearance for installation and removal of panels is minimal. Additional plenum clearance of up to 9" may be required for air boot and lighting installations, depending on the unit selected.	Approximately 0.53 lb./sq. ft., not including lights and air diffusers.

GRID LAYOUT

The modular nature of USG Celebration™ Snap-In panels must be considered when an assembly is designed. The main tees and cross tees must be installed exactly on module lines. USG Celebration Snap-In panels cannot be installed across main tee and a 4 ft. cross tee. Panels may be field-cut at walls and columns or terminated at a grid module for island installations. Larger panels will require cross tees at their midspan². Please refer to IC592 for more information.

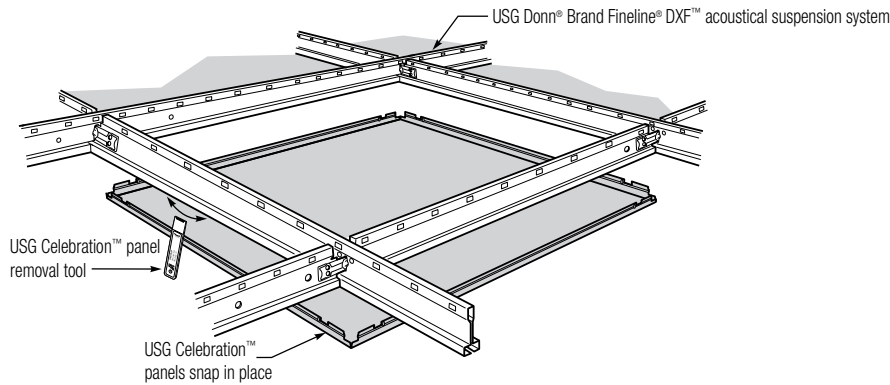
ACOUSTICS³

Description	Optional Acoustical Material	Sound Rating - NRC	
		Perforation CD06305NB (A062)	Perforation CD11717 (A116)
Perforated Panel	Acoustibond™ backer	0.60	0.70
Perforated Panel	2", 0.75 lb. fiberglass in polybag (by others)	0.85	0.90

CODE APPROVAL

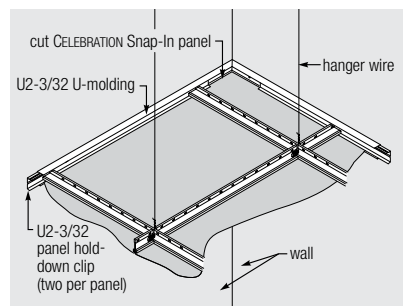
USG Celebration™ Snap-In panels provide a continuous interlock with the suspension system through positive attachment. Supporting grid is capable of sustaining loads greater than those imposed by the USG Celebration system when installed in accordance with manufacturer's instructions. The system meets requirements of ASTM C635 and tested per AC368. See ICC-ES ESR 1222.

PERSPECTIVE

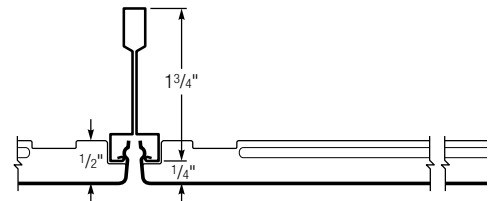


DETAILS AND ACCESSORIES

Perimeter Detail



Edge Detail



Low Emissions (VOC)

CDPH 01350 v1.2-2017 compliance on select finishes, see usg.com for more details and documentation.

High Recycled Content

USG classifies High Recycled Content as greater than 50%. Total recycled content is based on product composition of postconsumer and preconsumer (postindustrial) recycled content per FTC guidelines.

PHYSICAL DATA

Product literature

System brochure: IC415
 Data sheet: IC308
 Perforations selection guide: IC425
 Installation Guide: IC462
 Exterior ceiling systems guide: SC2561
 Warranty: SC2102
 Wall Mount: IC605
 Cleaning Instructions: IC518

ASTM E84 and CAN/ULC S102 surface-burning characteristics (with Acoustibond™ backer)

Class A
 Flame spread: 25 or less
 Smoke developed: 50 or less

Limitation

Some commercially acceptable color variation may occur between lots and between different size products of the same color. For more information about metal ceiling finishes, refer to *Metal Ceilings Technical Guidelines* published by the Ceilings & Interior Systems Construction Association.

Recycled content

USG Celebration™ Snap-In Metal Panels: up to 90% recycled content.

Notes

- Additional sizes available on request.
- If panel length is ≥ 60 inches then one stabilizer bar or cross tee is required at midpoint.
 - If panel length is ≥ 96 inches then two stabilizer bars or cross tees are required at the 1/3 and 2/3 points.
 - Cross tees ≥ 96 inches used in large modules shall have hanger wires installed minimum 4 ft. o.c.
- Refer to IC425 for additional NRC information based on perforation pattern.
- Celebration™ Snap-In panels available in Metallics up to 2' wide and up to 6' long.
- Celebration™ Snap-In panels available in Blanco Mat™ 4182 up to 2' wide and up to 6' long.
- Celebration™ Snap-In panels available in Timbre™ up to 2' wide and up to 6' long.

Client: Resurrection Roman Catholic Parish, Regina, Saskatchewan
 Architect: Stantec Architecture Ltd.
 Structural: JC Kenyon Engineering
 Mechanical: Stantec Consulting
 Electrical: Ritenburg and Associates Ltd.
 Interior Design Consultant: Innovative Interiors

Notice

The information in this document is subject to change without notice. CGC Inc. or USG Corp. assumes no responsibility for any errors that may inadvertently appear in this document.

IC308/rev. 10-23

© 2023 USG Corporation and/or its affiliates. All rights reserved. Printed in U.S.A.


Manufactured by USG Interiors, LLC
 550 West Adams Street
 Chicago, IL 60661

The trademarks USG, CGC, ACOUSTIBOND, CELEBRATION, COMPASSO, DONN, DXF, FINELINE, IT'S YOUR WORLD. BUILD IT., the USG/CGC Logo, the design elements and colors, and related marks are trademarks of USG Corporation or its affiliates.

Safety First! Follow good safety/industrial hygiene practices during installation. Wear appropriate personal protective equipment. Read SDS and literature before specification and installation.



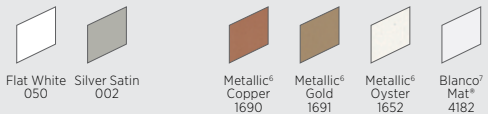
USG CELEBRATION™ TORSION SPRING SYSTEM



Lowell Justice Center in Lowell, MA
 Architect: Finegold Alexander Architects
 Photo: ©Anton Grassi

TO ORDER SAMPLES, GO TO USG.COM OR CGCINC.COM

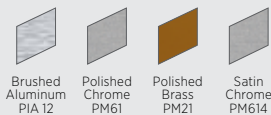
PAINTED METALS



WOOD TONES* - TEXTURED



ANODIZED METALS



CUSTOM COLORS AVAILABLE



*Trim available in painted coordinating colors.

FEATURES AND BENEFITS

- Aluminum panels provide a monolithic appearance.
- Full 90-degree swing-down motion provides easy downward access to plenum areas.
- Spring clip design provides superior panel alignment.
- No reveal.
- Wind load tested and approved, including Miami-Dade NOA, for exterior applications with proper bracing and framing.

APPLICATIONS

- Interior and Exterior Applications
- Pods, Islands, and Clouds
- Wall to Wall ceilings
- Low Sloped Ceilings
- New Construction
- Downward Accessible
- Concealed Grid



USG CELEBRATION™ TORSION SPRING SYSTEM

ORDER SAMPLES/LITERATURE
 USG: usg.com or samplitt@usg.com
 CGC: contact Sales Representative

TECHNICAL SERVICES
 800.USG.4YOU (874-4968)

FOR MOST UP-TO-DATE TECHNICAL INFORMATION AND LEED REPORT TOOL
 usgdesignstudio.com
 cgcdesignstudio.com



PRODUCT INFORMATION

Materials	Finishes	Standard Sizes	Plenum Depth	Weight
Aluminum panels; painted	Panels available with perforation. Custom perforation sizes and patterns are available upon inquiry. A special acoustical backing is available for all perforated panels.	2'x2', 2'x4', 2'x6', 2'x8', 4'x4'	6" minimum to accommodate suspension system and torsion spring	Approximately 0.63 lb./sq. ft.
Anodized ⁵		2'x2'		

ACCESS

Any uncut USG Celebration™ Torsion Spring panel has downward accessibility and can be lowered and disengaged lengthwise for access to the space above while the engaged side continues to hold the panel in place to the grid system at a 90° angle. A special panel removal hand tool (part number 209216) available through USG is also recommended for use when lowering panels.

SUSPENSION SYSTEMS

	Component	ASTM Class	Length	Height	Item No.
Main Tees	15/16" Main Tee ¹	Intermediate Duty	12' (3600 mm)	USG: 1.64" (42 mm) CGC: 1.5" (38 mm)	DX/DXL24
	15/16" Main Tee ¹	Heavy Duty	12' (3600 mm)	USG: 1.64" (42 mm) CGC: 1.5" (38 mm)	DX/DXL26
Cross Tees	15/16" Cross Tee ¹	—	2' (600 mm)	1-1/2" (38 mm)	TSCT22
	15/16" Cross Tee ¹	—	4' (1200 mm)	1-1/2" (38 mm)	TSCT44
	15/16" Cross Tee ¹	—	6' (1800 mm)	1-1/2" (38 mm)	TSCT66
Wall Moldings	7/8" Wall Angle ¹	—	12' (3600 mm)	7/8" (22 mm)	M7
	2" Wall Angle ^{1,2}	—	10' (3000 mm)	1" (25 mm)	M20
	2-1/2" F-Molding ³	—	10' (3000 mm)	2-1/2" (64 mm)	CTS15AL
Molding Accessories	Panel Hold-Down Clip ⁴	—	10" (254 mm)	1-9/16" (40 mm)	T15
Perimeter Trims	6" USG Compásso™ Std. Trim	—	—	6" (152 mm)	CP610
	8" USG Compásso™ Std. Trim	—	—	8" (203 mm)	CP810
Perimeter Trim Clips	6" USG Compásso™ Std. Clip	—	—	—	TSCLP615CP
	8" USG Compásso™ Std. Clip	—	—	—	TSCLP815CP
	Perimeter main tee attachment clip for partial module trim applications	—	—	—	CTS-CMSC

Low Emissions (VOC)
 CDPH 01350 v1.2-2017 compliance on select finishes, see usg.com for more details and documentation.

High Recycled Content
 USG classifies High Recycled Content as greater than 50%. Total recycled content is based on product composition of postconsumer and preconsumer (postindustrial) recycled content per FTC guidelines.

FOR MORE INFORMATION

Product literature

Data sheet: IC622
 System guide: IC638
 Installation guide: IC637
 Perforations selection guide: IC425
 Warranty: SC2102
 Exterior Ceiling systems Guide: SC2561
 Cleaning Instructions: IC518

Online tools

usgdesignstudio.com or cgcdesignstudio.com

Acoustics

The NRC rating of 0.60 is for standard CD06305NB (A062) perforation pattern with Acoustibond™ backer.

Code approval

See ICC-ES ESR 1222.

ASTM E84 and CAN/ULC S102 surface-burning characteristics (with Acoustibond™ backer)

Class A
 Flame spread: 25 or less
 Smoke developed: 50 or less

ASTM E84 and CAN/ULC S102 surface-burning characteristics (with light diffusing backer)

Class A
 Flame spread: 25 or less
 Smoke developed: 50 or less

Recycled content

USG Celebration™ Torsion Spring aluminum panels: up to 90% recycled content.

Limitation

Some commercially acceptable color variation may occur between lots and between different size products of the same color. For more information about metal ceiling finishes, refer to *Metal Ceilings Technical Guidelines* published by the Ceilings & Interior Systems Construction.

Notes

- Min. G30 hot-dipped galvanized. Install according to ASTM C636, ASTM E580, CISCA and USG requirements.
- For seismic applications, the main-tee and cross-tee connections meet IBC requirements for tension and compression strength.
- Produced from aluminum.
- When hold-down clips are required at the perimeter, the CTS15AL F-Mold can accommodate the USG T-15 Hold-Down Clip. Refer to IC638 for details.
- Other sizes available, contact your sales representative.
- Celebration Torsion Spring panels available in Metallics up to 2' wide and up to 4' long.
- Celebration Torsion Spring available in Blanco Mat 4182 up to 2' wide and up to 6' long.

Notice

The information in this document is subject to change without notice. CGC Inc. or USG Corp. assumes no responsibility for any errors that may inadvertently appear in this document.

IC622/rev. 10-23

© 2023 USG Corporation and/or its affiliates. All rights reserved. Printed in U.S.A.


Manufactured by USG Interiors, LLC
 550 West Adams Street
 Chicago, IL 60661

The trademarks USG, CGC, ACOUSTIBOND, COMPASSO, CELEBRATION, IT'S YOUR WORLD. BUILD IT., the USG/CGC logo, the design elements and colors, and related marks are trademarks of USG Corporation or its affiliates.

Safety First! Follow good safety/industrial hygiene practices during installation. Wear appropriate personal protective equipment. Read SDS and literature before specification and installation.



USG GEOMETRIX® 3-DIMENSIONAL METAL PANELS



USG Geometrix® Flat Panels
and 3" Wedge Panels/USG Donn®
Brand Centricitee™ DXT™
Acoustical Suspension System

TO ORDER SAMPLES, GO TO USG.COM OR CGCINC.COM

PAINTED METALS



Flat White 050 Silver Satin 002

CUSTOM COLORS AVAILABLE



FEATURES AND BENEFITS

- Multiple profiles and depths lend new dimension to ceiling design.
- Panel depths of 1", 2" and 3" allow a spectrum of possibilities, from subtle textures to bold rhythms.
- 2'x2' lay-in panels are compatible with 9/16" and 15/16" USG Donn® Brand suspension systems.
- Solid or perforated panels.
- Available in Flat White, Silver Satin and custom colors for design versatility.

APPLICATIONS

- All commercial applications
- Interior Applications
- Pods, Islands, and Clouds
- Wall to Wall Ceilings
- Patterned Aesthetics
- New Construction or Renovation

USG GEOMETRIX® 3-DIMENSIONAL METAL PANELS

ORDER SAMPLES/LITERATURE
 USG: usg.com or samplitt@usg.com
 CGC: contact Sales Representative

TECHNICAL SERVICES
 800.USG.4YOU (874-4968)

FOR MOST UP-TO-DATE TECHNICAL INFORMATION AND LEED REPORT TOOL
 usgdesignstudio.com
 cgcdesignstudio.com



PRODUCT INFORMATION

ACOUSTICS³

Materials	Size and Weight	Finishes
Panels: Aluminum	Panels 2'x2' Panel weight (for 3" deep flat panel): 0.75 lb./sq. ft.	Panels are available in smooth metal or perforated. A black Acoustibond™ backer is included on all perforated panels unless otherwise specified. Acoustibond backer is also available in white.
Description	Optional Acoustical Material	Sound Rating - NRC
Perforated CD06305 (A062A) ⁴	Acoustibond™ backer	0.60
Perforated CD06305 (A062A) ⁴	2", 0.75 lb. fiberglass in polybag	0.85

PANELS

Configurations

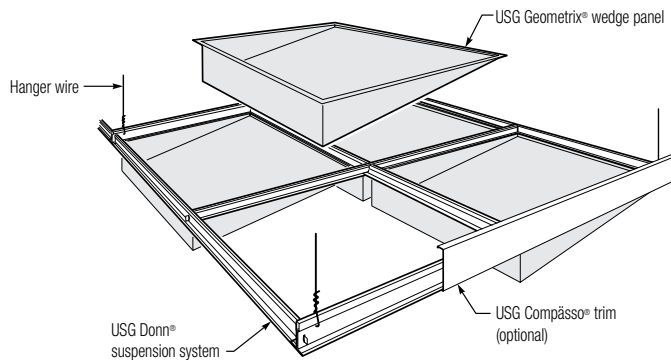
Flat ^{1,2}	Wedge ¹	Outside Wedge Corner	Inside Wedge Corner

Depths

EDGE DETAILS

USG Geometrix® Panels with 15/16" USG DX® Suspension	USG Geometrix® Panels with 9/16" USG Centricitee™ DXT™ Suspension	USG Geometrix® Panels with 9/16" USG Fineline® DXF™ Suspension	USG Geometrix® Panels with 9/16" USG Fineline® 1/8 DXFF™ Suspension

ASSEMBLY



PHYSICAL DATA

Low Emissions (VOC)
 CDPH 01350 v1.2-2017 compliance on select finishes, see usg.com for more details and documentation.

High Recycled Content
 USG classifies High Recycled Content as greater than 50%. Total recycled content is based on product composition of postconsumer and preconsumer (postindustrial) recycled content per FTC guidelines.

Product literature
 System brochure: IC437
 Data sheet: IC424
 Warranty: SC2102
 Installation Guides: IC518
 Perforation Guide: IC425
 Cleaning Instructions: IC518

Online tools
 usgdesignstudio.com or cgcdesignstudio.com

ASTM E84 and CAN/ULC S102 surface-burning characteristics (with Acoustibond™ backer)
 Class A
 Flame spread: 25 or less
 Smoke developed: 50 or less

Limitation
 Some commercially acceptable color variation may occur between lots and between different size products of the same color. For more information about metal ceiling finishes, refer to Metal Ceilings Technical Guidelines published by the Ceilings & Interior Systems Construction Association.

Recycled content
 USG Geometrix® aluminum panels: ≤ 90% recycled content.

- Notes**
1. Available pre-engineered utility circles accommodate lighting and utilities.
 2. Also available with 5/16" depth.
 3. Refer to IC425 for additional NRC information based on perforation pattern.
 4. Perforation pattern CD06305 (A062A) is only recommended for Flat Geometrix panels.

Notice
 The information in this document is subject to change without notice. CGC Inc. or USG Corp. assumes no responsibility for any errors that may inadvertently appear in this document.

IC424/rev. 9-23
 © 2023 USG Corporation and/or its affiliates. All rights reserved. Printed in U.S.A.


Manufactured by USG Interiors, LLC
 550 West Adams Street
 Chicago, IL 60661

The trademarks USG, CGC, ACOUSTIBOND, CENTRICITEE, COMPASSO, DONN, DX, DXF, DXFF, DXL, DXT, FINELINE, GEOMETRIX, IT'S YOUR WORLD. BUILD IT, the USG/CGC logo, the design elements and colors, and related marks are trademarks of USG Corporation or its affiliates.

Safety First! Follow good safety/industrial hygiene practices during installation. Wear appropriate personal protective equipment. Read SDS and literature before specification and installation.



USG PANZ® METAL PANELS



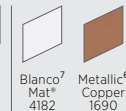
USG Panz® with SL Edge
in Maple Wood Tone Finish
Summit Healthcare
Architect: Gensler
Photo: ©Tom Sibley, Courtesy of Gensler

TO ORDER SAMPLES, GO TO USG.COM OR CGCINC.COM

PAINTED METALS*




Flat White 050
Silver Satin 002



Blanco⁷ Mat⁸ 4182
Metallic⁶ Copper 1690
Metallic⁶ Gold 1691




Metallic⁶ Oyster 1652
Aged Copper 1017



Etched Ice Dark 1016
Etched Ice Light 1015

TIMBRE™8**



Maple 4010
VG Fir 4011




Red Birch 4012
Golden Glow Oak 4198



Walnut 4014
Roasted Chestnut 4197



Cherry 4013
Mahogany 4015



Driftwood 4199

WOOD TONES** - TEXTURED



Beech 3810
Dark Bamboo 3808



Light Bamboo 3809
Dark Cherry 3811




Light Cherry 3812
Maple 3813



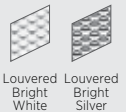
Red Oak 3814
Walnut 3815

ANODIZED METALS



Brushed Aluminum PIA12
Polished Chrome PM61
Polished Brass PM21
Satin Chrome PM614

DIAMONDFLEX™9



Louvered Bright White
Louvered Bright Silver
Sheer Bright White
Sheer Bright Silver

CUSTOM COLORS AVAILABLE



* Flat White and Silver Satin, trim available to match.

** Grid and trim available in painted coordinating colors.

FEATURES AND BENEFITS

- Simple lay-in design provides 100% access.
- Acoustibond™ sound backer produces 0.70 NRC without additional acoustical material.
- Available in numerous perforation patterns.
- Available with same edge details as USG acoustical panels.

APPLICATIONS

- Interior Applications
- Pods, Islands, and Clouds
- Wall to Wall
- Sloped Ceilings
- New Construction or Renovation

USG PANZ® METAL PANELS

ORDER SAMPLES/LITERATURE
 USG: usg.com or samplitt@usg.com
 CGC: contact Sales Representative

TECHNICAL SERVICES
 800 USG.4YOU (874-4968)

FOR MOST UP-TO-DATE TECHNICAL INFORMATION AND LEED REPORT TOOL
 usgdesignstudio.com
 cgcdesignstudio.com



PRODUCT INFORMATION

Materials	Available Sizes	Finishes
Panels: Aluminum	1' x 4', 1' x 5', 2' x 2', 2' x 4', 2' x 6', 2' x 8', 4' x 4', 20" x 60", 30" x 30", 30" x 60". Custom sizes available.	Painted, powder coated or anodized in a variety of optional perforation patterns. 2' x 2' panels available with perforation and/or embossing options.

ACOUSTICS⁴

Description	Optional Acoustical Material	Sound Rating - NRC	
		Perforation CD06305NB (A062)	Perforation CD11717 (A116)
Perforated panel	Acoustibond™ backer	0.60	0.70
Perforated panel	2", 0.75 lb. fiberglass in polybag	0.85	0.90

PANELS

Smooth Panel	Perforated Panel	Perforated Panel with Acoustibond™ ^{1,3} Backer

EDGE DETAILS

USG Square Edge with 15/16" USG DX® Suspension	USG Square Edge with 9/16" ² USG Centricitee™ DXT™ Suspension	USG Shadowline Edge with 15/16" USG DX® Suspension	USG Fineline® Edge with 9/16" USG Centricitee™ DXT™ Suspension	USG Fineline® Edge with 9/16" USG Fineline® DXF™ Suspension
USG Fineline® Edge with 9/16" USG Fineline® 1/8 DXFF™ Suspension	USG Flush Mount Edge with USG DX® Suspension ^{2,5} (FM 15)	USG Flush Mount Edge with USG DXT™ Suspension (FM 9)	USG Fineline® Edge with USG Identitee® DX1™ Suspension	

Low Emissions (VOC)
 CDPH 01350 v1.2-2017 compliance on select finishes, see usg.com for more details and documentation.

High Recycled Content
 USG classifies High Recycled Content as greater than 50%. Total recycled content is based on product composition of postconsumer and preconsumer (postindustrial) recycled content per FTC guidelines.

PHYSICAL DATA

Product literature
 System brochure: IC415
 Data sheet: IC314
 Perforation selection guide: IC425
 Warranty: SC2102
 Specification: IC675
 Care and Maintenance: IC518

Online tools
 usgdesignstudio.com or cgcdesignstudio.com

ASTM E84 and CAN ULC S102 surface-burning characteristics (with Acoustibond™ backer)
 Class A
 Flame spread: 25 or less
 Smoke developed: 50 or less

Light reflectance
 Flat White: LR-0.80 (smooth panel).
 Blanco Mat® 4182: LR-0.93 (smooth panel).

Limitation
 Some commercially acceptable color variation may occur between lots and between different size products of the same color. For more information about metal ceiling finishes, refer to *Metal Ceilings Technical Guidelines* published by the Ceilings & Interior Systems Construction Association.

Recycled content
 USG Panz® Metal Panels: up to 90% recycled content.

- Notes**
- Acoustibond™ standard backer not with DiamondFlex™ panels.
 - Only applicable for 2'x2' panels.
 - Refer to IC425 for additional NRC information based on perforation pattern.
 - If panel length is 60 inches then one stabilizer bar is required at midpoint.
 - If panel length is 96 inches then two stabilizer bars are required at the 1/3 and 2/3 points.
 - Cross tees 96 inches used in large modules shall have hanger wires installed minimum 4 ft. o.c.
 - Flush Mount Edge is for 2'x2' panels only. Flush Mount available with both DX® and DXT™ grid profiles.
 - Panz® panels available in metallics, with maximum 24" wide and 72" long.
 - Panz® panels available in Blanco Mat® 4182 up to 2' wide and up to 6' long.
 - Panz® panels available in Timbre™ up to 2' wide and up to 6' long.
 - DiamondFlex™ panels approximate percentage open area: Louvered 22%, and Sheer 52%.

Notice
 The information in this document is subject to change without notice. CGC Inc. or USG Corp. assumes no responsibility for any errors that may inadvertently appear in this document.

IC314/rev. 10-23
 © 2023 USG Corporation and/or its affiliates. All rights reserved. Printed in U.S.A.

Manufactured by USG Interiors, LLC
 550 West Adams Street
 Chicago, IL 60661

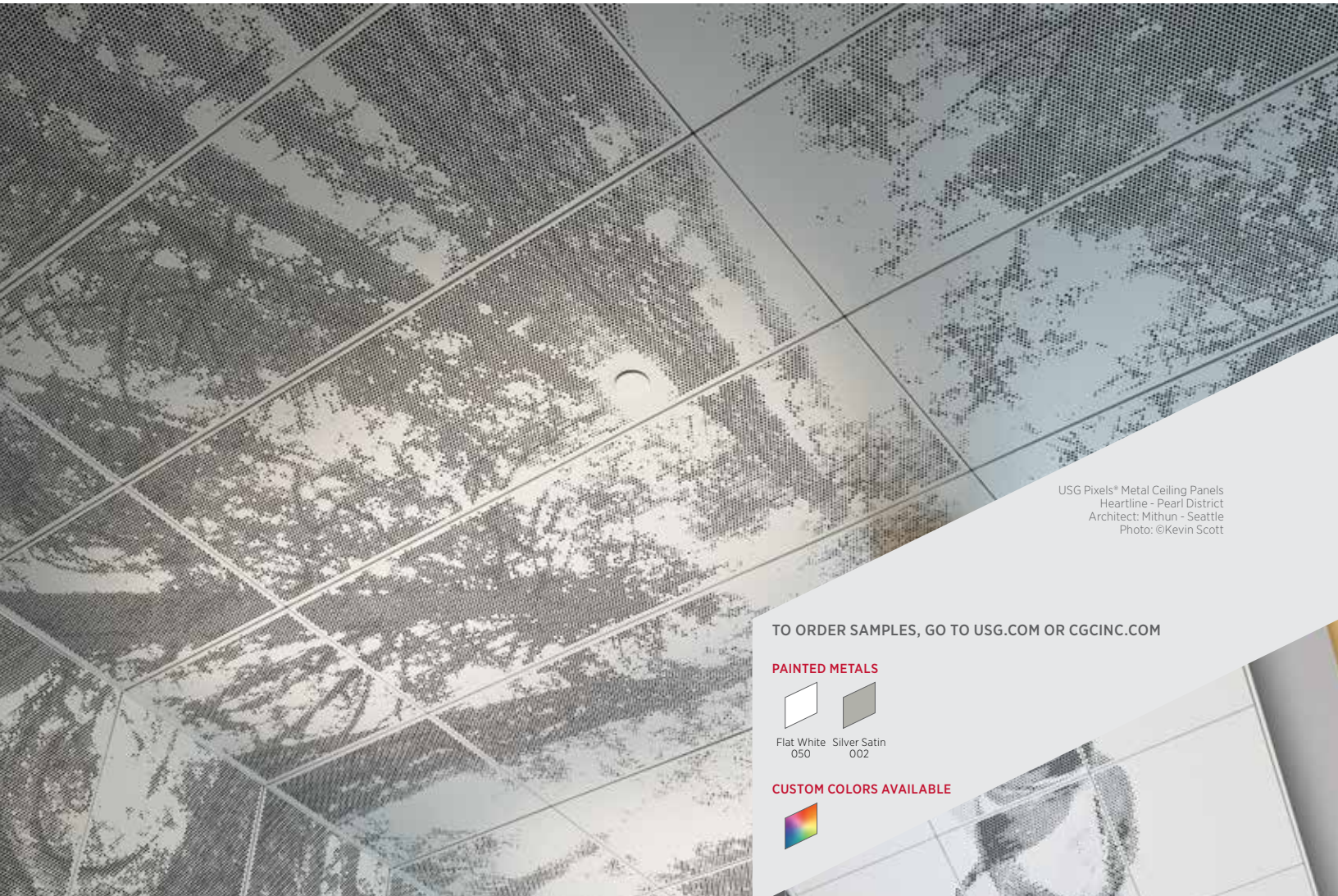
The trademarks USG, CGC, ACOUSTIBOND, CENTRICITEE, DIAMONDFLEX, DONN, DX, DXF, DXFF, DXT, FINELINE, PANZ, IT'S YOUR WORLD. BUILD IT., the USG/CGC logo, the design elements and colors, and related marks are trademarks of USG Corporation or its affiliates.

Safety First! Follow good safety/industrial hygiene practices during installation. Wear appropriate personal protective equipment. Read SDS and literature before specification and installation.



USG PIXELS® METAL CEILING PANELS

PERFORATED IMAGERY



USG Pixels® Metal Ceiling Panels
Heartline - Pearl District
Architect: Mithun - Seattle
Photo: ©Kevin Scott

TO ORDER SAMPLES, GO TO USG.COM OR CGCINC.COM

PAINTED METALS



Flat White 050 Silver Satin 002

CUSTOM COLORS AVAILABLE




FEATURES AND BENEFITS

- Transform photographs, art and logos into perforated images on metal panels.
- Produce imagery on ceilings.
- No limit to image or ceiling size.
- Suitable for USG Celebration™ Snap-In, Panz®, Curvatura™ and Celebration Torsion Spring.
- Images can be positive or negative for backlighting.
- Choose from three resolutions based on aesthetic or budget considerations.

APPLICATIONS

- Interior and Exterior Applications
- Pods, Islands, and Clouds
- Wall to Wall
- Sloped Ceilings
- Wall Mount Ceilings
- New Construction or Renovation
- Downward Accessible Ceilings

USG Pixels® Metal Panels for Ceiling Application



USG PIXELS® METAL CEILING PANELS

PERFORATED IMAGERY

ORDER SAMPLES/LITERATURE
 USG: usg.com or samplitt@usg.com
 CGC: contact Sales Representative

TECHNICAL SERVICES
 800.USG.4YOU (874-4968)

FOR MOST UP-TO-DATE TECHNICAL INFORMATION AND LEED REPORT TOOL
 usgdesignstudio.com
 cgcdesignstudio.com



PRODUCT INFORMATION

Materials	Systems	Nominal
Aluminum metal panels	USG Celebration™ Snap-In, Panz® Metal Panels, Celebration torsion Spring	2'x2', 2'x4', 2'x6' Custom Sizes available.
Aluminum metal panels	USG Curvatura™ 3-Dimensional Suspension System	2'x2', 2'x6'
Steel suspension system	USG Donn® Brand DX®, Centricitee™ DXT™, Finline® DXF™	

RESOLUTION

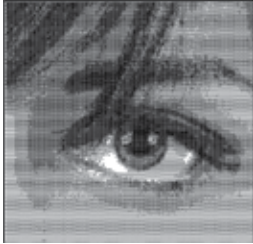
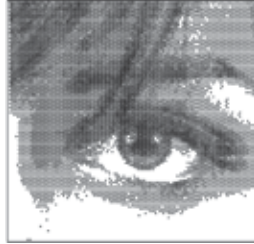



		
Hi Res	Med Res	Low Res

IMAGE SIZE

No limit to image size or canvas size (total ceiling area containing image).





6'x10' canvas
(Depicted using 2'x2' panels)



12'x20' canvas
(Depicted using 2'x2' panels)

See *USG Pixels® Metal Panels Design Guide (IC566)* for design considerations.

 **Low Emissions (VOC)**
 CDPH 01350 v1.2-2017 compliance on select finishes, see usg.com for more details and documentation.

 **High Recycled Content**
 USG classifies High Recycled Content as greater than 50%. Total recycled content is based on product composition of postconsumer and preconsumer (postindustrial) recycled content per FTC guidelines.

PHYSICAL DATA

Product literature
 Data sheet: IC563
 Design guide: IC566
 Check sheet: IC565
 Warranty: SC2102
 Wall Installation Guide: IC606
 Specification: IC677

Online tools
 usgdesignstudio.com or cgcdesignstudio.com

ASTM E84 and CAN ULC S102 surface-burning characteristics (with Acoustibond™ backer)
 Class A
 Flame spread: 25 or less
 Smoke developed: 50 or less

ASTM E84 and CAN ULC S102 surface-burning characteristics (with light diffusing backer)
 Class A
 Flame spread: 25 or less
 Smoke developed: 50 or less

Limitation
 Some commercially acceptable color variation may occur between lots and between different size products of the same color. For more information about metal ceiling finishes, refer to *Metal Ceilings Technical Guidelines* published by the Ceilings & Interior Systems Construction Association.

Recycled content
 USG Pixels® Metal Ceiling Panels: up to 90% recycled content.

Notice
 The information in this document is subject to change without notice. CGC Inc. or USG Corp. assumes no responsibility for any errors that may inadvertently appear in this document.

IC563/rev. 10-23
 © 2023 USG Corporation and/or its affiliates. All rights reserved. Printed in U.S.A.


Manufactured by USG Interiors, LLC
 550 West Adams Street
 Chicago, IL 60661

The trademarks USG, CGC, ACOUSTIBOND, CELEBRATION, CENTRICITEE, CURVATURA, DONN, DX, DXF, DXT, FINELINE, PANZ, PIXELS, IT'S YOUR WORLD. BUILD IT., the USG/CGC logo, the design elements and colors, and related marks are trademarks of USG Corporation or its affiliates.

Safety First! Follow good safety/industrial hygiene practices during installation. Wear appropriate personal protective equipment. Read SDS and literature before specification and installation.



USG UMBRAL™ DIRECT MOUNT PANELS



USG Umbral™ Direct Mount Panels
Rendering
©USG Corporation 2023.
All rights reserved.

TO ORDER SAMPLES, GO TO [USG.COM](https://www.usg.com) OR [CGCINC.COM](https://www.cgcinc.com)

STANDARD COLORS



Flat White
050



Flat Black
205

CUSTOM COLOR



panels
can be
field
painted

FEATURES AND BENEFITS

- Acoustically absorbent panels that blend in or stand out as desired
- Easy to install direct to deck using hat channel and fasteners
- Can be installed in addition to other specialty ceilings as a backdrop or alone as an acoustic treatment for open plenum design
- ClimaPlus™ 30-year limited system warranty against visible sag, mold and mildew

APPLICATIONS

- Offices and conference rooms
- Education
- Auditoriums
- Retrofits
- Restaurants and hospitality
- Retail spaces

SUBSTRATE

- Wet-formed mineral fiber

Fine-Textured Panel

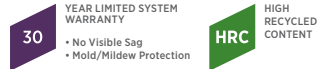
USG UMBRAL™ DIRECT MOUNT PANELS

CLIMAPLUS™ PERFORMANCE

ORDER SAMPLES/LITERATURE
 USG: usg.com or samplitt@usg.com
 CGC: contact Sales Representative

TECHNICAL SERVICES
 800.USG.4YOU (874-4968)

FOR MOST UP-TO-DATE TECHNICAL INFORMATION AND LEED REPORT TOOL
 usgdesignstudio.com
 cgcdesignstudio.com



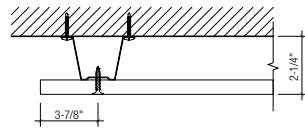
Edge	Panel Size	Mounting	Fire Rating	Item No.	NRC ^{4,6}	LR ²	Color	Anti-Mold & Mildew/Sag Resistance	Recycled Content ¹
SQ	2'x4'x3/4"	HC	Class A	22566.50	0.75	0.90	Flat White		69%
	2'x4'x3/4"	HC	Class A	22566.205	0.75	—	Flat Black		69%
	2'x4'x3/4"	HC	Class A	22566.99	0.75	—	Field Finish		69%

ClimaPlus™ Warranty Performance³
 Contains a broad-spectrum antimicrobial additive on the face and back of the panel that provides resistance against the growth of mold and mildew. Includes sag-resistance performance.

High Recycled Content
 Classified as containing greater than 50% total recycled content. Total recycled content is based on product composition of postconsumer and preconsumer (postindustrial) recycled content per FTC guidelines.

MOUNTING METHOD⁵

Hat Channel (HC)



PHYSICAL DATA

Product literature
 Data sheet: IC307174

ASTM E1264 classification
 ASTM E1264-22 Type IV, Form 1 & 2, Pattern E & G;
 ASTM E1264-23 Type A, Form A2.1, Pattern E & G

ASTM E84 and CAN/ULC S102 surface-burning characteristics
 Class A
 Flame spread: 25 or less
 Smoke developed: 50 or less

Weight
 1.0 lb/sq. ft.

Online tools
 usgdesignstudio.com or cgcdesignstudio.com

Thermal resistance
 R-2.2

Maintenance
 Can be cleaned easily with a soft brush or vacuum. To clean panel, use a clean, white cloth with water or a mild detergent and wipe surface.

Field painting
 Field painting is acceptable with Umbral™. For more detail, please see *USG Umbral™ Installation and Maintenance Guide* (IC307180)

Installation considerations
 Ensure panels are mechanically fastened to approved surface/substrate. Panels may be installed in any configuration, abutting or spaced, in rows, columns or alone. Use caution and wear appropriate hand and eye protection when installing USG Umbral™ panels. Refer to *USG Umbral™ Installation and Maintenance Guide* (IC307180) for more details. Umbral™ panels are not suitable for pools or exterior applications.

- Notes**
- For details, see USG Sustainability tool at usgdesignstudio.com or cgcdesignstudio.com
 - LR values are shown as averages. LR values reflect factory painted Flat White. Painting panels other colors will reduce LR values.
 - Panel face and back surfaces treated with a proprietary, broad-spectrum antimicrobial additive that inhibits and retards the growth of mold, mildew, and bacteria. For details, see *USG 30-Year Limited System Warranty Commercial Applications* (SC2102).
 - Field painting may affect acoustic performance. See *Installation and Maintenance Guide* (IC307180) for more information and guidance.
 - Fasteners available with 1/2" face, #2 square drive in Flat White and Flat Black to match factory finish, and in unpainted metal
 - NRC values apply to a Type D20 mounting per ASTM E795.

Notice
 The information in this document is subject to change without notice. CGC Inc. or USG Corp. assumes no responsibility for any errors that may inadvertently appear in this document.

IC307174/rev. 10-23
 © 2023 USG Corporation and/or its affiliates. All rights reserved. Printed in USA

Manufactured by USG Interiors, LLC
 550 West Adams Street
 Chicago, IL 60661

The trademarks USG, CGC, CLIMAPLUS, UMBRAL, IT'S YOUR WORLD. BUILD IT., the USG/CGC logo, the design elements and colors, and related marks are trademarks of USG Corporation or its affiliates.

Safety First! Follow good safety/industrial hygiene practices during installation. Wear appropriate personal protective equipment. Read SDS and literature before specification and installation.



USG HERADESIGN™ WOOD WOOL PANELS

DIRECT MOUNT WALL & CEILING PANELS



USG Heradesign™ Wood Wool
Direct Mount Panels/
USG Drywall Suspension System

TO ORDER SAMPLES, GO TO USG.COM OR CGCINC.COM

STANDARD COLOR



Beige

CUSTOM COLOR¹



Panels can
be field
painted

FEATURES AND BENEFITS

- Available in two textures to meet design needs.
- Can be field painted for an almost unlimited range of colors.
- Excellent noise absorption - NRC up to 0.90 (C-40 Mounting).
- Durable and sustainable option for retrofits to improve acoustical performance.
- Can be applied to common surfaces such as wood, drywall, masonry or steel.

APPLICATIONS

- Offices and conference rooms
- Gymnasiums and recreational areas
- Education
- Auditoriums
- Retrofits
- Restaurants
- Retail Spaces

SUBSTRATE

- Magnesite-bonded wood wool

HERADESIGN 1


HERADESIGN 2

Heradesign®

USG HERADESIGN™ WOOD WOOL PANELS

DIRECT MOUNT WALL & CEILING PANELS

HERADESIGN 1
(Super Fine)



HERADESIGN 2
(Fine)



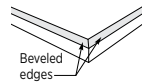
Edge	Panel Size	Fire Rating	Item No.	Color
BEV/BEV	2'x4'x1"	Class A	HDMSF124B	Beige
	2'x8'x1"	Class A	HDMSF128B	Beige
BEV/SQ	2'x8'x5/8"	Class A	HDMSF582B	Beige
	2'x4'x1"	Class A	HDMSF124	Beige
	2'x8'x1"	Class A	HDMSF128	Beige
BEV/BEV	2'x4'x1"	Class A	HDMF124B	Beige
	2'x8'x1"	Class A	HDMF128B	Beige
BEV/SQ	2'x4'x1"	Class A	HDMF124	Beige
	2'x8'x1"	Class A	HDMF128	Beige

HERADESIGN 1
(Super Fine Texture)

HERADESIGN 2
(Fine Texture)

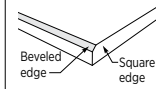
EDGE DETAILS

BEV/BEV



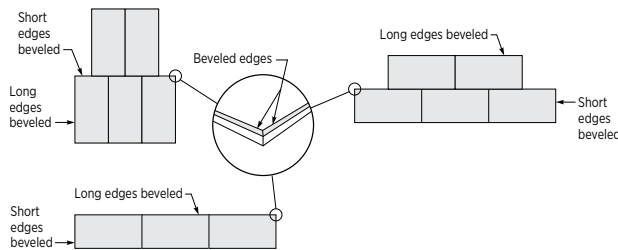
Note: The BEV/BEV edge panels are recommended for installations with adjoining panels.

BEV/SQ



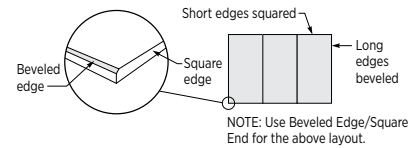
RECOMMENDED EDGE DETAILS

BEV/BEV Edge Patterns



NOTE: Use Beveled Edge/Beveled End panels for all adjoining panel installations.

BEV/SQ Edge Patterns



NOTE: Use Beveled Edge/Square End for the above layout.

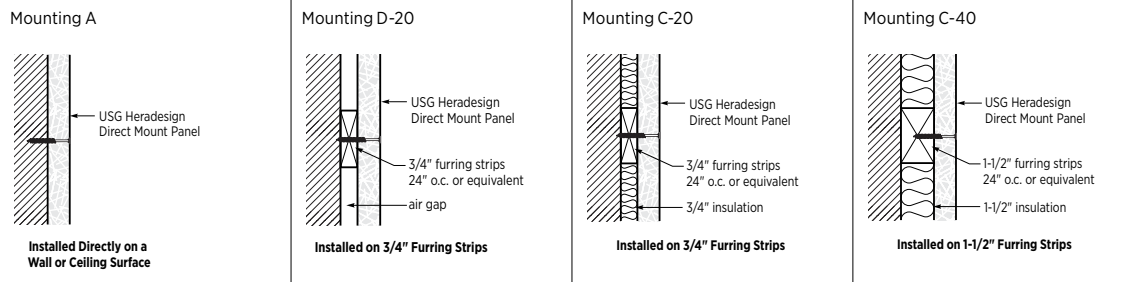
USG HERADESIGN™ WOOD WOOL PANELS

DIRECT MOUNT WALL & CEILING PANELS

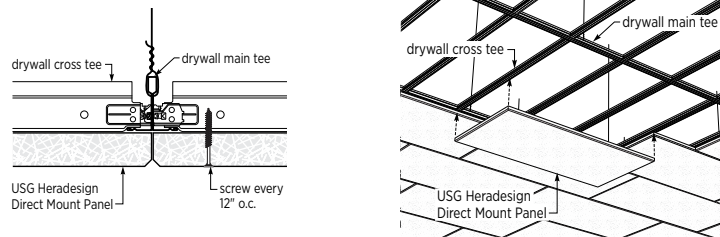
ACOUSTICAL PERFORMANCE²

NRC as per ASTM C423	Mounting A	Mounting D-20	Mounting C-20	Mounting C-40
HERADESIGN 1	0.55	0.55	0.80	0.90
HERADESIGN 2	0.50	0.55	0.75	0.85

MOUNTING METHODS



Mounting DWSS



PHYSICAL DATA

Product literature
 Data sheet: SC3260
 Installation Guide: SC3261

ASTM E1264 classification
 ASTM E1264-22 Type XIV, Pattern L
 ASTM E1264-23 Type E, Pattern L

ASTM E84 and CAN/ULC S102 surface-burning characteristics
 Class A
 Flame spread: 25 or less
 Smoke developed: 50 or less

Online tools
 usgdesignstudio.com or
 cgcdesignstudio.com

Maintenance
 Can be cleaned easily with a soft brush or vacuum.

Field Painting
 Field painting multiple times is acceptable with Heradesign. For more detail please see USG Heradesign Installation Guide SC3261.

Weight
 HERADESIGN 1
 1.60 lb. / sq. ft. (5/8")
 2.31 lb. / sq. ft. (1")

HERADESIGN 2
 1.68 lb. / sq. ft. (5/8")
 2.53 lb. / sq. ft. (1")

Installation Considerations
 Ensure panels are mechanically fastened to approved surface/substrate. Panels are to be installed in an ashlar pattern (staggered end joints). Use caution and wear appropriate hand, eye, and dust mask protection when cutting and installing USG Heradesign panels. Refer to USG Heradesign Installation Guide SC3261 for more details. Heradesign panels are not suitable for pools or exterior applications.

Design Considerations
 For walls that may experience condensation or moisture, such as uninsulated exterior walls, D or C mounting is required to create a gap between the structure and the panel.

Visual Consideration
 Color and pattern variation is common across panels due to the natural characteristics of wood.

- Notes**
- Given the potential variation of the wood fibers used in Heradesign panels, USG Standard, Advantage or Premium colors will coordinate only and exact matches are not possible. Please compare samples with USG color chips to find best coordinating color.
 - Acoustical performance is representative of 1" thick product.

Notice
 The information in this document is subject to change without notice. CGC Inc. or USG Corp. assumes no responsibility for any errors that may inadvertently appear in this document.

SC3260/rev. 10-23
 © 2023 USG Corporation and/or its affiliates. All rights reserved. Printed in USA

Manufactured by Knauf AMF Ges. m.b.H., Ferndorf 29 9702 Ferndorf, Austria

The trademarks USG, CGC, DONN, IT'S YOUR WORLD. BUILD IT., the USG and CGC logos, the design elements and colors, and related marks are trademarks of USG Corporation or its affiliates.

HERADESIGN is a trademark of Knauf AMF GmbH & Co. Manufactured by Knauf AMF GmbH in Ferndorf, Austria.

Safety First! Follow good safety/industrial hygiene practices during installation. Wear appropriate personal protective equipment. Read SDS and literature before specification and installation.

USG HERADESIGN™ WOOD WOOL PANELS

LAY-IN CEILING PANELS



USG Heradesign™ Wood Wool Panels/
USG Donn® Brand Acoustical
Suspension System

TO ORDER SAMPLES, GO TO USG.COM OR CGCINC.COM

STANDARD COLOR



Beige

CUSTOM COLOR¹



Panels can
be field
painted

FEATURES AND BENEFITS

- Available in two textures to meet design needs.
- Can be field painted for an almost unlimited range of colors.
- Excellent noise absorption - NRC up to 0.85.
- Durable and sustainable option for retrofits to improve acoustical performance.

APPLICATIONS


- Offices and conference rooms
- Gymnasiums and recreational areas
- Education
- Auditoriums
- Restaurants
- Retail Spaces

HERADESIGN 1

HERADESIGN 2

USG HERADESIGN™ WOOD WOOL PANELS LAY-IN CEILING PANELS

HERADESIGN 1
 (Super Fine)



HERADESIGN 2
 (Fine)



Edge	Panel Size	Fire Rating	Item No.	Color
SQ	2'x2'x1"	Class A	HLSF122SQ	Beige
	2'x4'x1"	Class A	HLSF124SQ	Beige
SL	2'x2'x1"	Class A	HLSF122SL	Beige
	2'x4'x1"	Class A	HLSF124SL	Beige
SQ	2'x2'x1"	Class A	HLF122SQ	Beige
	2'x4'x1"	Class A	HLF124SQ	Beige
SL	2'x2'x1"	Class A	HLF122SL	Beige
	2'x4'x1"	Class A	HLF124SL	Beige

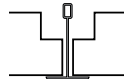
HERADESIGN 1
 (Super Fine Texture)

HERADESIGN 2
 (Fine Texture)

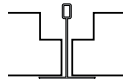
GRID PROFILE OPTIONS

Square Edge Panels - SQ

USG
 DX®

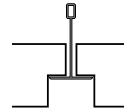


USG
 DXW™



Shadowline Edge Panels - SL

USG
 DX®



ACOUSTICAL PERFORMANCE²

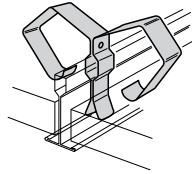
NRC as per ASTM C423

	No Infill Panel	Infill Panel; Item No. 22421
HERADESIGN 1	0.55	0.85
HERADESIGN 2	0.55	0.75

USG HERADESIGN™ WOOD WOOL PANELS

LAY-IN CEILING PANELS

Accessories



Panel Retention Clip 20428

Attaches to 1-1/2" main tees and cross tees behind lay-in panels. The retention clip helps prevent panel displacement from incidental contact. Recommended with USG Heradesign panels in areas where contact is possible such as gymnasiums & educational applications.

PHYSICAL DATA

Product literature

Data sheet: SC3259
 Installation Guide: SC3261

ASTM E1264 classification

ASTM E1264-22 Type XIV, Pattern L
 ASTM E1264-23 Type E, Pattern L

ASTM E84 and CAN/ULC S102 surface-burning characteristics

Class A
 Flame spread: 25 or less
 Smoke developed: 50 or less

Online tools

usgdesignstudio.com or
 cgcdesignstudio.com

Maintenance

Can be cleaned easily with a soft brush or vacuum.

Visual Consideration

Color and pattern variation is common across panels due to the natural characteristics of wood.

Field Painting

Field painting multiple times is acceptable with Heradesign. For more detail please see USG Heradesign Installation Guide SC3261.

Weight

HERADESIGN 1
 2.31 lb. / sq. ft. (1")

HERADESIGN 2
 2.53 lb. / sq. ft. (1")

Installation Considerations

Use caution and wear protective clothing and eye protection. Only install in a well ventilated area. For detailed instructions reference USG Heradesign Installation Guide SC2361. Heradesign panels are not recommended for use in pools or exterior applications.

Notes

1. Given the potential variation of the wood fibers used in Heradesign panels, USG Standard, Advantage or Premium colors will coordinate only and exact matches are not possible. Please compare samples with USG color chips to find best coordinating color.

2. Acoustical test results are representative of 1" thick product.

Notice

The information in this document is subject to change without notice. CGC Inc. or USG Corp. assumes no responsibility for any errors that may inadvertently appear in this document.

SC3259/rev. 10-23

© 2023 USG Corporation and/or its affiliates. All rights reserved. Printed in USA


Manufactured by
 Knauf AMF Ges. m.b.H.
 Ferndorf 29
 9702 Ferndorf, Austria

The trademarks USG, CGC, DONN, DX, DXW, IT'S YOUR WORLD. BUILD IT., the USG and CGC logos, the design elements and colors, and related marks are trademarks of USG Corporation or its affiliates.

HERADESIGN is a trademark of Knauf AMF GmbH & Co. Manufactured by Knauf AMF GmbH in Ferndorf, Austria.


Safety First! Follow good safety/industrial hygiene practices during installation. Wear appropriate personal protective equipment. Read SDS and literature before specification and installation.

USG TRUE® WOOD PANELS



USG True® Wood Panels,
FL Edge, 30"x60", in Beech.
Marino Jeantet Elementary School,
Architect: Murphy, Burnham & Buttrick
Architects, Photo: ©Frank Ouderman

TO ORDER SAMPLES, GO TO USG.COM OR CGCINC.COM



FEATURES AND BENEFITS

- The elegance, warmth and majesty of true wood.
- Natural wood veneers.
- Standard panel sizes of 2'x2', 2'x4'.
- Additional panel sizes: 1'x4', 1'x5', 2'x6', 2'x8', 20"x60", 30"x60"
- Acoustical options, with an integrated acoustical backer.
- FSC® certified.
- Class A fire rating.

APPLICATIONS

- Interior Applications
- Pods, Islands, and Clouds
- Wall to Wall Ceilings
- Wall Applications
- Sloped Ceilings
- New Construction or Renovation
- Concealed Grid (AR Edge)

2'x2' USG True® Wood W500 With Border

USG TRUE® WOOD PANELS

ORDER SAMPLES/LITERATURE
 USG: usg.com or samplitt@usg.com
 CGC: contact Sales Representative

TECHNICAL SERVICES
 800.USG.4YOU (874-4968)

FOR MOST UP-TO-DATE TECHNICAL INFORMATION AND LEED REPORT TOOL
 usgdesignstudio.com
 cgcdesignstudio.com



USG TRUE® WOOD LAY-IN PANELS

	Grid Profile Options	Panel Sizes							
FL 	E, F, G, H	2'x2'x3/4"	2'x4'x3/4"	1'x4'x3/4"	1'x5'x3/4"	2'x6'x3/4"	2'x8'x3/4"	20"x60"x3/4"	30"x60"x3/4"
SL 	D								
AR 	D	2'x2'x3/4"	2'x4'x3/4"						

USG TRUE® WOOD ACCESSIBLE REVEAL PANELS

All USG True® Wood perforated and channel panels include an integrated acoustical backer to provide sound performance without the expense and additional labor of acoustical blankets.

Note: Large USG True® Wood Panels must be installed with supplied reinforcement angles. See form # IC561.

TRUE® WOOD TRIM OPTIONS

4" Nominal (3-3/4"x8')

6" Nominal (5-1/4"x8')

GRID PROFILE OPTIONS

D USG DX®	E USG Centricitee™ DXT™	F USG Finline® DXF™	G USG Finline® 1/8 DXFF™	H USG Identitee® DXI™

Note: Heavy duty suspension systems shall be used.

PERFORATION OPTIONS

Pattern Number	Hole (mm)	Spacing (mm)	% Open Area	NRC
W100	6	16	10	0.60
W200	6	32	3	0.30
W300	8	16	20	0.70
W400	8	32	5	0.40

CHANNEL OPTIONS

Pattern Number	Channel Width (mm)	Channel Depth (mm)	Spacing (mm centers)	Border (mm)	NRC
W500 (border)	2	3.8	10	25.4	N/A
W600 (border)	2	3.8	5	25.4	N/A

Channel Perforations maximum panel size is 2'x4'

For perforation images, see True® Wood Finishes & Perforation Guide IC559, or True® Wood Installation Guide IC561.

PHYSICAL DATA

Product literature

Data sheet: IC558
 Finishes sheet: IC559
 Installation Guide: IC561
 Warranty: SC2102
 Specification SDS: IC705
 Handling Guide: IC5449

Online tools

usgdesignstudio.com or cgcdesignstudio.com

ASTM E84 and CAN/ULC S102

surface-burning characteristics
 Class A
 Flame spread: 25 or less
 Smoke developed: 50 or less

ASTM E1264 classification

Composite—Class A Fire Performance ASHRAE Standard 62.1, 2013

Weight

3 lb./sq. ft.

Material

No added urea-formaldehyde core, with face cut veneers.

Notes

- Color Disclaimer: Printed and/or online color swatches are only reproductions of actual standards and will vary in appearance due to differences in monitor and printer output.
- Wood Disclaimer: Wood is a natural grain product with variations in grain, texture and color often ranging from light to dark, thereby affecting the surface look. Product finishes are spray-applied stain or sealer coats.
- These representations should not be used to finalize color selection(s).
- Building environmental conditions should be maintained in accordance with ASHRAE Standard 62.1, 2013.
- Refer to *CISCA Wood Ceilings Technical Guidelines* for best practices on installing wood ceilings.

Notice

The information in this document is subject to change without notice. CGC Inc. or USG Corp. assumes no responsibility for any errors that may inadvertently appear in this document.

IC558/rev. 10-23

© 2023 USG Corporation and/or its affiliates. All rights reserved. Printed in U.S.A.

Manufactured by USG Interiors, LLC
 550 West Adams Street
 Chicago, IL 60661


The trademarks USG, CGC, CENTRICITEE, DONN, DX, DXF, DXFF, DXI, DXL, DXT, FINELINE, IDENTITEE, TRUE, IT'S YOUR WORLD. BUILD IT., the USG/CGC logo, the design elements and colors, and related marks are trademarks of USG Corporation or its affiliates.

Safety First! Follow good safety/industrial hygiene practices during installation. Wear appropriate personal protective equipment. Read SDS and literature before specification and installation.



USG DANOLINE™ DIRECT MOUNT PANELS

ACOUSTICAL PERFORATED GYPSUM



USG Danoline™
Direct Mount Panels
Acoustical Perforated Gypsum

Rendering
©USG Corporation 2023.
All rights reserved.

TO ORDER SAMPLES, GO TO USG.COM OR
CGCINC.COM

STANDARD COLORS



Flat White
RAL 9003



Panels
can be
field
painted

FEATURES AND BENEFITS

- New direct mount system offers design flexibility with excellent acoustics and elegant aesthetics.
- The system is ideal for open plenum or exposed structure designs.
- Three perforation patterns and two panel layouts offer endless design options.
- Decorative perforated panel offers a factory finish in flat white and can also be field painted to match the color of any deck. Perforations will appear white when face of panel is painted, per manufacturers recommendations.
- Factory applied acoustical backer provides 0.45 - 0.70 Sabins per square foot. Higher acoustical performance achieved with additional fiberglass backer; 0.80 - 1.25 Sabins per square foot.
- Flexible installation options to meet a variety of decks and utilities space requirements.
- Panels have Class A fire rating
- Available in 3'x8' and 4'x8' panels
- Field modifiable

APPLICATIONS

- Decorative wall panels
- Islands and clouds
- Sloped ceilings
- New Construction and renovation
- Interior installations

COMPONENTS

- Perforated gypsum panel
- Factory applied acoustical backer
- Hat channel, furring strips supplied by others
- USG Drywall Suspension System and additional fiberglass backer panel supplied separately

USG DANOLINE™ DIRECT MOUNT PANELS ACOUSTICAL PERFORATED GYPSUM

ORDER SAMPLES/LITERATURE
USG: usg.com or samplit@usg.com
CGC: contact Sales Representative

FOR MOST UP-TO-DATE
TECHNICAL INFORMATION AND
USG SUSTAINABILITY TOOL
usg.com
cgcdesignstudio.com

TECHNICAL SERVICES
800.USG.4YOU (874-4968)



PRODUCT CERTIFIED
FOR LOW CHEMICAL
EMISSIONS:
ULCOM/GG
UL2818

USG DANOLINE™ DIRECT MOUNT PANELS ACOUSTICAL PERFORATED GYPSUM

Edge	Panel Size	Mounting	Perforation /Perf Layout	Fire Rating	Item No.	LR ⁴	Color Options	Sabins / Sq Ft ^{1,3}	Sabins / Sq Ft ^{2,3}	% Open Area	VOC Emissions
SQ 	3'x8'x1/2"	DWSS, HC or ZC	O1 3L1	Class A 	22752	69.2 	White or field paint	0.80-1.25 Additional Backer Option	0.45-0.70 Factory Backer Only	15.5%	Low
SQ 	4'x8'x1/2"	DWSS, HC or ZC	S9 2L2	Class A	22749	69.2	White or field paint	0.80-1.25	0.45-0.65	15%	Low
SQ 	4'x8'x1/2"	DWSS, HC or ZC	S12 2L2	Class A	22750	72.8	White or field paint	0.80-1.25	0.45-0.65	12.2%	Low

STANDARD PERFORATION LAYOUTS AND PATTERNS

<p>3L1 (3'x8')</p>	<p>O1 Obround 5/32" x 9/16" [4x14mm]</p> <p>For 3L1</p>	
<p>2L2 (4'x8')</p>	<p>S9 Square 3/8" [9 mm]</p> <p>For 2L2</p>	<p>S12 Square 1/2" [12 mm]</p> <p>For 2L2</p>
<p>Z-Channel (ZC)</p>	<p>Hat Channel (HC)</p>	<p>USG Drywall Suspension System (DWSS)</p>

SUSPENSION METHODS

PHYSICAL DATA

Additional documents and resources:

Architectural Specification - IC761
Systems Guide - IC730
Perforation Guide - IC760
CAD Details - IC764 & IC771

Online tools

usgdesignstudio.com or cgcdesignstudio.com

ASTM E1264 Classification

ASTM E1264-22 Type XX, Pattern A
ASTM E1264-23 Type G, Form G1, Pattern A

ASTM E84 and CAN/ULC S102

Surface-burning characteristics

Class A
Flame spread: 25 or less
Smoke Developed: 50 or less

Weight

1.43 lb - 1.62 lb / sq. ft.

Substrate

Gypsum Panel

Thickness

All panels are 1/2" (12.5mm)

Notes

- With factory applied acoustical backer plus an additional fiberglass backer panel.
- Factory applied acoustical backer only.
- Performance value ranges based on mounting heights from 1 - 1/2" to 24". Contact a USG sales representative for more information.
- LR values reflect factory painted flat white RAL 9003. Painting panels other colors will reduce LR values.

Notice

The information in this document is subject to change without notice. CGC Inc. or USG Corp. assumes no responsibility for any errors that may inadvertently appear in this document.

IC756/rev. 10-23

© 2023 USG Corporation and/or its affiliates. All rights reserved. Printed in U.S.A.

Manufactured by Knauf Danoline, Denmark 9500 Hobro
Distributed by USG Interiors, LLC 550 West Adams Street Chicago IL 60661

The trademarks USG, CGC, CGC DESIGN STUDIO, USG DESIGN STUDIO, IT'S YOUR WORLD. BUILD IT., the USG and CGC logos, the design elements and colors, and related marks are trademarks of USG Corporation or its affiliates. DANOLINE is a trademark of Knauf GmbH.

SAFETY FIRST! Follow good safety/industrial hygiene practices during installation. Wear appropriate personal protective equipment. Read SDS and literature before specification and installation, at usg.com.



USG DANOLINE™ LAY-IN PANELS

ACOUSTICAL PERFORATED GYPSUM



USG Danoline™ Lay-in Panels
Acoustical Perforated Gypsum

Rendering
©USG Corporation 2023.
All rights reserved.

TO ORDER SAMPLES, GO TO USG.COM OR CGCINC.COM

STANDARD COLORS



Flat White
RAL 9003



Panels
can be
field
painted

FEATURES AND BENEFITS

- New lay-in panels offer excellent acoustics with highly refined aesthetics.
- Four different perforation patterns to choose from.
- Decorative perforated gypsum panel offers a smooth face with high light reflectance, 69 to 72%.
- Factory applied acoustical backer provides high performance acoustics up to NRC 0.80.
- Higher acoustics achieved with added mineral fiber backer.
- Panels installed with standard acoustical grid system. No special tools or installation required.
- Available in 2'x2', 2'x4' panels.
- Ideal for renovations as well as new construction.
- Panels have a Class A fire rating.
- Field modifiable.

APPLICATIONS

- Wall to wall ceilings
- Islands and clouds
- Sloped ceilings
- New Construction and renovation
- Interior installations

SUBSTRATE

- Perforated gypsum panel
- Factory applied acoustical backer
- Hat channel furring strips supplied by others
- USG Drywall Suspension System supplied separately

USG DANOLINE™ LAY-IN PANELS ACOUSTICAL PERFORATED GYPSUM

ORDER SAMPLES/LITERATURE
USG: usg.com or samplit@usg.com
CGC: contact Sales Representative

FOR MOST UP-TO-DATE
TECHNICAL INFORMATION AND
USG SUSTAINABILITY TOOL
usg.com
cgcdesignstudio.com

TECHNICAL SERVICES
800.USG.4YOU (874-4968)



PRODUCT CERTIFIED
FOR LOW CHEMICAL
EMISSIONS:
ULCOM/GG
UL2818

USG DANOLINE™ LAY-IN PANELS ACOUSTICAL PERFORATED GYPSUM

Edge	Panel Size	Mounting	Perforation	Fire Rating	Item No.	NRC ^{1,2,4}	LR ³	Grid Options	% Open Area	VOC Emissions	Backer Color
FW 	2'x2'x1/2"	Flush Wide	CV	Class A Class A	22704	0.50	72.2	A	10.7%	Low Low	White White
	2'x4'x1/2"				22705	0.80	70.9		22.2%		
FN 	2'x2'x1/2"	Flush Narrow	S3	Class A Class A	22708	0.75	69.2	B	16.2%	Low Low	White White
	2'x4'x1/2"				22711	0.80	70.9		23.8%		
SL 	2'x2'x1/2"	Recessed Wide	S3	Class A Class A	22739	0.75	69.2	C	15.7%	Low Low	White White
	2'x4'x1/2"				22738	0.80	70.9		22.2%		
FL 	2'x2'x1/2"	Recessed Narrow	S3	Class A Class A	22727	0.75	69.2	D, E, F, G D, E, F, G	16.2%	Low Low	White White
	2'x4'x1/2"				22726	0.80	70.9		23.8%		
	2'x4'x1/2"				22731	0.65	72.8		11.7%		
			CV	Class A	22735	0.50	72.2	D, E, F, G	10.8%	Low	White

*All panels come factory painted white. Panels can be field painted using low nap foam roller. Reference architectural specifications for more details. NRC values for panels with factory applied acoustical backer. Additional acoustical backer options available for enhanced NRC performance. Contact a USG representative for more information.

STANDARD PERFORATION PATTERNS

C6 - Circles 1/4" [6 mm] 	CV - Circles Variable
O1 - Obround 5/32" x 9/16" [4x14mm] 	S3 - Square 1/8" [3.5 mm]

GRID PROFILE OPTIONS

A USG DX® Flush Wide 	B USG DXT® Flush Narrow 	C⁴ USG DX® Recessed Wide 	D USG Centricitee™ DXT™ Recessed 	E USG Identitee® DXI™ Recessed 	F USG Fineline® DXF™ Recessed 	G USG Fineline® 1/8 DXFF™ Recessed
---	--	--	---	---	--	---

PHYSICAL DATA

Additional documents and resources:

Architectural Specification - IC762
Perforation Guide - IC760
CAD Details - IC766, IC767, IC768 & IC769

Online tools

usgdesignstudio.com or cgcdesignstudio.com

ASTM E1264 Classification

ASTM E1264-22 Type XX, Pattern C
ASTM E1264-23 Type G, Form G1, Pattern C

ASTM E84 and CAN/ULC S102

Surface-burning characteristics
Class A
Flame spread: 25 or less
Smoke Developed: 50 or less

Weight

1.43 lb - 1.62 lb / sq. ft.

Substrate

Gypsum Panel

Thickness

All panels are 1/2" (12.5mm)

Notes

- Acoustic values are measured with factory applied acoustical felt. Higher acoustical performance may be achieved by adding USG Mars™ High-NRC/High-CAC Acoustical Panels.
- If CAC performance is required add USG Mars™ High-NRC/High-CAC Acoustical Panels.
- LR values are shown as averages.
- NRC values estimated based on ISO 354 test results and presented for material in type E400 mounting, as described in ASTM E795.

Notice

The information in this document is subject to change without notice. CGC Inc. or USG Corp. assumes no responsibility for any errors that may inadvertently appear in this document.

IC757/rev. 10-23

© 2023 USG Corporation and/or its affiliates. All rights reserved. Printed in U.S.A.

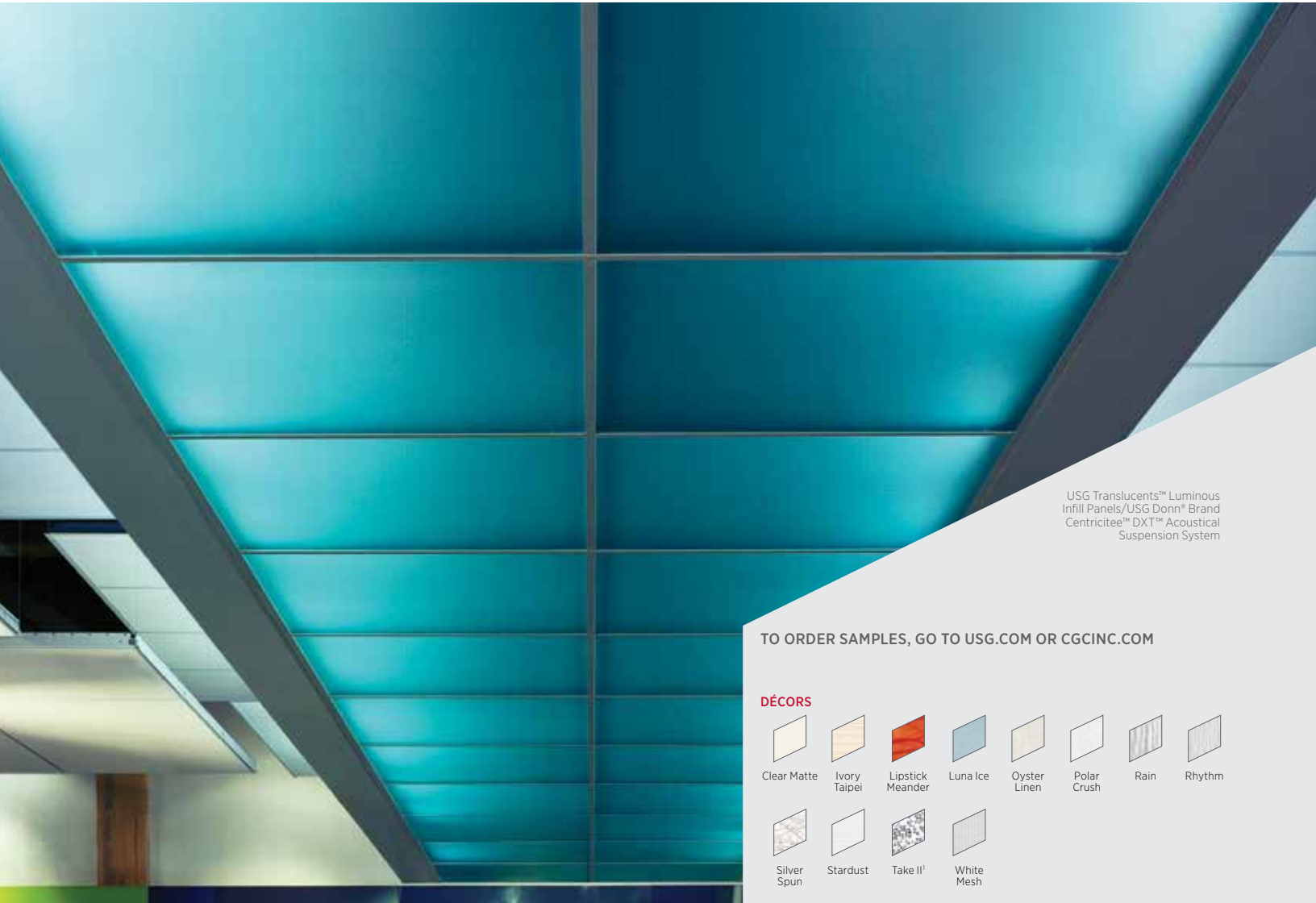
Manufactured by Knauf Danoline, Denmark 9500 Hobro
Distributed by USG Interiors, LLC 550 West Adams Street Chicago IL 60661

The trademarks USG, CGC, CGC DESIGN STUDIO, DX, DXF, DXFF, DXI, DXT, CENTRICITEE, FINELINE, IDENTITEE, MARS, USG DESIGN STUDIO, IT'S YOUR WORLD. BUILD IT., the USG and CGC logos, the design elements and colors, and related marks are trademarks of USG Corporation or its affiliates. DANOLINE is a trademark of Knauf GmbH.

SAFETY FIRST! Follow good safety/industrial hygiene practices during installation. Wear appropriate personal protective equipment. Read SDS and literature before specification and installation, at usg.com.



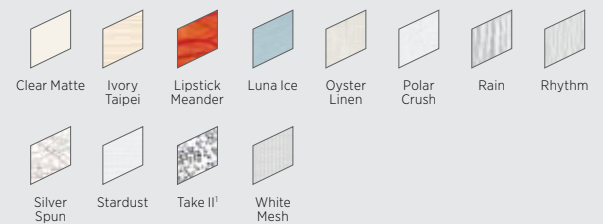
USG TRANSLUCENTS™ INFILL PANELS



USG Translucents™ Luminous
Infill Panels/USG Donn® Brand
Centricitee™ DXT™ Acoustical
Suspension System

TO ORDER SAMPLES, GO TO USG.COM OR CGCINC.COM

DÉCORS



COLOR GALLERY³



FEATURES AND BENEFITS

- Fully accessible translucent infill panels.
- Panels can be used with standard USG Donn® Brand DX®, Centricitee™ DXT™, Curvatura™, Identitee® DXI™, Fineline® DXF™ 3-Dimensional and GridWare™ Open Cell Decorative suspension systems.
- Available in a variety of decors that feature embedded fabrics and other materials as well as solid colors.
- 2'x2' panels (23-3/4"x23-3/4") in all finishes.
- 2'x6' panels (23-3/4"x71-3/4") in all finishes. (Except Clear Matte available in 2'x2' only)
- USG Translucents™ panels contain a minimum of 40% recycled content.

APPLICATIONS

- Interior Applications
- Pods, Islands, and Clouds
- Wall to Wall Ceilings
- Sloped Ceilings
- Curved Ceilings
- New Construction or Renovation
- Backlit Ceilings

USG TRANSLUCENTS™ LUMINOUS INFILL PANELS

ORDER SAMPLES/LITERATURE
USG: usg.com or sampllit@usg.com
CGC: contact Sales Representative

**FOR MOST UP-TO-DATE
TECHNICAL INFORMATION
AND LEED REPORT TOOL**
usgdesignstudio.com
cgcdesignstudio.com

TECHNICAL SERVICES
800.USG.4YOU (874-4968)

PRODUCT INFORMATION

Product	Typical Sizes		System Weight
	Nominal	Actual	
Clear Matte .060" Polycarbonate	2'x2'	23-3/4"x23-3/4"	Approximately .374 lb./sq. ft.
Standard Décors – 0.118" PETG (excluding Take II)	2'x2' 2'x6'	23-3/4"x23-3/4" 23-3/4"x71-3/4"	Approximately 0.9 lb./sq. ft.
Rain ² 0.118" Acrylic	2'x2' 2'x6'	23-3/4"x23-3/4" 23-3/4"x71-3/4"	Approximately 0.9 lb./sq. ft.
Take II ¹ 0.236" PETG	2'x2' 2'x6'	23-3/4"x23-3/4" 23-3/4"x71-3/4"	Approximately 2 lb./sq. ft.
Color Gallery – 0.118" PETG	2'x2' 2'x6'	23-3/4"x23-3/4" 23-3/4"x71-3/4"	Approximately 0.9 lb./sq. ft.

Acoustics

This product does not offer any acoustical properties.

Lighting

For USG Translucents™ panels, fixtures should be placed a minimum of 18" above the ceiling and 18" o.c. for best results. For best results when backlighting use Gridware grid components.

Suspension Systems

Lays into standard USG Donn® Brand DX®, Centricitee™ DXT™, Curvatura™ 3-Dimensional and GridWare™, DXI and DXF suspension systems.

PHYSICAL DATA

Product literature

Data sheet: IC406
Care and Maintenance: IC456

Online tools

usgdesignstudio.com or cgcdesignstudio.com

Fire rating

USG Translucents™ panels meet the Class A acceptance criteria of 2021 IBC Section 803.1.1.1 for interior finishes as tested in accordance with NFPA 286.

USG Translucents™ panels meet the Class B requirements for flame spread and smoke developed as tested in accordance with CAN/ULC S102 surface-burning characteristics.

Recycled content

Decors: min. 40% recycled content. 100% recyclable. Rain: 40% recycled content. 100% recyclable. Color Gallery: Up to 40% recycled content.

Limitations

This product is produced to order and will vary from batch-to-batch – panels ordered at the same time will be produced together and will be identical. USG cannot guarantee batch-to-batch consistency.

Note:

When backlighting, consult a lighting engineer to achieve even illumination by minimizing shadowing caused by other ceiling components.

Notes

- Take II not offered with Curvatura 3D due to material thickness.
- Rain (Acrylic) is class C
- Custom color available by overlapping up to 3 films.

Notice

The information in this document is subject to change without notice. CGC Inc. or USG Corp. assumes no responsibility for any errors that may inadvertently appear in this document.

IC406/rev. 10-23
© 2023 USG Corporation and/or its affiliates. All rights reserved. Printed in U.S.A.

Manufactured by
USG Interiors, LLC
550 West Adams Street
Chicago, IL 60661

The trademarks USG, CGC, CENTRICITEE, CURVATURA, DONN, DX, DXI, DXF, DXT, FINELINE, GRIDWARE, IDENTITEE, TRANSLUCENTS, IT'S YOUR WORLD. BUILD IT., the USG/CGC logo, the design elements and colors, and related marks are trademarks of USG

Safety First! Follow good safety/industrial hygiene practices during installation. Wear appropriate personal protective equipment. Read SDS and literature before specification and installation.



USG BILLO™ 3-DIMENSIONAL PANELS



USG Billo™ 3-Dimensional Panels,
White Opaque/USG Donn® Brand
Centricitee™ DXT™ Acoustical
Suspension System, Flat White

FEATURES AND BENEFITS

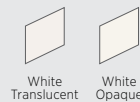
- Three-dimensional curved panels punctuate flat ceiling planes with rhythm and depth.
- 2'x2' preformed polycarbonate panels create myriad patterns with just one simple panel shape.
- Lightweight lay-in panels install into 9/16" narrow-profile USG Donn® Brand suspension systems, allowing full ceiling accessibility.
- Luminous panels may be backlit with fluorescent strip fixtures or integrated with standard lay-in fixtures.

APPLICATIONS

- Interior Applications
- Wall to Wall Ceilings
- New Construction or Renovation
- Patterned aesthetics

TO ORDER SAMPLES, GO TO USG.COM OR CGCINC.COM

WHITES



White Translucent White Opaque

COLOR GALLERY



Agave Blush Calypso Cornflower Glacier Graphite Gunmetal Honeydew
Lago Lemon Mimosa Mulberry Nutmeg Olive Olivewood Orchid
Pacific Periwinkle Pomegranate Sahara Santorini Seaglass
Spice Sunflower Sunset

Weave Pattern

Wave Pattern

USG BILLO™ 3-DIMENSIONAL PANELS

ORDER SAMPLES/LITERATURE
 USG: usg.com or samplitt@usg.com
 CGC: contact Sales Representative

TECHNICAL SERVICES
 800.USG.4YOU (874-4968)

FOR MOST UP-TO-DATE
 TECHNICAL INFORMATION
 AND LEED REPORT TOOL
 usgdesignstudio.com
 cgcdesignstudio.com

PRODUCT INFORMATION

Materials	Sizes and Weight	Module Size
Panels: Preformed polycarbonate. Suspension System: All 2'x2' USG Donn® Brand 9/16" Centricitee™ DXT™, Identitee® DXI™, and Fineline® DXF™/DXFF™ profiles.	Panels: 2'x2' Weight: 0.25 lb./sq. ft.	Full 2'x2' modules only

FINISHES

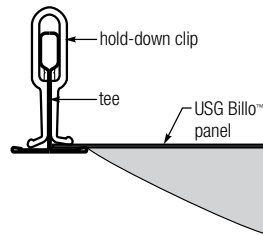
Panel Color	Panel Light Transmission	Suspension System Coordinating Colors
White Translucent	26%	Flat White
White Opaque	8%	Flat White
Color Gallery Colors	Varies per Color	Flat White or per Specification

EDGE DETAILS

USG Billo™ Panels with 9/16" USG Donn® Brand Centricitee™ DXT™ Suspension	USG Billo™ Panels with 9/16" USG Donn® Brand Fineline® DXF™ Suspension	USG Billo™ Panels with 9/16" USG Donn® Brand Fineline® 1/8 DXFF™ Suspension	USG Billo™ Panels with 9/16" USG Identitee® DXI™ Suspension

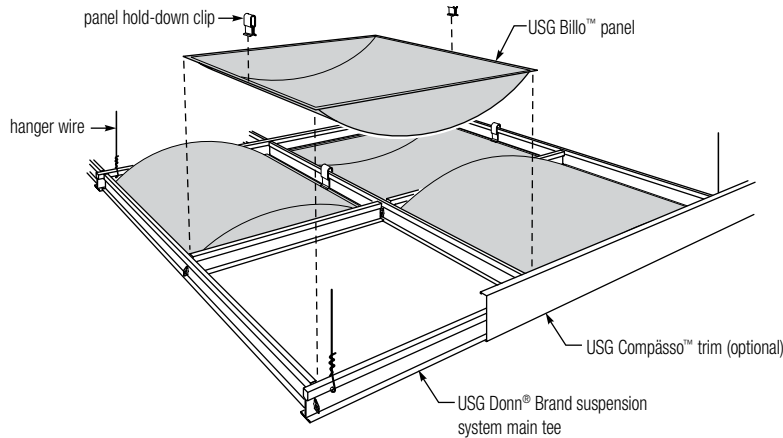
PANEL HOLD-DOWN CLIP

Supplied with 9/16" down panels



ASSEMBLY

View from above



PHYSICAL DATA

Product literature

System brochure: IC472
 Data sheet: IC473
 Warranty: SC2102
 Installation: IC456
 Care and Maintenance: IC456

Online tools

usgdesignstudio.com or cgcdesignstudio.com

Fire rating

USG Billo™ panels meet the Class A acceptance criteria of 2021 IBC Section 803.1.1.1 for interior finishes as tested in accordance with NFPA 286.

USG Billo™ panels meet the Class B requirements for flame spread and smoke developed as tested in accordance with CAN/ULC S102 surface-burning characteristics.

Note

For Canadian product needs, please contact your local sales representative.

Ceiling layout design must be full ceiling panel module.

Notice

The information in this document is subject to change without notice. CGC Inc. or USG Corp. assumes no responsibility for any errors that may inadvertently appear in this document.

IC473/rev. 6-22

© 2022 USG Corporation and/or its affiliates. All rights reserved. Printed in U.S.A.

Manufactured by USG Interiors, LLC
 550 West Adams Street
 Chicago, IL 60661

The trademarks USG, CGC, BILLO, CENTRICITEE, COMPASSO, DONN, DXF, DXFF, DXI, DXT, FINELINE, IDENTITEE, IT'S YOUR WORLD, BUILD IT, the USG/CGC Logo, the design elements and colors, and related marks are trademarks of USG Corporation or its affiliates.

Safety First! Follow good safety/industrial hygiene practices during installation. Wear appropriate personal protective equipment. Read SDS and literature before specification and installation.



LINEAR

USG Paraline® Plus Linear Metal System
Finish: Red Oak Wood Tones
Retreat@Alameda
Architect: TriARC Architecture & Design
Photo: ©Larry Kantor Photography

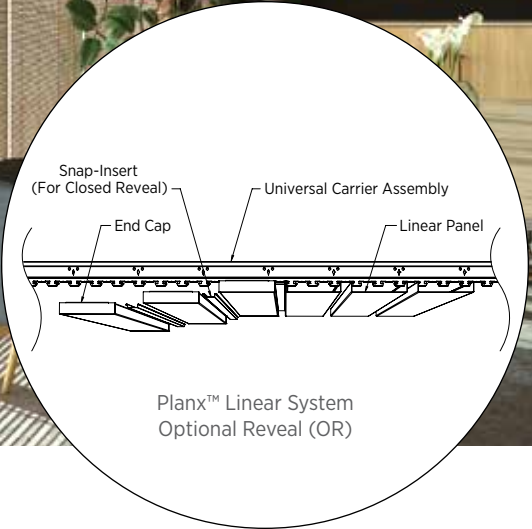


USG Ceilings Plus[®] PLANX[™] UNIVERSAL

LINEAR METAL PANEL SYSTEM

Rendering
©USG Corporation 2023.
All rights reserved.

To order samples, contact your local sales representative



FEATURES AND BENEFITS

- Universal Carrier provides effortless transitions between linear panel types and sizes.
- Flexible mounting arrangements for ceiling or wall applications.
- All panels come standard in 12' lengths.
- Acoustical performance utilizing perforations and sound absorbing materials.
- Third party integration of diffusers, lights, speakers, sprinklers, wifi, etc. (independently suspended).
- Available in custom finishes, sizes, perforations, and layouts.
- Class A per ASTM E84 & CAN/ULC S102², Zero Flame Spread, non-combustible aluminum core Fire Classification.

APPLICATIONS


- Interior and Exterior Applications
- Pods, Islands, and Clouds
- Wall to Wall Ceilings
- Wall Applications
- Sloped Ceilings
- New Construction
- Downward Accessible
- Concealed Grid

FINISHES

PAINTED - On Metal




ANODIZED METALS



SARANTE[®] - Standard Finishes



SARANTE[®] - Premium Finishes



TIMBRE[™] - Printed Wood Grain







PERFORATIONS




ACOUSTICS



PERFORMANCE OPTIONS

Application	Grid Options	Finish	Accessibility	Acoustics	NRC	Perforation	Fire Rating	Recycled Content	Maintenance
Interior, Exterior	 Carrier Assembly Utilizing Standard Tee Grid	Painted, Anodized, Sarante®, Timbre™	Optional Reveal, No Reveal & Deep Box systems are fully accessible. Integral Reveal Interlocking progressive install.	Acoustibond, Ultrasorb, Fiberglass in Polybag	 NRC Up to 0.95 (Requires Ultrasorb and perforations)	Standard, Custom	 Class A, ASTM E84, CAN/ULC S102 ²	 HRC Up to 90% finish dependent (hardware excluded)	See architectural specification IC356072

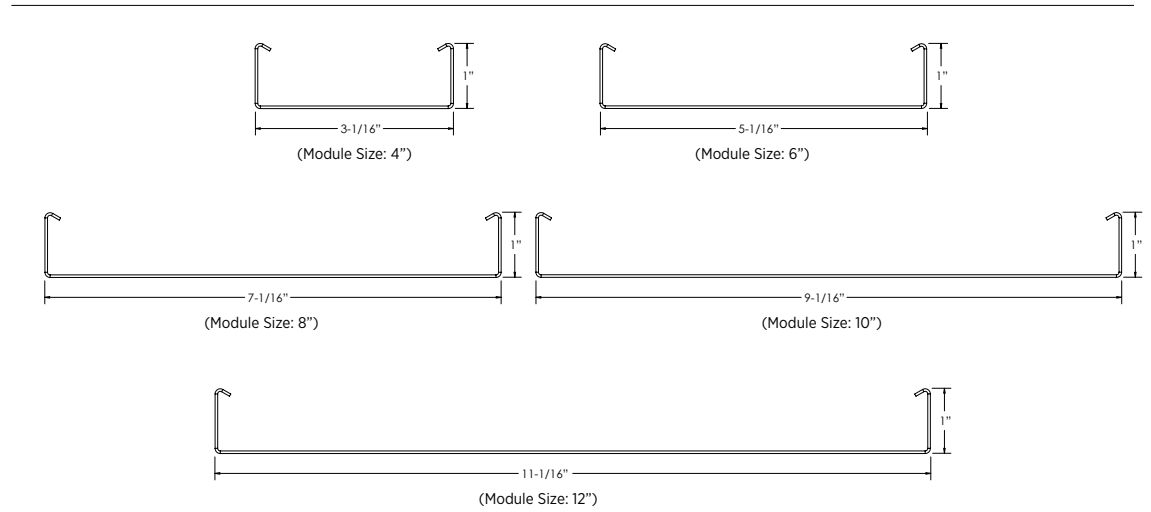
 **Low Emissions (VOC)**
 CDPH 01350 v1.2-2017 compliance on select finishes, see usg.com for more details and documentation.

SYSTEM DETAILS

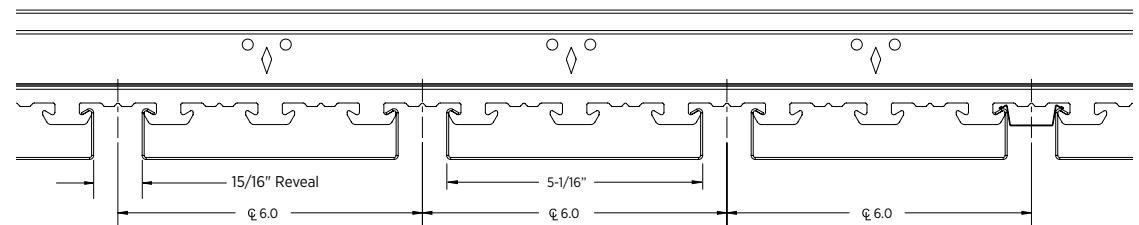
OPTIONAL REVEAL PANELS



PRE-ENGINEERED SIZES



All panels come standard in 12' lengths.

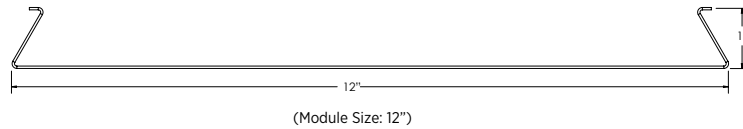
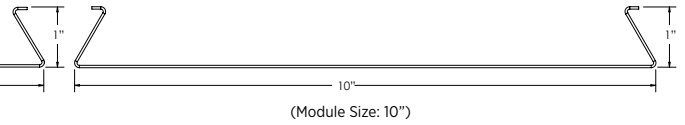
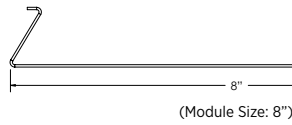
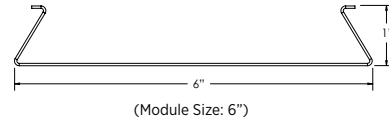
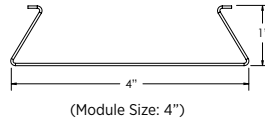


SYSTEM DETAILS

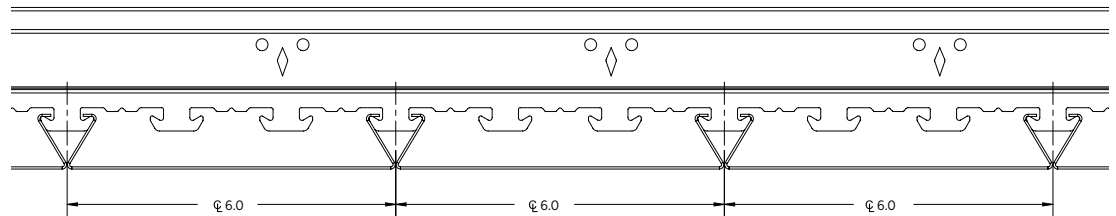
NO REVEAL PANELS



PRE-ENGINEERED SIZES



All panels come standard in 12' lengths.

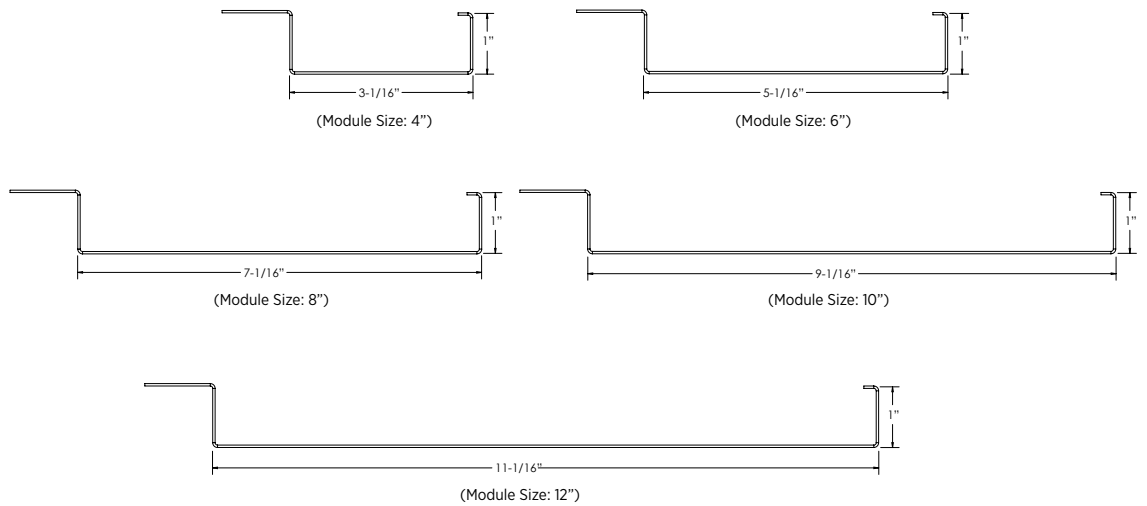


SYSTEM DETAILS

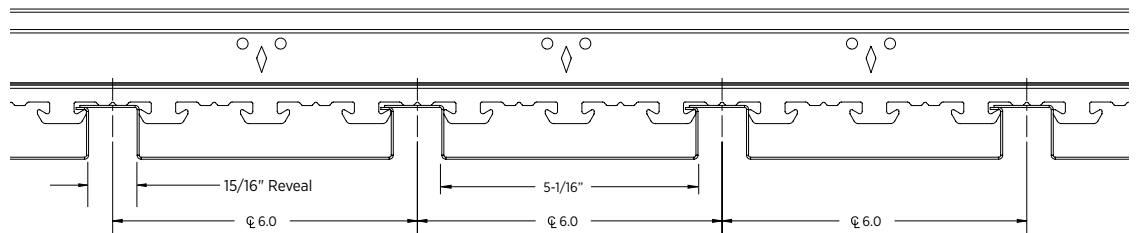
INTEGRAL REVEAL PANELS



PRE-ENGINEERED SIZES



All panels come standard in 12' lengths.

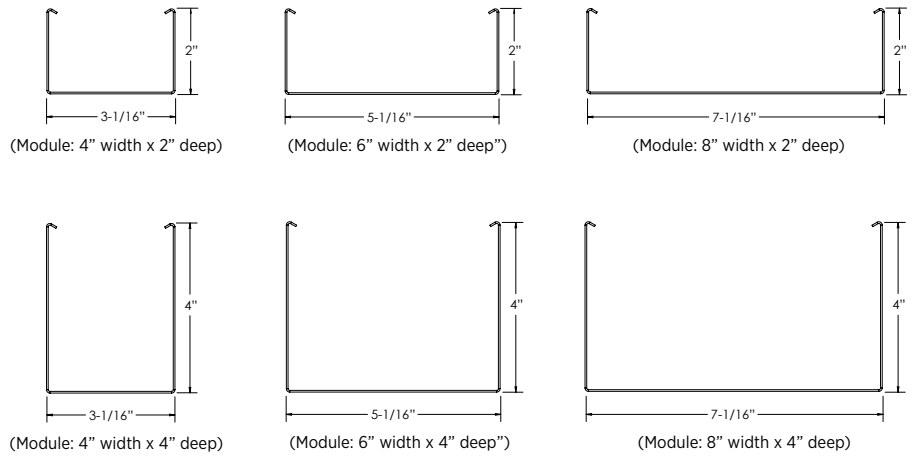


SYSTEM DETAILS

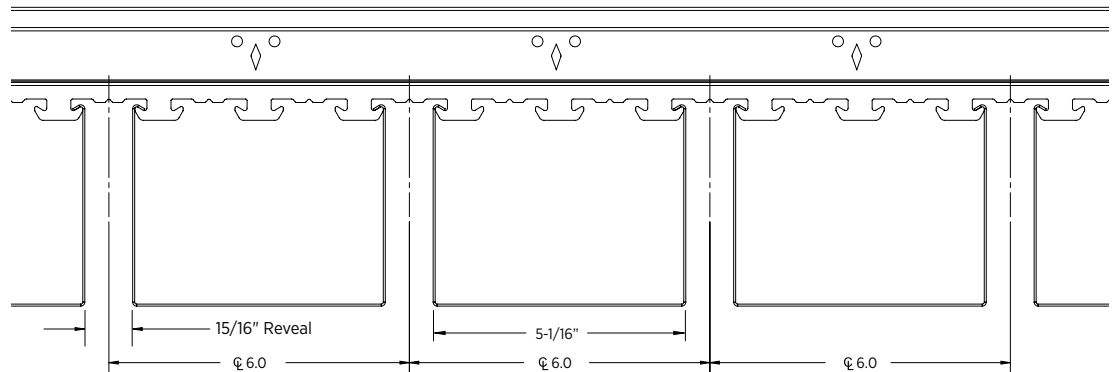
DEEP BOX PANELS



PRE-ENGINEERED SIZES



All panels come standard in 12' lengths.



Custom
USG Ceilings Plus® PLANX™ UNIVERSAL
 LINEAR METAL PANEL SYSTEM

ORDER SAMPLES/LITERATURE
 Contact your local sales rep.
TECHNICAL SERVICES
 Contact your local sales rep.

**FOR MOST UP-TO-DATE
 TECHNICAL INFORMATION
 AND LEED REPORT TOOL**
 Contact your local sales rep.

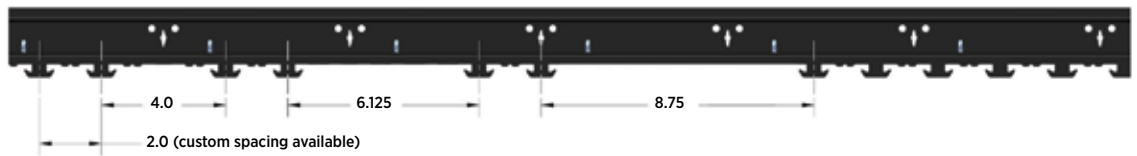
CUSTOM OPTIONS



PANEL SIZE GUIDELINES: MIN/MAX

- Length: 2' up to 12'
- Width: 4" up to 12"
- Depth: 2" up to 4"

CUSTOM SPACING



CUSTOM LAYOUTS



USG Ceilings Plus® PLANX™ UNIVERSAL

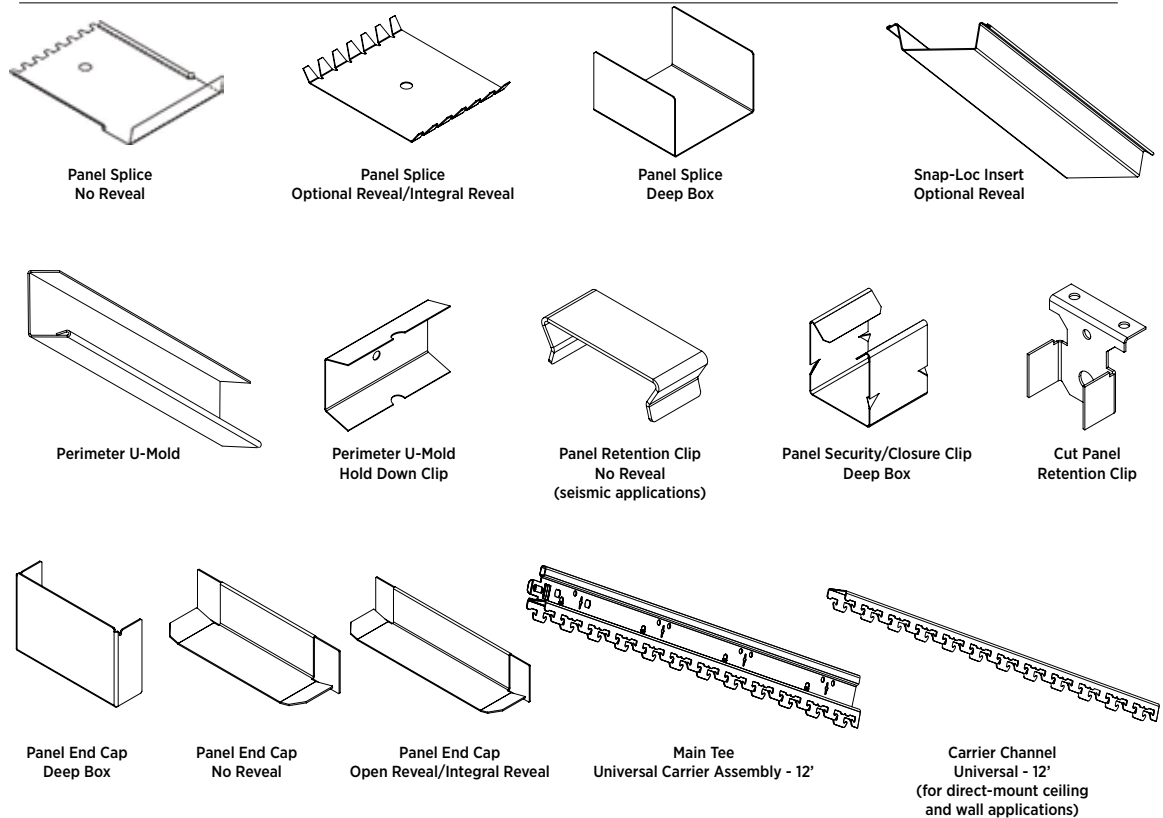
LINEAR METAL PANEL SYSTEM

ORDER SAMPLES/LITERATURE
Contact your local sales rep.

TECHNICAL SERVICES
Contact your local sales rep.

FOR MOST UP-TO-DATE TECHNICAL INFORMATION AND LEED REPORT TOOL
Contact your local sales rep.

COMPONENTS & ACCESSORIES



COMPATIBILITY

SYSTEM TYPE	Cut Panel Retention Clip	Panel Retention Clip No Reveal	Panel Security Closure Clip Deep Box	Panel Splice Optional Reveal/Integral Reveal	Panel Splice No Reveal	Panel Splice Deep Box	Main Tee Universal Carrier	Perimeter U-Mold
OPTIONAL REVEAL	■			■			■	■
NO REVEAL	■	■			■		■	■
INTEGRAL REVEAL	■			■			■	■
DEEP BOX	■		■			■	■	

PHYSICAL DATA

Product Literature

Please contact your local sales representative for the following documents:

Architectural Specification: IC356072
Installation Manual: IC349054
Handling Guide: IC518
Warranty: SC2102

ASTM E84 and CAN/ULC S102 surface-burning characteristics (with Acoustibond™ backer)

Class A
Flame spread: 25 or less
Smoke developed: 50 or less

Suspension System

Planx(TM) Universal suspension system is ICC approved in accordance with International Building Code standards for seismic categories A, B, C, D, E, F. Calculations to support grid and "heavy duty" rating is available upon request.

Seismic Compliance

USG Ceiling Plus designs, engineers and manufactures ceiling systems using heavy duty rated tee bar suspension components as outlined in ASTM C635 for all of its ceiling systems (as applicable). Full letter is available upon request.

Structural Test Reports

USG Ceilings Plus has developed Planx™ Universal ceiling systems to meet ASTM 635, ASTM 636 and typical local building code requirements. Test reports for suspension system performance may be available upon written request.

Integration

Planx™ Universal can accommodate a full range of Third-Party systems for any design intent. Air diffusers, lighting, speakers, sprinklers and other ceiling attached accessories can be independently attached to deck within our ceilings. CAD details are available online at www.usg.com.

Modification

Panels are easily modified in the field with standard tools. See our full list of CAD details available online at www.usg.com.

Acoustics

System NRC varies with Planx profile, perforation pattern, reveal type, and acoustic backer(s). High NRC can be achieved with perforated panels and sound absorbing materials, including Acoustibond, Ultrasorb, and fiberglass polybags.

Footnotes:

1. Select Sarante® finishes available for Interior and Exterior.
2. CAN/ULC S102, smooth panels (no perforations) or perforated with Acoustibond backer.

Notice

The information in this document is subject to change without notice. CGC Inc. or USG Corp. assumes no responsibility for any errors that may inadvertently appear in this document.

IC349048/rev. 11-23

© 2023 USG Corporation and/or its affiliates. All rights reserved. Printed in USA

Manufactured by USG Interiors, LLC
550 West Adams Street
Chicago, IL 60661

The trademarks USG, CEILINGS PLUS, CGC, ACOUSTIBOND, BLANCO MAT, PLANX, SARANTE, TIMBRE, THE USG/ CGC LOGO, USG CEILINGS PLUS, the design elements and colors, and related marks are trademarks of USG Corporation or its affiliates.


Safety First! Follow good safety/industrial hygiene practices during installation. Wear appropriate personal protective equipment. Read SDS and literature before specification and installation.





USG Ceilings Plus® Planx™ Linear Metal Ceilings System 2023
Finish: Custom Sarante®
Nashville International Airport BNA
Architect: Fentress
Photo: ©Fungi Media

USG TRUE® WOOD LINEAR PLANKS



USG True® Wood Linear,
Custom 7-1/4" in White Oak

Medical Mutual Offices, Brooklyn, OH
Architect: Bialosky Architects
Photo: ©Christian Phillips Photography

TO ORDER SAMPLES, GO TO USG.COM OR CGCINC.COM

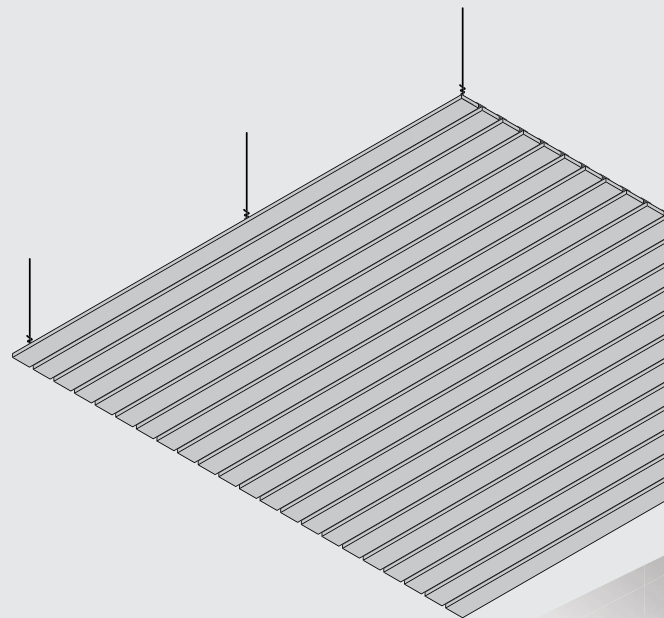


FEATURES AND BENEFITS

- The elegance, warmth and majesty of true wood.
- Natural wood veneers.
- Linear plank sizes: 4 1/2" x 8' (3 3/4" actual dim.), 6" x 8' (5 1/4" actual dim.)
- Acoustical with 3/4" reveal between panels
- FSC® certified.
- Class A fire rating.

APPLICATIONS

- Interior Applications
- Pods, Islands, and Clouds
- Wall to Wall Ceilings
- Wall Applications
- Sloped Ceilings
- Curved Ceilings
- New Construction or Renovation
- Concealed Grid



USG TRUE® WOOD LINEAR PLANKS

ORDER SAMPLES/LITERATURE
 USG: usg.com or samplitt@usg.com
 CGC: contact Sales Representative

TECHNICAL SERVICES
 800.USG.4YOU (874-4968)

FOR MOST UP-TO-DATE TECHNICAL INFORMATION AND LEED REPORT TOOL
 usgdesignstudio.com
 cgcdesignstudio.com



USG TRUE® WOOD LINEAR PLANKS

Linear Plank Size	Fire Rating	Grid Options	NRC	CAC
4-1/2" Module, 3-3/4" x 8' Plank with 3/4" black felt reveal	Class A	DWSS	0.40	—
6" Module, 5-1/4" x 8' Plank with 3/4" black felt reveal	Class A	DWSS	0.35	—

Linear Planks are screw-attached to heavy duty DWSS drywall grid. They have a black fabric backing that overlaps panel-to-panel to create a clean black look in the reveal.

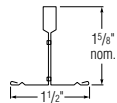
TRIM OPTIONS

4" Nominal (3-3/4"x8')

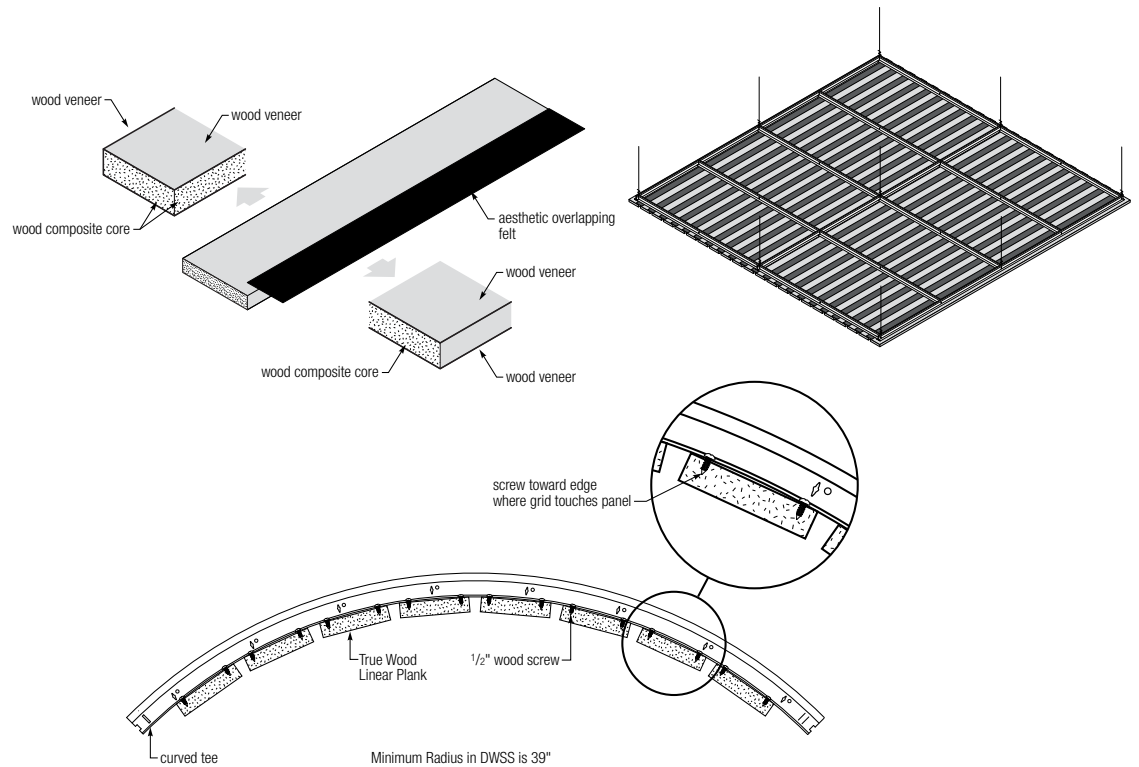
6" Nominal (5-1/4"x8')

GRID PROFILE OPTIONS

USG DRYWALL SUSPENSION SYSTEM



ASSEMBLY



PHYSICAL DATA

High Recycled Content

USG classifies High Recycled Content as greater than 50%. Total recycled content is based on product composition of postconsumer and preconsumer (postindustrial) recycled content per FTC guidelines.

Product literature

Data sheet: IC5409
 Finishes sheet: IC5409
 Installation Guide: IC561
 Warranty: SC2102
 Handling Guide: IC5449

Online tools

usgdesignstudio.com or cgcdesignstudio.com

ASTM E84 and CAN/ULC S102 surface-burning characteristics

Class A
 Flame spread: 25 or less
 Smoke developed: 50 or less

ASTM E1264 classification

Composite—Class A Fire Performance ASHRAE Standard 62.1, 2013

Weight

3 lb./sq. ft.

Material

No added urea-formaldehyde core, with face cut veneers.

Notes

- Color Disclaimer: Printed and/or online color swatches are only reproductions of actual standards and will vary in appearance due to differences in monitor and printer output.
- Wood Disclaimer: Wood is a natural grain product with variations in grain, texture and color often ranging from light to dark, thereby affecting the surface look. Product finishes are spray-applied stain or sealer coats.
- These representations should not be used to finalize color selection(s).
- Building environmental conditions should be maintained in accordance with ASHRAE Standard 62.1, 2013.
- Refer to *CISCA Wood Ceilings Technical Guidelines* for best practices on installing wood ceilings.

Notice

The information in this document is subject to change without notice. CGC Inc. or USG Corp. assumes no responsibility for any errors that may inadvertently appear in this document.

IC5409/rev. 6-22

© 2022 USG Corporation and/or its affiliates. All rights reserved. Printed in U.S.A.

Manufactured by
 USG Interiors, LLC
 550 West Adams Street
 Chicago, IL 60661

The trademarks USG, CGC, TRUE, IT'S YOUR WORLD, BUILD IT., the USG/CGC logo, the design elements and colors, and related marks are trademarks of USG Corporation or its affiliates.

Safety First! Follow good safety/industrial hygiene practices during installation. Wear appropriate personal protective equipment. Read SDS and literature before specification and installation.



CURVED

USG Curvatura™ 3-Dimensional Suspension System,
USG Ensemble® Acoustical Drywall Ceiling
Berrien Springs Arts and Athletic Center
Architect: CARMI Design Group
Photo: ©John Tirota

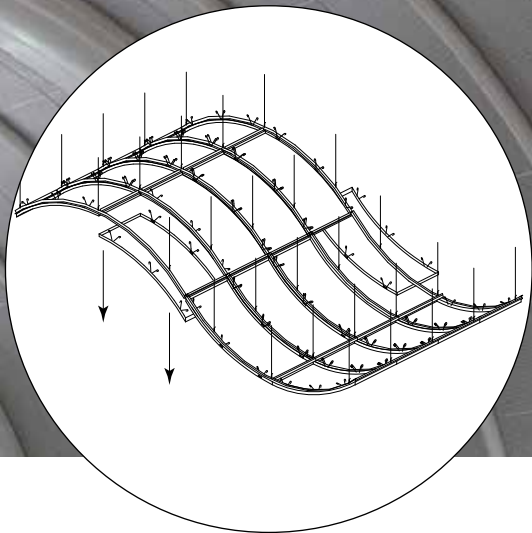


USG Ceilings Plus® RADIANS®

CURVED METAL CEILING SYSTEM

Architect: Gensler
Photo: © Vladimir Paperny

To order samples, contact your local sales representative




FEATURES AND BENEFITS

- Fully accessible system that allows access at every panel location.
- Third party integration of diffusers, lights, speakers, sprinklers, wifi, etc independently suspended).
- Acoustical performance utilizing perforations and sound absorbing materials including Acoustibond and Ultrasorb.
- Standard and customizable perforations are available to create visual patterns.
- Design flexibility with panel sizes and layout options.
- Varied mounting arrangements are available to respond to any installation requirements or conditions.
- Class A per ASTM E84, Zero Flame Spread, non-combustible aluminum core Fire Classification.

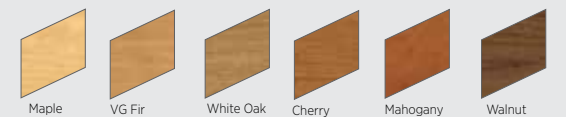
APPLICATIONS

- Interior and Exterior Applications
- Pods, Islands, and Clouds
- Wall to Wall Ceilings
- Wall Applications
- Sloped Ceilings
- Curved Ceilings
- New Construction
- Downward Accessible


SARANTE® - PVC FREE LAMINATE - ON METAL




ARBOREAL® - REAL WOOD VENEER - INTERIOR ONLY - ON METAL



ANODIZED - ON METAL



PAINTED - ON METAL



USG Ceilings Plus® RADIANS®

CURVED METAL PANEL SYSTEM

ORDER SAMPLES/LITERATURE
Contact your local sales rep.

TECHNICAL SERVICES
Contact your local sales rep.

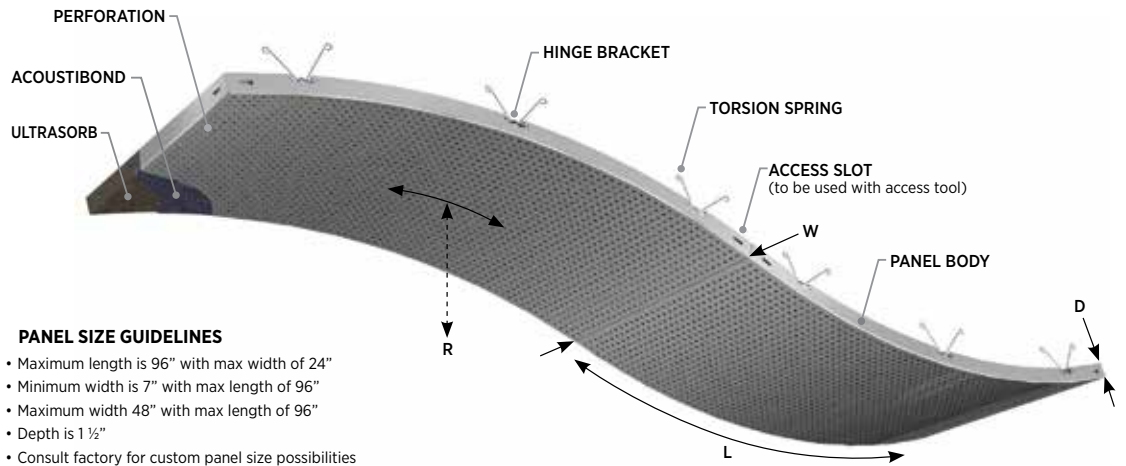
FOR MOST UP-TO-DATE TECHNICAL INFORMATION AND LEED REPORT TOOL
Contact your local sales rep.

Declare. Declare® Labels on select finishes, see usg.com for more details and documentation.

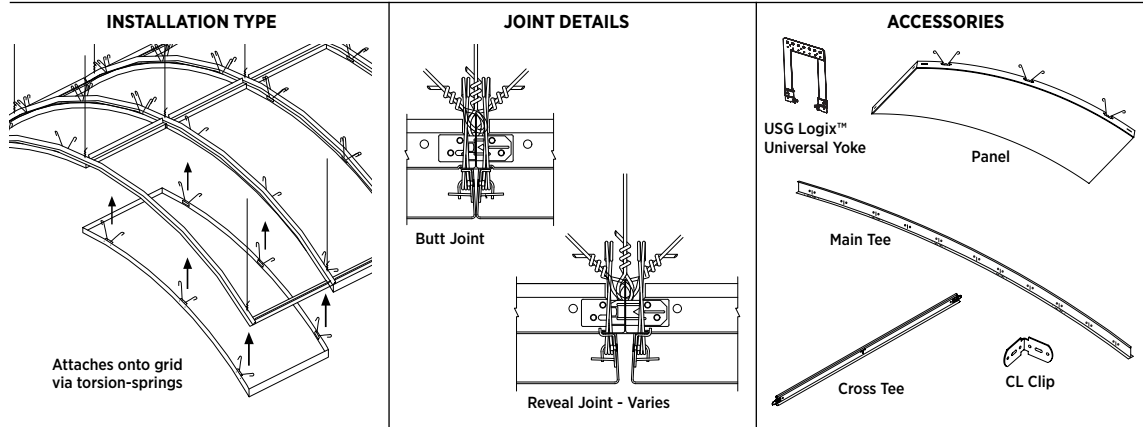
Application	Grid Options	Finish	Accessibility	Item No.	Acoustics	NRC	Perforation	Fire Rating	Recycled Content	Maintenance
Interior, Exterior	Torsion Spring Tee Grid	Arboreal, Sarante**, Anodized, Painted	Full Downward	---	Acoustibond, Ultrasorb	Up to 0.95 (Requires perforations and acoustic backfill)	Standard, Custom	Class A, ASTM E84 CAN/ULC S102	Up to 90%, finish dependent	See architectural specification

PERFORMANCE OPTIONS

DESIGN PARAMETERS



DETAIL & ACCESSORIES



Low Emissions (VOC)
CDPH 01350 v1.2-2017 compliance on select finishes, see usg.com for more details and documentation.

PHYSICAL DATA

Product Literature
Please contact your local sales representative for the following documents:

Architectural Specification
Installation Manual
Cleaning Instructions: IC518
Warranty: SC2102

Fire Classification
ASTM E84 and CAN/ULC S102 Surface burning characteristics
Class A
Flame Spread: 25 or less
Smoke development: 50 or less

Suspension System
Supporting main tees are classified as Heavy Duty as classified per ASTM C635 when tested in accordance with ASTM E3090 and AC368.

Seismic Compliance
Suspension System is included in ICC ES ESR 1222 for use in Seismic Design Categories A through F when installed according to ASTM C636 and ASTM E580. Alternate installation methods may be used when designed by a registered engineer and approved by the authority having jurisdiction. Test reports for suspension system performance may be available upon request.

Integration
Radians can accommodate a full range of Third-Party systems for any design intent. Air diffusers, speakers, sprinklers and other ceiling attached accessories can be independently attached to deck within our ceilings. CAD details are available online at www.ceilingplus.com.

Modification
Panels are easily modified in the field with standard tools. See our full list of CAD details.

Acoustics
Utilizing perforations and sound absorbing materials, we can meet your NRC requirement with Acoustibond and/or Ultrasorb. Fiberglass batts and duct liner are available upon request.

Footnotes
* Available in exterior
** Available in 48" wide
*** Available in both exterior and 48" wide

Notice
The information in this document is subject to change without notice. CGC Inc. or USG Corp. assumes no responsibility for any errors that may inadvertently appear in this document.

IC5410/rev. 10-23
© 2023 USG Corporation and/or its affiliates. All rights reserved. Printed in U.S.A.

Manufactured by USG Interiors, LLC
550 West Adams Street
Chicago, IL 60661

The trademarks USG, CEILINGS PLUS, CGC, ARBOREAL, BLANCO MAT, LOGIX, RADIANS, SARANTE, the USG/CGC logo, the Ceilings Plus logo, the design elements and colors, and related marks are trademarks of USG Corporation or its affiliates.

Safety First! Follow good safety/industrial hygiene practices during installation. Wear appropriate personal protective equipment. Read SDS and literature before specification and installation.




USG CURVATURA™ 3-DIMENSIONAL CEILING SYSTEM



USG Curvatura™ 3-Dimensional System
 Berrien Springs Arts and Athletic Center
 Architect: CARMi Design Group
 Photo: ©John Trotta

TO ORDER SAMPLES, GO TO USG.COM OR CGCINC.COM

PAINTED METALS




TIMBRE™



WOOD TONES* - TEXTURED



DIAMONDFLEX™1,3



CUSTOM COLORS AVAILABLE



*Grid and trim available in painted coordinating colors.

FEATURES AND BENEFITS

- Create dramatic three-dimensional curved designs that combine shape, texture and lighting.
- Curved main tee segments and flexible panels provide endless combinations.
- Available in two configurations: One-Directional USG Curvatura™ with 2'x6' infill panels and Two-Directional USG Curvatura™ with 2'x2' panels.
- Secure 15/16" grid profile for stability.
- Coordinating colors for trim and suspension Wood Tone panels.
- Custom colors available.

APPLICATIONS

- Interior Applications
- Pods, Islands, and Clouds
- Curved Ceilings
- New Construction or Renovation

One-Directional USG Curvatura™



USG CURVATURA™ 3-DIMENSIONAL CEILING SYSTEM

ORDER SAMPLES/LITERATURE
 USG: usg.com or samplitt@usg.com
 CGC: contact Sales Representative
 TECHNICAL SERVICES
 800 USG.4YOU (874-4968)

FOR MOST UP-TO-DATE
 TECHNICAL INFORMATION
 AND LEED REPORT TOOL
 usgdesignstudio.com
 cgcdesignstudio.com

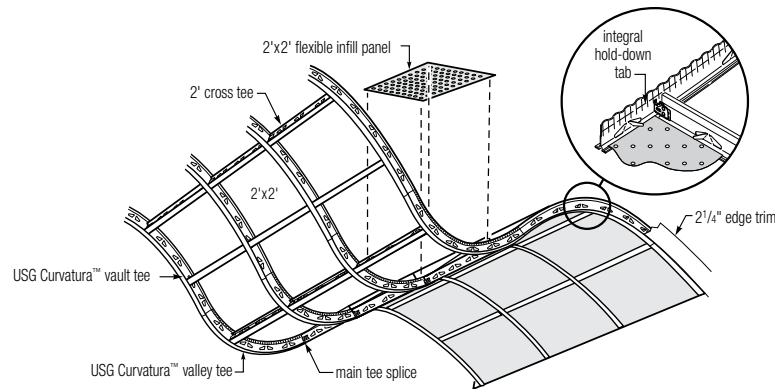
PRODUCT INFORMATION

PERSPECTIVE

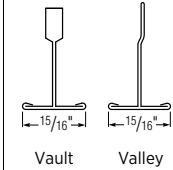
Two-Directional System

Materials	Finishes
Panel: Available smooth or perforated Painted Metals and DiamondFlex™. 2'x2' USG Transluents™ panels are also available.	Available with perforation and/or embossing

2'x2' Panels	Available Grid Profile
---------------------	-------------------------------



Standard

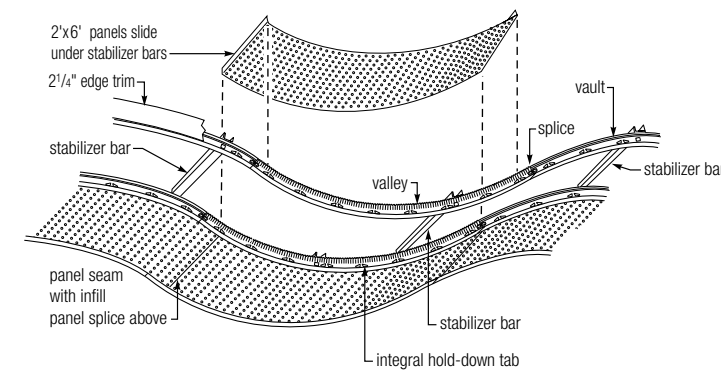


Vault

Valley

One-Directional System²

2'x6' Panels



CURVED COMPONENTS

(Available as vaults and valleys)

10' Arc Length	8' Arc Length	6' Arc Length	4' Arc Length
R = 229"	R = 183"	R = 138"	R = 92"
R = 153"	R = 122"	R = 92"	R = 61"
R = 115"	R = 92"	R = 69"	R = 46"
R = 77"	R = 61"	R = 46"	R = 31"

Low Emissions (VOC)
 CDPH 01350 v1.2-2017 compliance on select finishes, see usg.com for more details and documentation.

PHYSICAL DATA

<p>Product literature System brochure: IC399 Data sheet: IC310 Design selector: IC36109 Perforation selector: IC425 Warranty: SC2102 Stabilizer Bars: IC592 Installation Guides: IC402, IC461, IC483 Seismic Technical Guide: SC2494 Cleaning Instructions: IC518</p> <p>Online tools usgdesignstudio.com or cgcdesignstudio.com</p>	<p>ASTM E84 and CAN ULC S102 surface-burning characteristics (with Acoustibond™ backer) Class A Flame spread: 25 or less Smoke developed: 50 or less</p> <p>Notes</p> <ol style="list-style-type: none"> DiamondFlex™ and Wood Tone panels available for Two-Directional USG Curvatura™. One-Directional USG Curvatura™ Systems shall not be used in seismic design categories C, D, E and F. DiamondFlex™ panels approximate percentage open area: Louvered 22%, and Sheer 52%. 	<p>Limitation Some commercially acceptable color variation may occur between lots and between different size products of the same color. For more information about metal ceiling finishes, refer to <i>Metal Ceilings Technical Guidelines</i> published by the Ceilings & Interior Systems Construction Association.</p> <p>Recycled content USG Curvatura™ aluminum panels: up to 65% recycled content.</p>
--	--	--

Notice
 The information in this document is subject to change without notice. CGC Inc. or USG Corp. assumes no responsibility for any errors that may inadvertently appear in this document.

IC310/rev. 10-23
 © 2023 USG Corporation and/or its affiliates. All rights reserved. Printed in U.S.A.

Manufactured by USG Interiors, LLC
 550 West Adams Street
 Chicago, IL 60661

The trademarks USG, CGC, ACOUSTIBOND, CURVATURA, DIAMONDFLEX, TIMBRE, TRANSLUCENTS, IT'S YOUR WORLD, BUILD IT, the USG/CGC logo, the design elements and colors, and related marks are trademarks of USG Corporation or its affiliates.

Safety First! Follow good safety/industrial hygiene practices during installation. Wear appropriate personal protective equipment. Read SDS and literature before specification and installation.



OPEN CELL

USG GridWare™ + Compasso™ Standard Trim
Finish: Flat White
HCA Healthcare Building, Nashville Tennessee
Architect: IDS Interior Design Services, Inc.




USG Ceilings Plus® EXPANSE™

EXPANDED METAL SOLUTIONS


Architect: SOM
 Photo: Dave Burk © SOM
 Shown in EX-9 Painted White

To order samples, contact your local sales representative


STANDARD PATTERNS




RAISED
 EX-1 • 45% Open
 LWD: 0.600"




RAISED
 EX-2 • 55% Open
 LWD: 1.06"




RAISED
 EX-3 • 48% Open
 LWD: 0.100"




RAISED
 EX-4 • 62% Open
 LWD: 1.00"




RAISED
 EX-5 • 70% Open
 LWD: 1.25"




RAISED
 EX-6 • 72% Open
 LWD: 1.625"



RAISED
 EX-7 • 76% Open
 LWD: 2.00"



FLATTENED
 EX-8 • 63% Open
 LWD: 2.00"



RAISED
 EX-9 • 12% Open
 LWD: 1.25"

STANDARD FINISHES



Steel Blue



Bronze



Copper




White



Black



Silver Satin




FEATURES AND BENEFITS

- Fully accessible system that allows access at every panel location.
- Sprinkler systems may be located above the ceiling with one of our 70% open patterns. (consult local codes)
- Third party integration of diffusers, lights, speakers, sprinklers, wifi, etc (independently suspended).
- Acoustical performance utilizing lay-in acoustical materials.
- Varied mounting arrangements are available to respond to any installation requirements or conditions.

APPLICATIONS

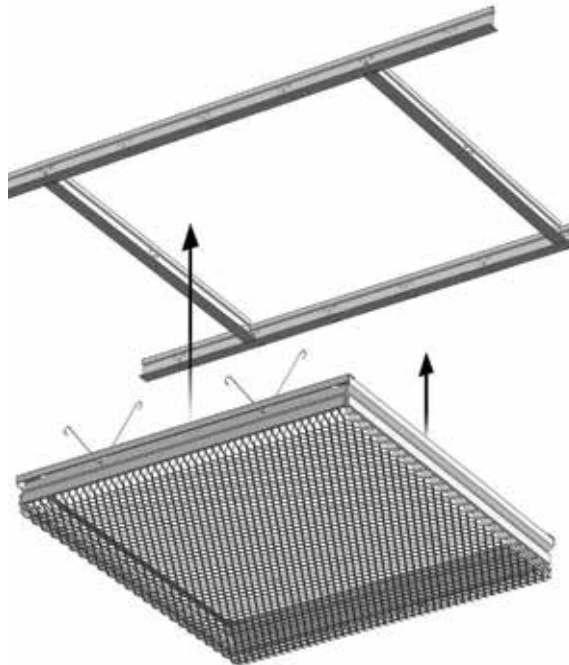
- Interior and Exterior Application
- Pods, Islands, and Clouds
- Wall to Wall Ceilings
- Wall Applications
- Sloped Ceilings
- New Construction or Renovation
- Downward Accessible (Torsion Spring System)

PERFORMANCE

Application	Grid Options	Accessibility	Patterns	Finish	Panel Size	Material	Maintenance
					Width - 48" Length - 96"		
Interior, Exterior	Torsion Spring Tee Grid, Lay-In	Downward and Lay-In	9 Standards, Custom available	Post Painted	(consult sales rep/ factory with your pattern for size recommendations.	Aluminum (standard), steel, stainless steel	See architectural specification

SYSTEMS

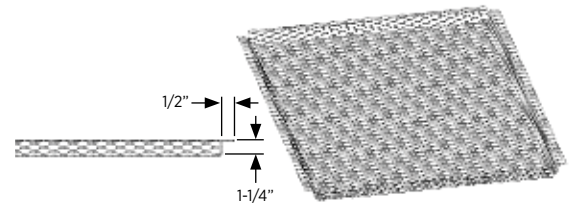
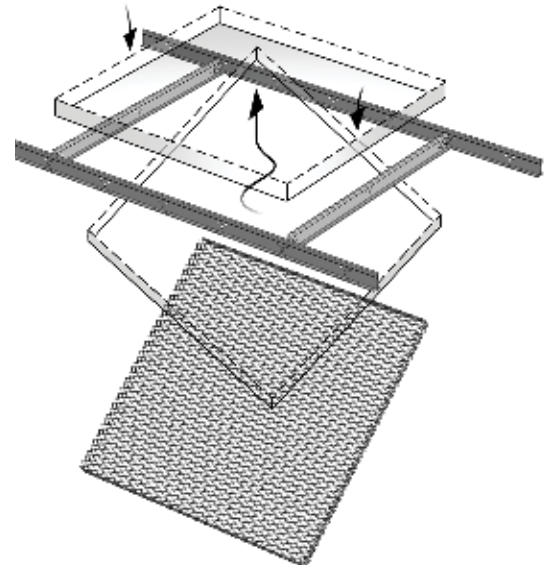
TORSION SPRING SYSTEM



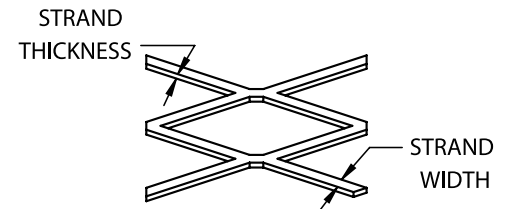
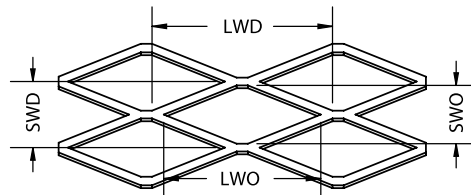
PANEL SIZE GUIDELINES

- Maximum length is 120" with max width of 24"
- Minimum width is 6" with max length of 96"
- Maximum width is 42" with max length of 48" (48" width available in select patterns. Consult factory for details)
- Consult factory for custom panel size possibilities

LAY-IN SYSTEM



TERMINOLOGY



PHYSICAL DATA

Product Literature

Please contact your local sales representative for Architectural Specification and warranty.

Architectural Specification
Cleaning Instructions: IC518
Warranty: SC2102

Suspension System

Supporting main tees are classified as Heavy Duty as classified per ASTM C635 when tested in accordance with ASTM E3090 and AC308.

Seismic Compliance

Suspension System is included in ICC ES ESR 1222 for use in Seismic Design Categories A through F when installed according to ASTM C636 and ASTM E580. Alternate installation methods may be used when designed by a registered engineer and approved by the authority having jurisdiction. Test reports for suspension system performance may be available upon request.

Integration

Expanse can accommodate a full range of Third-Party systems for any design intent. Air diffusers, speakers, sprinklers and other ceiling attached accessories can be independently attached to deck within our ceilings. CAD details are available online at www.ceilingplus.com.

Modification:

Panels are easily modified in the field with standard tools. See our full list of CAD details.

Sound Absorption


Ultrasorb and ColorTex™ panels may be used behind to add acoustic absorbing.

Notice

The information in this document is subject to change without notice. CGC Inc. or USG Corp. assumes no responsibility for any errors that may inadvertently appear in this document.


USG Ceilings Plus® Design Solutions EXPANSE™

EXPANDED METAL SOLUTIONS



Architect: SOM
Photo: Dave Burk © SOM
Shown in EX-9 Painted White

To order samples, contact your local sales representative



Downward Accessible Installation


FEATURES AND BENEFITS

- Fully accessible system that allows access at every panel location. (factory edge)
- Sprinkler systems may be located above the ceiling with one of our 70% open patterns.
- Third party integration of diffusers, lights, speakers, sprinklers, wifi, etc (independently suspended).
- Varied mounting arrangements are available to respond to any installation requirements or conditions.
- Torsion spring and lay-in panels available for a wide range of applications.


APPLICATIONS

- Interior Applications
- Pods, Islands, and Clouds
- Wall to Wall Ceilings
- Sloped Ceilings
- New Construction or Renovation
- Downward Accessible (Torsion Spring System)


STANDARD PATTERNS



RAISED
EX-3 • 48% Open
LWD: 0.100"
SWD: 0.50"
Strand Width: 0.100"



RAISED
EX-5 • 70% Open
LWD: 1.25"
SWD: 0.75"
Strand Width: 0.080"



RAISED
EX-9 • 12% Open
LWD: 1.25"
SWD: 0.625"
Strand Width: 0.250"

STANDARD FINISHES



Steel Blue



Bronze



Copper



White






Black



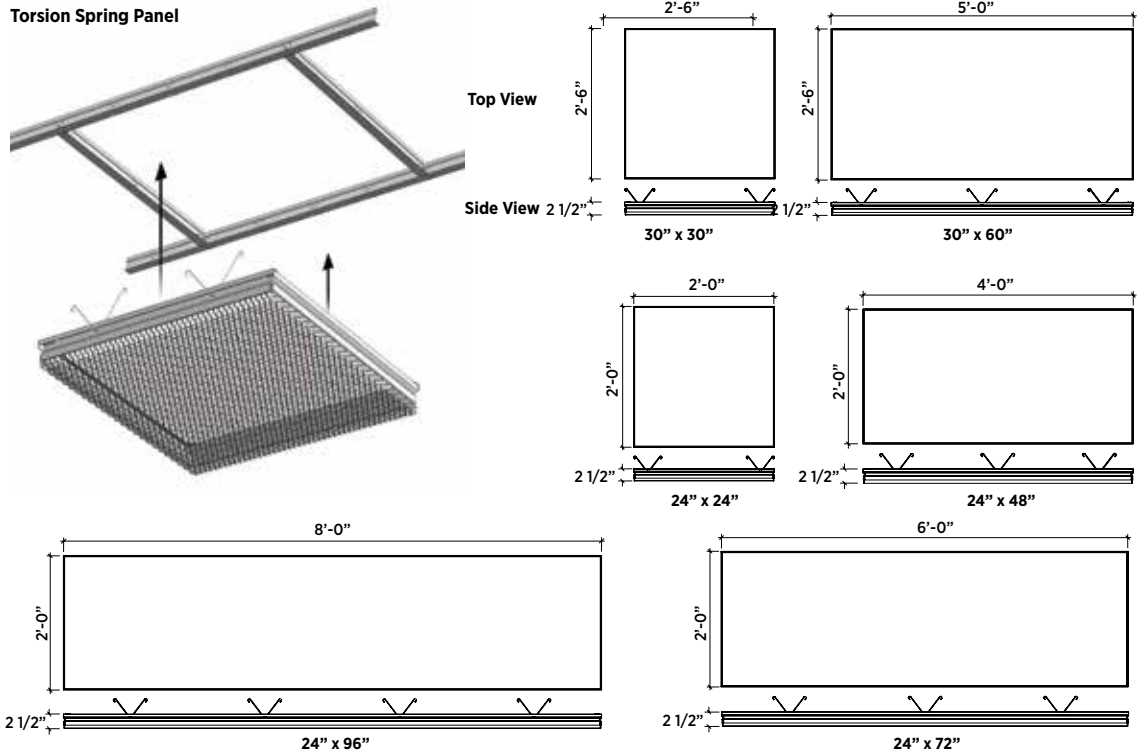
Silver Satin

**PERFORMANCE
OPTIONS**

Application	Grid Options	Finish	Accessibility	Expansive Options	Item No.	Fire Rating	Recycled Content	Maintenance
Interior	 Torsion Spring Tee Grid, Lay-In	Painted	Full	Up to 70% open	-	 Class A ASTM E84 and CAN/ULC S102	 Up to 90% finish dependant	See architectural specification

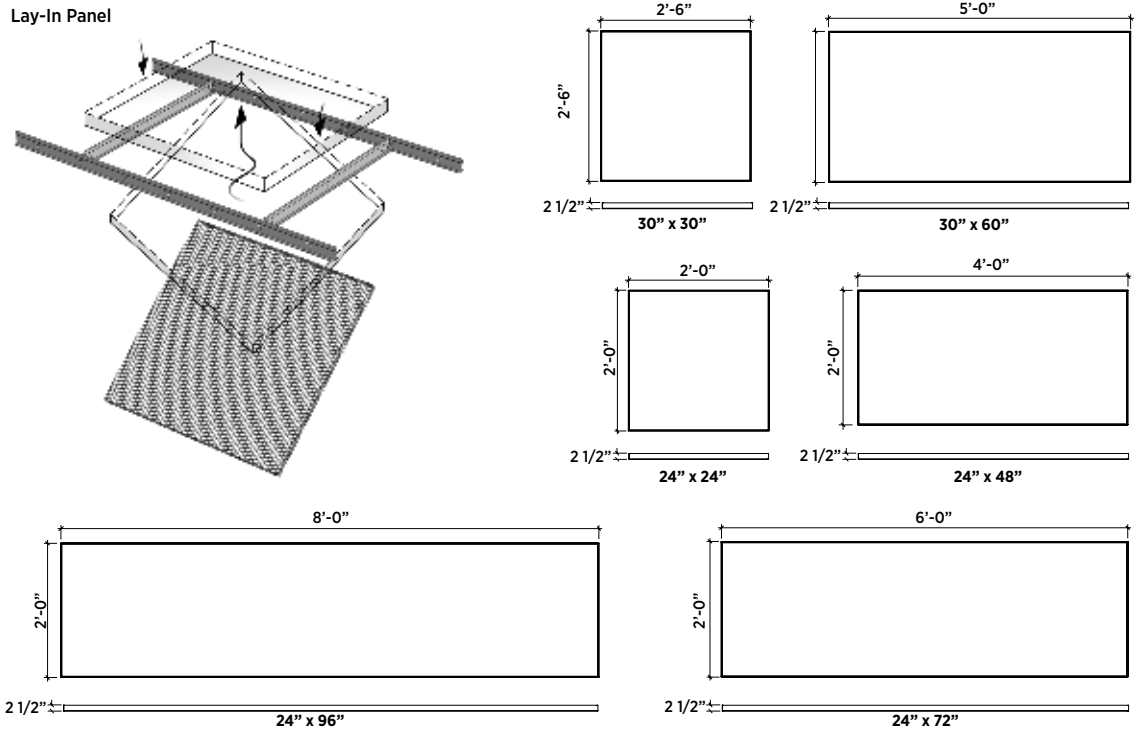
**STANDARD SIZES
TORSION SPRING**

Torsion Spring Panel

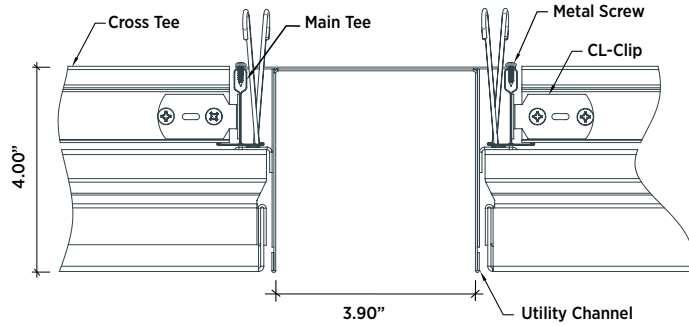


**STANDARD SIZES
LAY-IN**

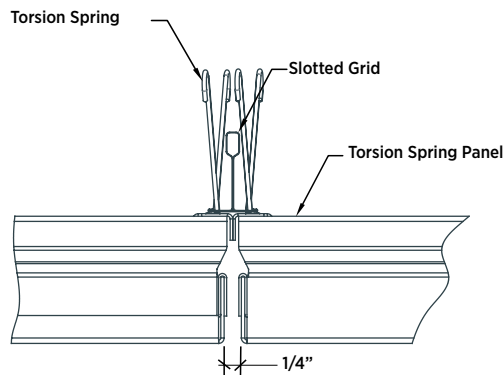
Lay-In Panel



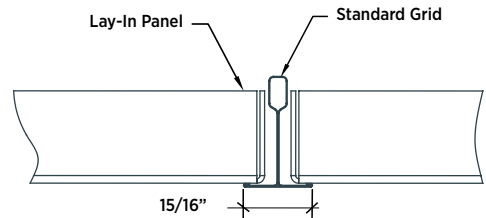
SYSTEM DETAILS



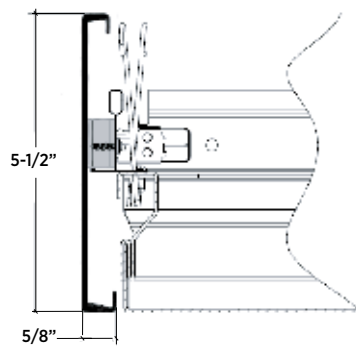
Utility Channel Detail



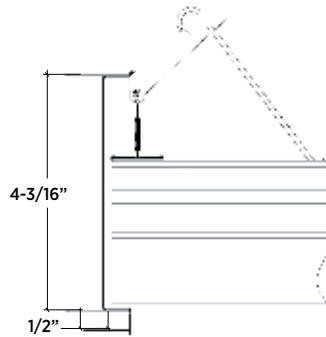
Torsion Spring Panel Reveal Detail



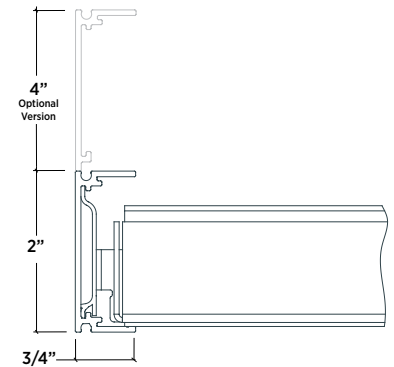
Lay-In Panel Reveal Detail



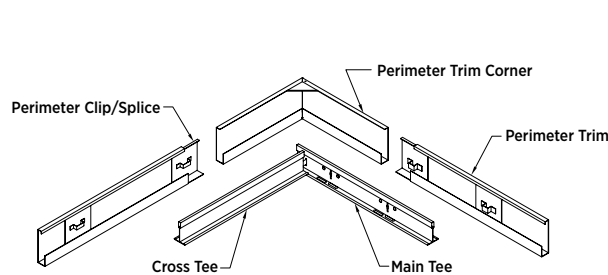
Factory Edge Perimeter Trim Details



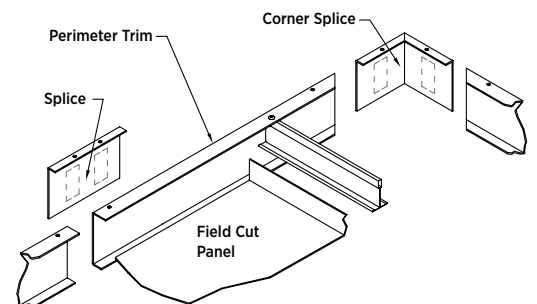
Field Cut Perimeter Trim Details



Lay-In Trim Details

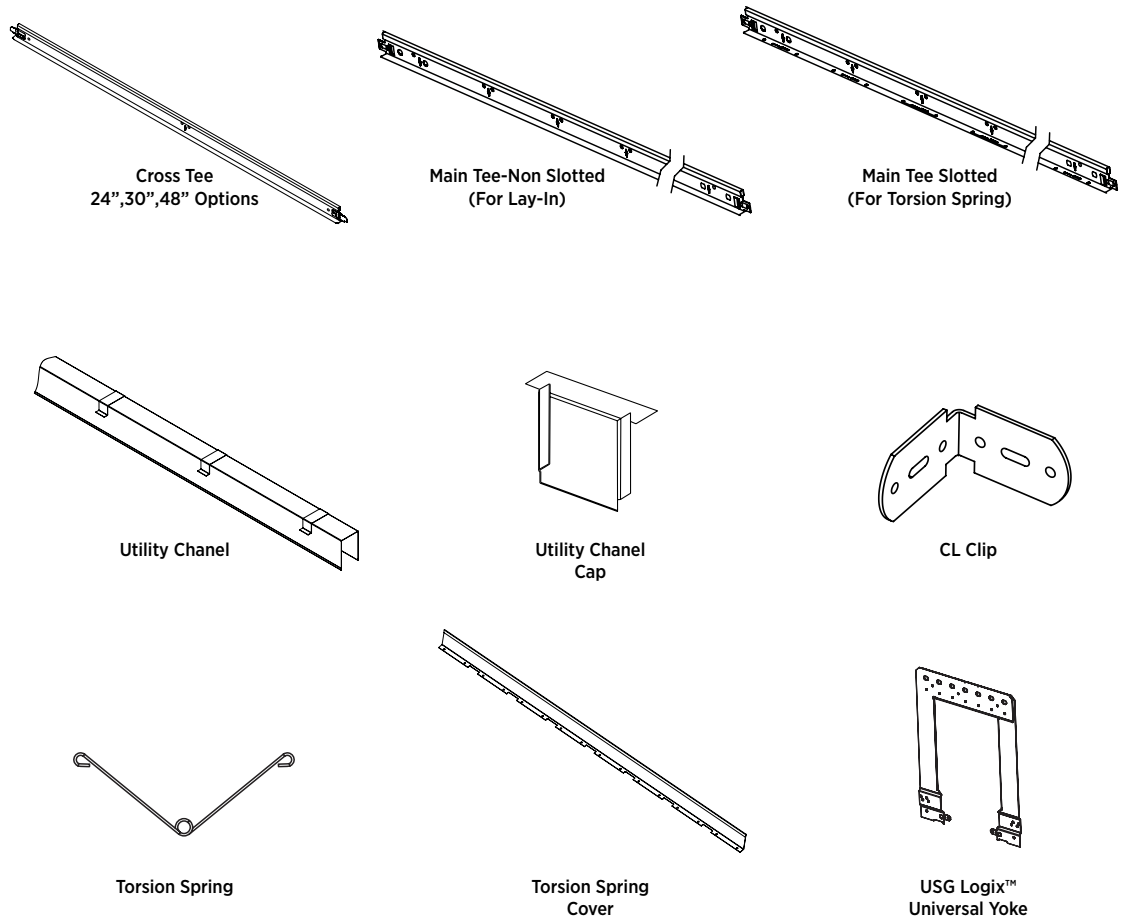


Perimeter Trim (For Factory Edge)

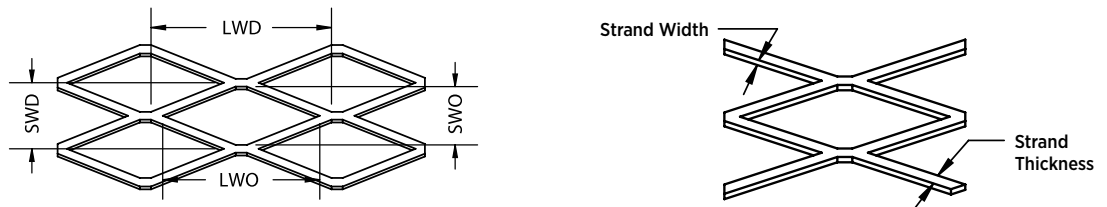


Perimeter Trim (For Field-Cut Edge)

PARTS & ACCESSORIES



TERMINOLOGY



PHYSICAL DATA

Low Emissions (VOC)
CDPH 01350 v1.2-2017 compliance on select finishes, see usg.com for more details and documentation.

Additional documents and resources:
Please visit us online at www.usg.com or contact your local sales representative for the following documents:

Architectural Specification
Installation Manual: IC307851
Cleaning Instructions: IC307851
Warranty: SC2102

Fire Classification
ASTM E84 and CAN/ULC S102
Surface-burning characteristics
Class A
Flame Spread: 25 or less
Smoke development: 50 or less*

Suspension System
Supporting main tees are classified as Heavy Duty as classified per ASTM C635 when tested in accordance with ASTM E3090 and AC368.

Seismic Compliance
Suspension System is included in ICC ES ESR 1222 for use in Seismic Design Categories A through F when installed according to ASTM C636 and ASTM E580. Alternate installation methods may be used when designed by a registered engineer and approved by the authority having jurisdiction. Test reports for suspension system performance may be available upon request.

Integration
Expansive can accommodate a full range of Third-Party systems for any design intent. Air diffusers, speakers, sprinklers and other ceiling attached accessories can be independently attached to deck within our ceilings. CAD details are available online at www.ceilingplus.com.

Modifications
Panels are easily modified in the field. See our installation manual for details.

Notice
The information in this document is subject to change without notice. CGC Inc. or USG Corp. assumes no responsibility for any errors that may inadvertently appear in this document.

IC307323/rev. 10-23
© 2023 USG Corporation and/or its affiliates. All rights reserved. Printed in USA


Manufactured by USG Interiors, LLC
550 West Adams Street
Chicago, IL 60661

The trademarks USG, CEILINGS PLUS, CGC, EXPANSE, BLANCO MAT, LOGIX, SARANTE, the USG/CGC logo, the USG CEILINGS PLUS logo, the design elements and colors, and related marks are trademarks of USG Corporation or its affiliates.

Safety First! Follow good safety/industrial hygiene practices during installation. Wear appropriate personal protective equipment. Read SDS and literature before specification and installation.

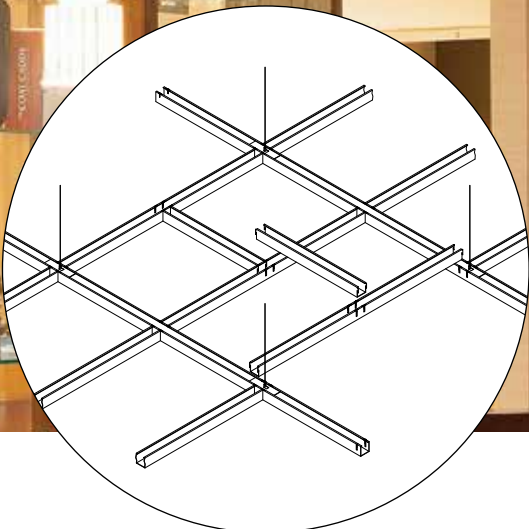
USG Ceilings Plus® BEAMZ™

INTERCONNECTED LINEAR MODULAR SUSPENDED CEILING SYSTEM



Architect: Dennis Flynn Architects
Photo: © Kailey J Flynn Photography

To order samples, contact your local sales representative




FEATURES AND BENEFITS

- Interconnected baffles assembled to create an open plenum.
- Third party integration of diffusers, lights, speakers, sprinklers, wifi, etc (independently suspended).
- Acoustical performance utilizing perforations and sound absorbing materials including Acoustibond™ and Ultrasorb.
- Standard and customizable perforations are available to create visual patterns.
- Design flexibility with varying panel profiles and layout options.
- Mounting options are threaded rod or hanger wire to deck.
- Class A per ASTM E84, Zero Flame Spread, non-combustible aluminum core Fire Classification.

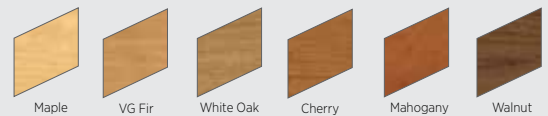
APPLICATIONS

- Interior and Exterior Applications
- Pods, Islands, and Clouds
- Wall to Wall Ceilings
- Sloped Ceilings
- New Construction


SARANTE® - PVC FREE LAMINATE - ON METAL



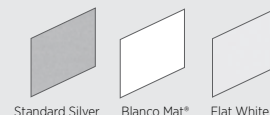
ARBOREAL® - REAL WOOD VENEER - INTERIOR ONLY - ON METAL



ANODIZED - ON METAL



PAINTED - ON METAL



USG Ceilings Plus® BEAMZ™

INTERCONNECTED LINEAR MODULAR SUSPENDED CEILING SYSTEM

ORDER SAMPLES/LITERATURE
Contact your local sales rep.

**FOR MOST UP-TO-DATE
TECHNICAL INFORMATION
AND LEED REPORT TOOL**
Contact your local sales rep.

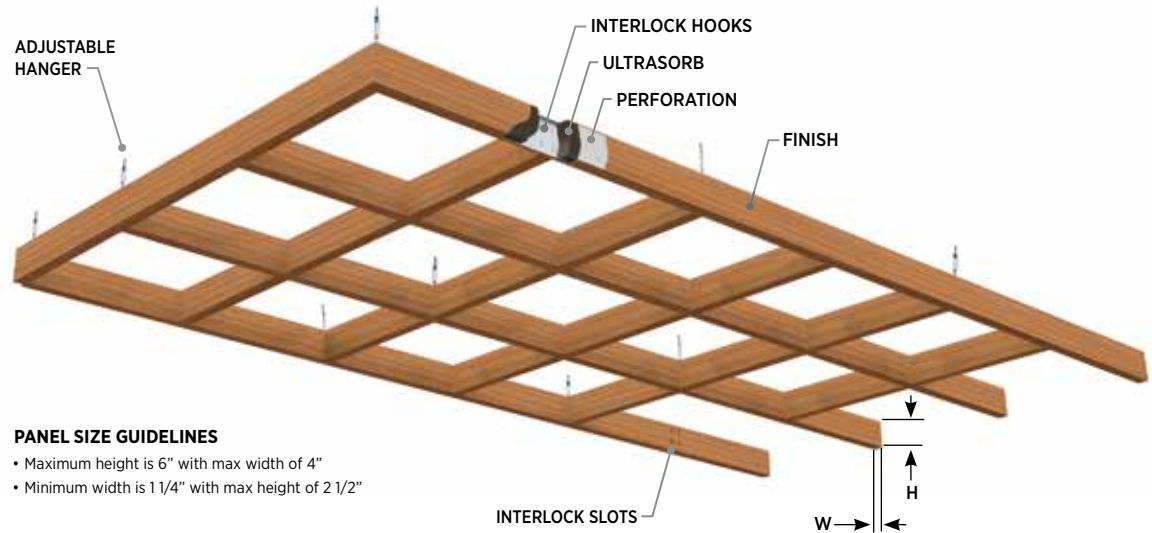
TECHNICAL SERVICES
Contact your local sales rep.

Declare. Declare® Labels on select finishes, see usg.com for more details and documentation.

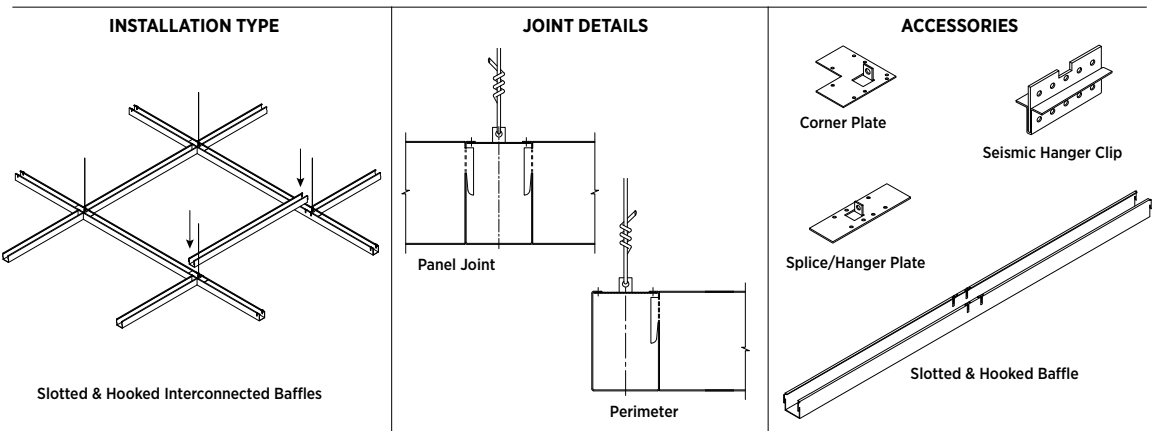
PERFORMANCE OPTIONS

Application	Grid Options	Finish	Accessibility	Item No.	Acoustics	Array-NRC ¹	Perforation	Fire Rating	Recycled Content	Maintenance
Interior, Exterior	---	Arboreal*, Sarante**, Anodized, Painted	---	---	Acoustibond, Ultrasorb	Up to 0.80 (Requires Ultrasorb and perforations)	Standard, Custom	Class A, ASTM E84	Up to 95%, finish dependent	See architectural specification

DESIGN PARAMETERS



DETAIL & ACCESSORIES



Low Emissions (VOC)
CDPH 01350 v1.2-2017 compliance on select finishes, see usg.com for more details and documentation.

PHYSICAL DATA

Product Literature

Please contact your local sales representative for the following documents:

Architectural Specification
Installation Manual: IC328665
Cleaning Instructions: IC518
Warranty: SC2102

Fire Classification:

ASTM E84 and CAN/ULC S102 surface-burning characteristics (with Acoustibond backer)
Class A
Flame spread: 25 or less
Smoke developed: 50 or less

Suspension System

Beamz™ suspension system is ICC approved in accordance with International Building Code Standards for seismic. Beamz™ main runners are suspended and braced, as required with hanger brackets. Cross runners field engage end hooks into engineered slots located in main runners. The plenum can be accessed through the openings between the baffles. The top edge of the Beamz™ baffles have 1/4" returned edges to give added strength to the profile.

Seismic Compliance

Seismic hanger clips can be included to meet ASTM 635, ASTM 636 and typical local building code requirements. Full report is available upon request.

Structural Test Reports

USG Ceilings Plus has developed Beamz™ ceiling systems to meet ASTM 635, ASTM 636 and typical local building code requirements. Test reports for suspension system performance may be available upon written request.

Integration

Beamz™ can accommodate a full range of Third-Party systems for any design intent. Air diffusers, speakers, sprinklers and other ceiling attached accessories can be independently attached to deck within our ceilings. CAD details are available online at www.ceilingplus.com.

Footnotes

*Arboreal is for interior only.
**Select Sarante finishes available for Interior and Exterior.
1. Array-NRC is calculated per ASTM C423 and varies with Beamz™ profile size, spacing of baffle elements, perforation pattern, and acoustic backer / infill material. Perforated Beamz™ with closely spaced baffle elements and acoustic infill provide higher Array-NRC.

Notice

The information in this document is subject to change without notice. CGC Inc. or USG Corp. assumes no responsibility for any errors that may inadvertently appear in this document.

IC5414/rev. 10-23
© 2023 USG Corporation and/or its affiliates. All rights reserved. Printed in U.S.A.

Manufactured by USG Interiors, LLC
550 West Adams Street
Chicago, IL 60661


The trademarks USG, CEILINGS PLUS, CGC, ARBOREAL, BEAMZ, BLANCO MAT, SARANTE, the USG/CGC logo, the CEILINGS PLUS logo, the design elements and colors, and related marks are trademarks of USG Corporation or its affiliates.

Safety First! Follow good safety/industrial hygiene practices during installation. Wear appropriate personal protective equipment. Read SDS and literature before specification and installation.

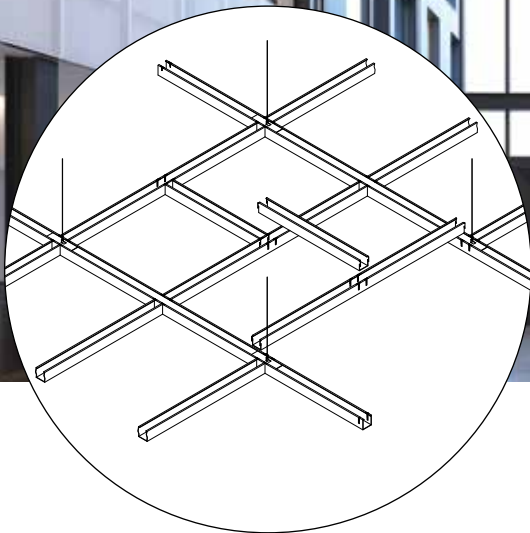


USG Ceilings Plus® Design Solutions BEAMZ™

INTERCONNECTED BAFFLES AND PODS



Rendering
©USG Corporation 2023.
All rights reserved.



To order samples, contact your local sales representative

FINISHES

PAINTED



Blanco Mat*



Matte Black



Silver Satin

SARANTE®




S-22
Oak Line



S-15
Blond Pear



S-37
Dark Jatoba



Additional Premium
Finishes Available.

ACOUSTICS



Ultrasorb
(infill or lay-in)

PERFORATION



CD06310 (SD-7)
10% Open
(perforated on
sides of baffle)

FEATURES AND BENEFITS

- Interconnected baffles assembled to create an open cell ceiling.
- Third party integration of diffusers, lights, speakers, sprinklers, wifi, etc (independently suspended).
- Acoustical performance utilizing perforations and sound absorbing materials including Ultrasorb.
- Wide variety of styles and layout options.
- Mounting using hanger wire to deck.
- Class A per ASTM E84, Zero Flame Spread, non-combustible aluminum core Fire Classification.

APPLICATIONS

- Pods, Islands, and Clouds
- Wall to Wall Ceilings

USG Ceilings Plus® Design Solutions BEAMZ™

INTERCONNECTED BAFFLES AND PODS

ORDER SAMPLES/LITERATURE
Contact your local sales rep.

TECHNICAL SERVICES
Contact your local sales rep.

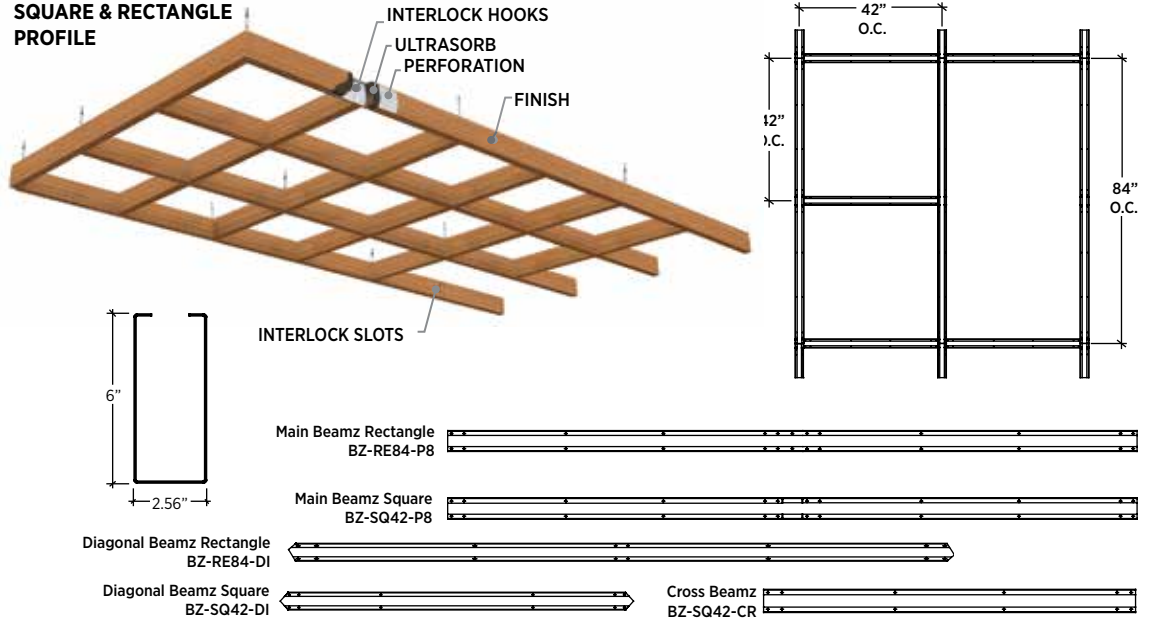
FOR MOST UP-TO-DATE
TECHNICAL INFORMATION
AND LEED REPORT TOOL
Contact your local sales rep.

PERFORMANCE OPTIONS

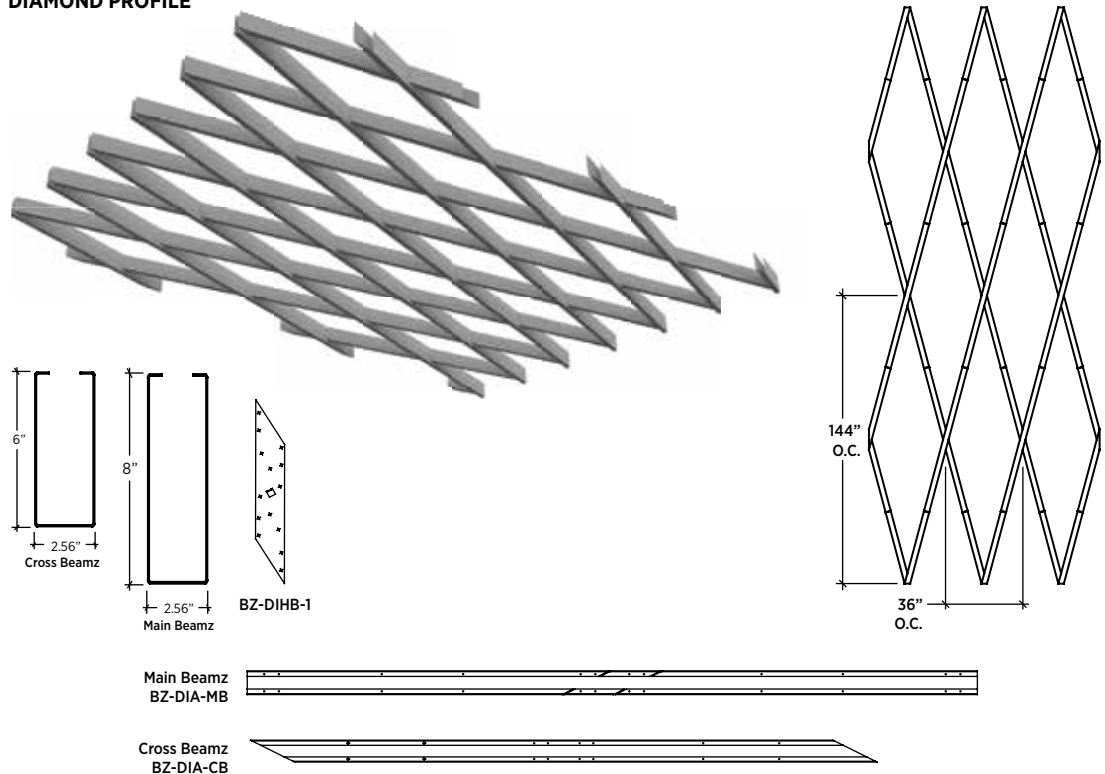
Application	Grid Options	Finish	Accessibility	Item No.	Acoustics	Array-NRC ¹	Perforation	Fire Rating	Recycled Content	Maintenance
Interior	---	Sarante, Painted	---	---	Ultrasorb	Up to 0.75 (Requires Ultrasorb and perforations)	CD06310 (SD-07)	Class A, ASTM E84	Aluminum Up to 95%	See architectural specification

DESIGN CONFIGURATIONS

SQUARE & RECTANGLE PROFILE

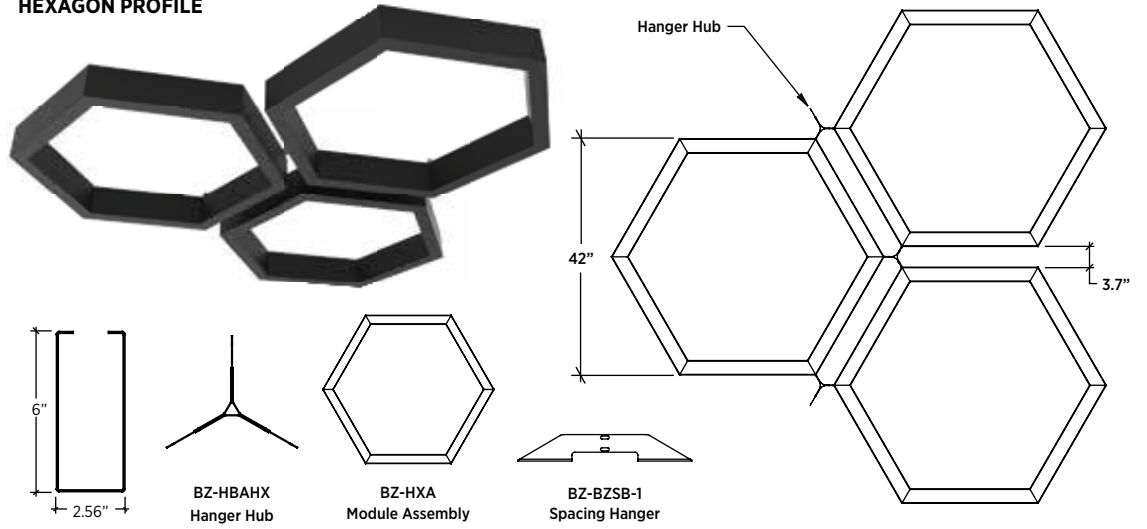


DIAMOND PROFILE

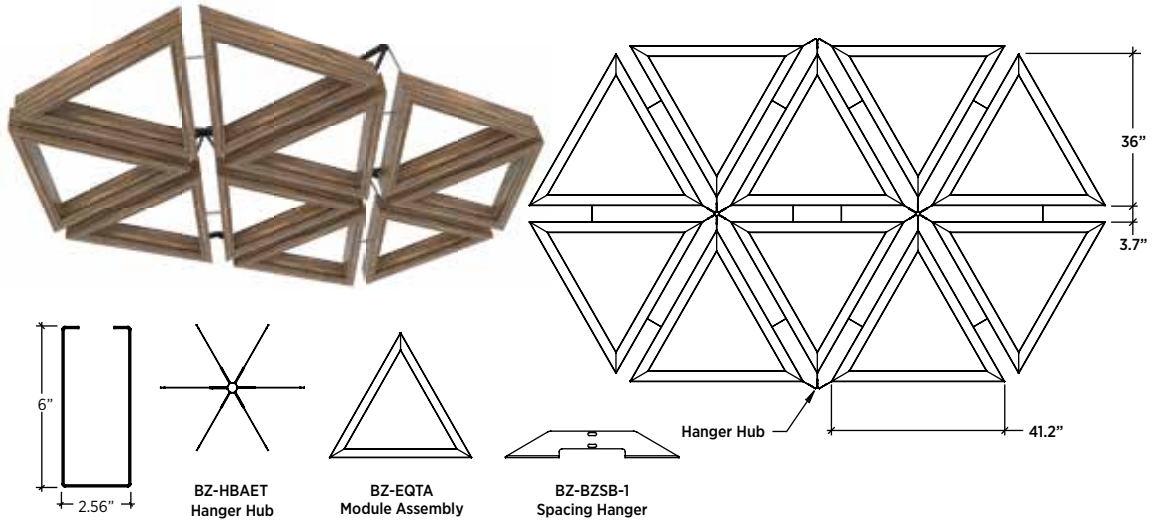


**DESIGN
 CONFIGURATIONS**

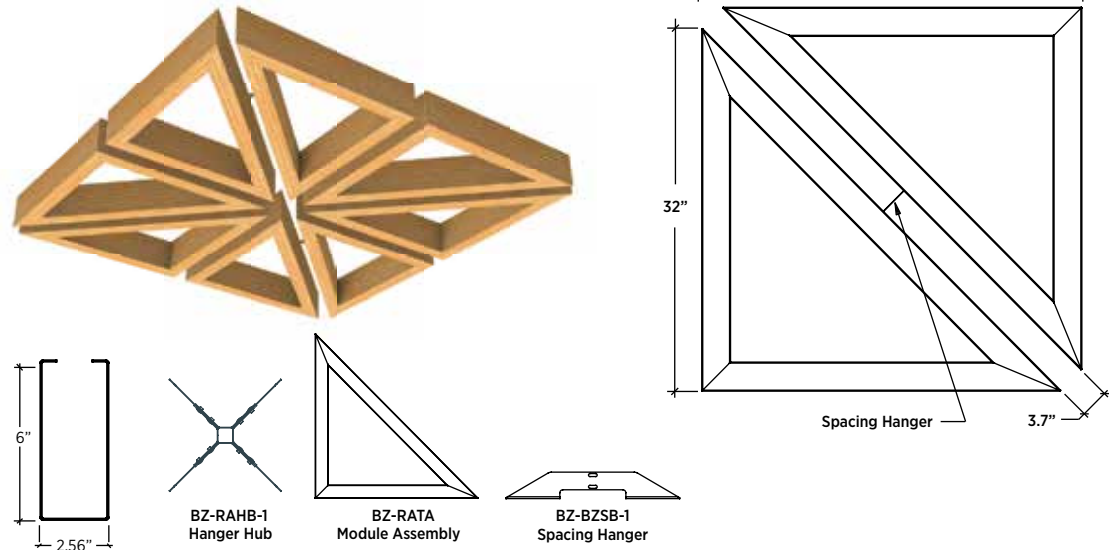
HEXAGON PROFILE



EQUILATERAL TRIANGLE PROFILE



RIGHT ANGLE TRIANGLE PROFILE



USG Ceilings Plus® Design Solutions BEAMZ™







INTERCONNECTED BAFFLES AND PODS

ORDER SAMPLES/LITERATURE
Contact your local sales rep.

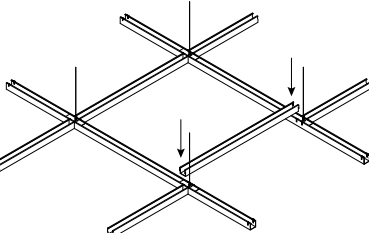
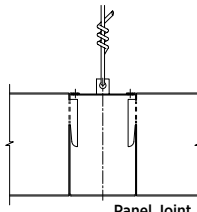
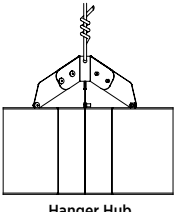
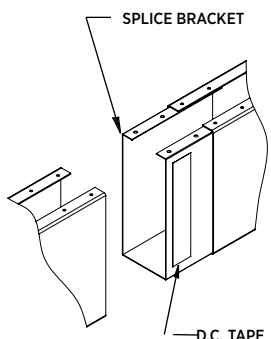
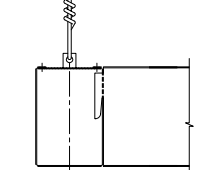
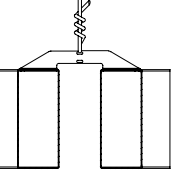
TECHNICAL SERVICES
Contact your local sales rep.

FOR MOST UP-TO-DATE
TECHNICAL INFORMATION
AND LEED REPORT TOOL
Contact your local sales rep.

COMPATABILITY

		Corner Brackets					Hang Brackets			Hanger Hubs							
		BZ-SQHB-1	BZ-SQHB-2	BZ-SQHB-3	BZ-SQHB-4	BZ-REHB-5	BZ-SP-1	BZ-SP-2	BZ-DIHB-1	BZ-HBT-1	BZ-SB-1	BZ-RAHB-1	BZ-HBAET-3	BZ-HBAET-4	BZ-HBAET-5	BZ-HBAET-6	BZ-HBAHX
	SQUARE BEAMZ™	■	■	■	■		■			■							
	RECTANGLE BEAMZ™	■	■	■		■	■			■							
	DIAMOND BEAMZ™						■	■	■	■							
Pods																	
	HEXAGON BEAMZ™									■	■						■
	EQUILATERAL BEAMZ™									■	■		■	■	■	■	
	RIGHT ANGLE BEAMZ™									■	■	■					

SYSTEMS

INSTALLATION TYPE	TYPICAL JOINT DETAILS		
 <p>Slotted & Hooked Interconnected Baffles</p>	Continuous Joints  Panel Joint	Pod Unit Joints  Hanger Hub	Splice Joints  SPLICE BRACKET D.C. TAPE
	 Perimeter	 Spacing Hanger	

PHYSICAL DATA

Product Literature

Please contact your local sales representative for the following documents:

Architectural Specification
Installation Manual: IC328665
Cleaning Instructions: IC328665
Warranty: SC2102

Fire Classification

Beamz product line is Class A in accordance with ASTM E84.

Suspension System

Beamz™ main runners are suspended and braced, as required, with hanger brackets. Cross runners field engage end hooks into engineered slots located in main runners. The plenum can be accessed through the openings between the baffles. The top edge of the Beamz™ baffles have ¼" returned edges to give added strength to the profile.

Integration

Beamz can accommodate a full range of Third-Party systems for any design intent. Air diffusers, speakers, sprinklers and other ceiling attached accessories can be independently attached to deck within our ceilings. CAD details are available online at www.ceilingplus.com.

1. Array-NRC is calculated per ASTM C423 and varies with Beamz™ profile and configuration.

Notice

The information in this document is subject to change without notice. CGC Inc. or USG Corp. assumes no responsibility for any errors that may inadvertently appear in this document.

IC328653/rev.10-23

© 2023 USG Corporation and/or its affiliates. All rights reserved. Printed in USA


Manufactured by USG Interiors, LLC
550 West Adams Street
Chicago, IL 60661

The trademarks USG, CGC, BEAMZ, CENTRICITEE, CLIMAPLUS, DONN, DX, DXF, DXFF, DXI, DXT, DXW, ECOBLUEPRINT, FINELINE, IDENTITEE, MARS, IT'S YOUR WORLD. BUILD IT., the USG/CGC logo, the design elements and colors, and related marks are trademarks of USG Corporation or its affiliates.

Safety First! Follow good safety/industrial hygiene practices during installation. Wear appropriate personal protective equipment. Read SDS and literature before specification and installation.




USG WIREWORKS™ OPEN CELL CEILING PANELS



USG Wireworks™ Woven Pattern,
Flat Plain, Finish High Gloss White
Rendering
©USG Corporation 2023.
All rights reserved.

TO ORDER SAMPLES, GO TO USG.COM OR CGCINC.COM



CUSTOM COLORS AVAILABLE



FEATURES AND BENEFITS

- Metal, welded or woven wire lay-in panels with powder-coated finish are abuse resistant and highly durable.
- Four Cell sizes, four unique Forms designs and six woven wire patterns, offer flexibility to meet design and budget needs. Custom configurations available.
- Combine with the USG GridWare™ Open Cell Decorative Suspension System to create custom ceiling system.
- Easy installation into standard USG Donn® Brand suspension systems.
- Easily accommodates lightweight signage.
- Custom colors and patterns available.

APPLICATIONS

- Interior Applications
- Pods, Islands, and Clouds
- Wall to Wall Ceilings
- Sloped Ceilings
- New Construction and Renovation



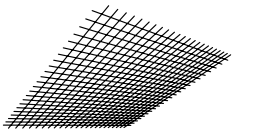
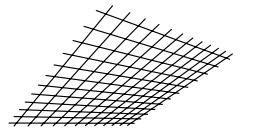
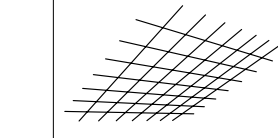
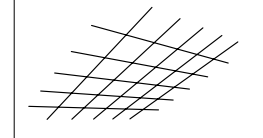
USG WIREWORKS™ OPEN CELL CEILING PANELS

ORDER SAMPLES/LITERATURE
 USG: usg.com or samplitt@usg.com
 CGC: contact Sales Representative
 TECHNICAL SERVICES
 800.USG.4YOU (874-4968)

FOR MOST UP-TO-DATE
 TECHNICAL INFORMATION
 AND LEED REPORT TOOL
 usgdesignstudio.com
 cgcdesignstudio.com

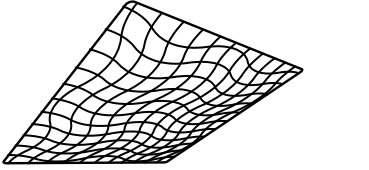
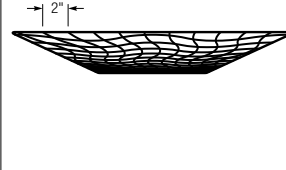
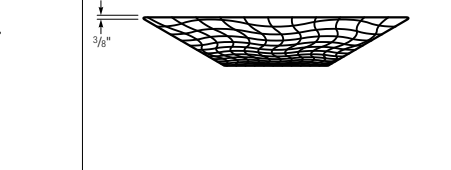
PRODUCT INFORMATION

USG WIREWORKS™ OPEN CELL CELLS PANELS 2'X2' 1/8" DIAMETER WIRE

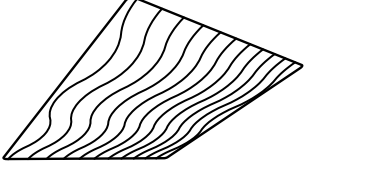
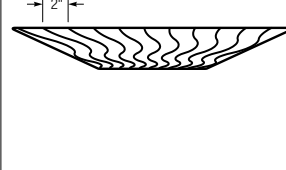
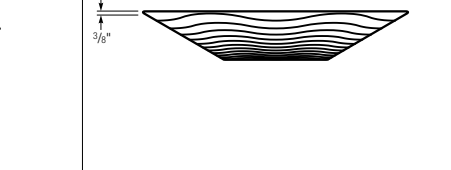
Materials	Typical Sizes	Wire Thickness	
Robotically welded (Cells & Forms) Woven (Crimped) steel wire	2'x2' Cells, Forms & Woven 4'x4' Cells limited profiles (DX or DXW Grid)	Cells are 1/8" diameter Forms are 3/16" diameter Woven wires vary in wire size	
1"x1" Cells Open Area 86%	2"x2" Cells Open Area 87.1% Available in 4'x4' panel size	3"x3" Cells Open Area 91.2% Available in 4'x4' panel size	4"x4" Cells Open Area 94.2% Available in 4'x4' panel size
			

USG WIREWORKS™ OPEN CELL FORMS 2'X2' 3/16" DIAMETER WIRE

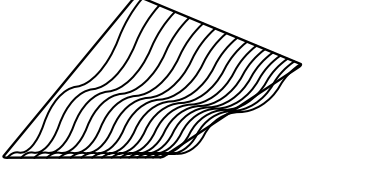
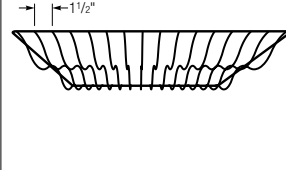
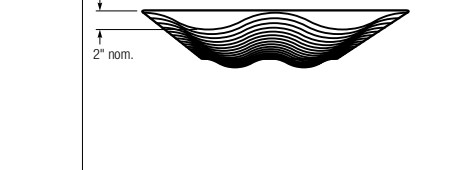
Weave

Pattern	Front Profile	Side Profile
		

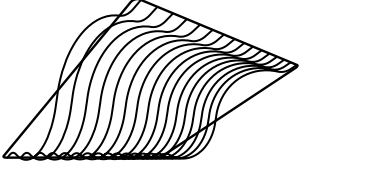
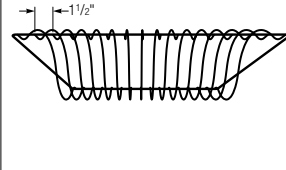
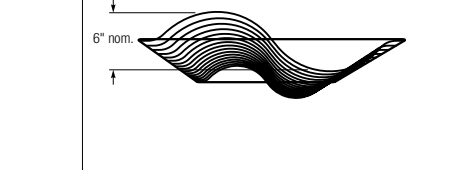
Ripple

		
--	---	--







Small Wave

		
---	--	---

Big Wave

		
---	--	---

USG WIREWORKS™ OPEN CELL WOVEN 2' X 2' WITH VARIED WIRE SIZES

Double Round 1/8" wire diameter 81% open area	Double Round Spiral 1/8" wire diameter 52% open area	Double Flat flat wire 61% open area	4-Wire Flat flat wire 29% open area	Flat Plain flat wire 51% open area	Flat/Round 3/32" Flat and 1/16" dia. wires 41% open area
					

 **Low Emissions (VOC)**
 CDPH 01350 v1.2-2017 compliance on select finishes, see usg.com for more details and documentation.

PHYSICAL DATA

Product literature
 Data sheet: IC325
 Warranty: SC2102
 System Guide: IC34102
 Cleaning Instructions: IC518

Metric equivalents
 Contact Technical Service for additional information.

Online tools
 usgdesignstudio.com or cgcdesignstudio.com

Notice
 The information in this document is subject to change without notice. CGC Inc. or USG Corp. assumes no responsibility for any errors that may inadvertently appear in this document.

IC325/rev. 10-23
 © 2023 USG Corporation and/or its affiliates. All rights reserved. Printed in U.S.A.


Manufactured by
 USG Interiors, LLC
 550 West Adams Street
 Chicago, IL 60661

The trademarks USG, CGC, DONN, GRIDWARE, WIREWORKS, IT'S YOUR WORLD, BUILD IT., the USG/CGC logo, the design elements and colors, and related marks are trademarks of USG Corporation or its affiliates.

Safety First! Follow good safety/industrial hygiene practices during installation. Wear appropriate personal protective equipment. Read SDS and literature before specification and installation.



USG GRIDWARE™ OPEN CELL DECORATIVE SYSTEM



USG GridWare™ Open Cell
Decorative Suspension System/
USG Compasso™ Standard Perimeter
Trim in matching color

TO ORDER SAMPLES, GO TO USG.COM OR CGCINC.COM

PAINTED METALS



Flat White 050 Silver Satin 002 Flat Black 205

CUSTOM COLORS AVAILABLE



FEATURES AND BENEFITS

- Open-cell suspension system painted 360°.
- Tees punched with only the necessary cross-tee holes for a clean look.
- Available in three standard grid profiles: 9/16", 15/16" and 1-1/2".
- Simple system readily accommodates standard lay-in light fixtures and air diffusers.
- Custom colors available.

APPLICATIONS

- Interior and Exterior Applications
- Pods, Islands, and Clouds
- Wall to Wall Ceilings
- Sloped Ceilings
- Curved Ceilings
- New Construction



USG GRIDWARE™ OPEN CELL DECORATIVE SYSTEM

ORDER SAMPLES/LITERATURE
USG: usg.com or samplitt@usg.com
CGC: contact Sales Representative

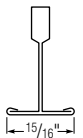
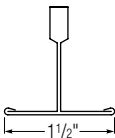
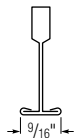

TECHNICAL SERVICES
800.USG.4YOU (874-4968)

**FOR MOST UP-TO-DATE
TECHNICAL INFORMATION
AND LEED REPORT TOOL**
usgdesignstudio.com
cgcdesignstudio.com

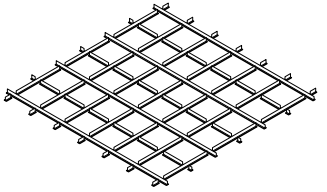
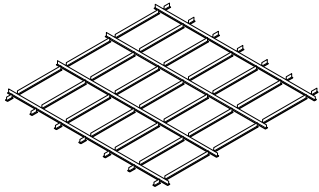
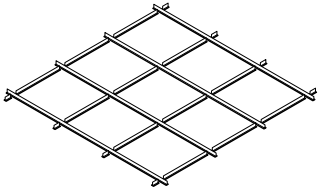
PRODUCT INFORMATION

Materials	Typical Sizes	Finishes
Double-web, hot-dipped galvanized steel body and steel cap with chromated cross-tee clip.	2'x2' module; 2'x2', 2'x4' and 4'x4' cells Other dimensions and configurations available. Contact your local USG Sales Representative for more information.	<ul style="list-style-type: none"> GWDX stocked in Flat Black, Flat White and Silver Satin pre-painted, baked-on polyester paint finishes with exposed chromate cross-tee clips; touch-up paint is available to field-paint cross-tee clips to match the finish. Spray-painted, baked-on polyester finish with 100% tee coverage available as a special order. GWDXW and GWDXT available as a special order only; finish is spray-painted, baked-on polyester with 100% tee coverage.

FACE OPTIONS

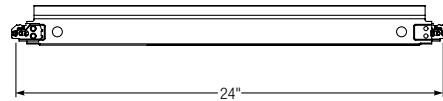
GWDX	GWDXW	GWDXT	GWM9 - Wall Angle
			

DESIGN OPTIONS

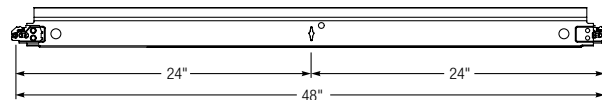
2'x2' Openings	2'x4' Openings	4'x4' Openings
		

USG GRIDWARE™ COMPONENTS

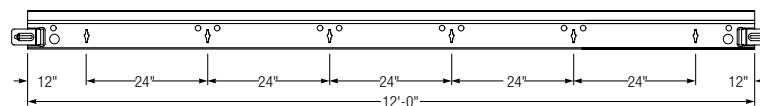
24" Cross Tee
(2' x 2' grid layout)



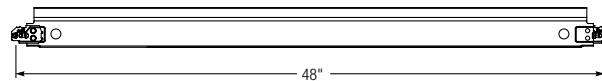
48" Cross Tee, CP
(2' x 2' grid layout)



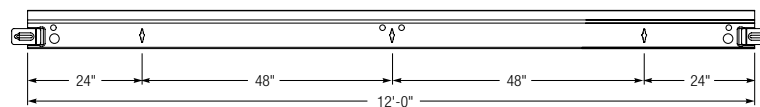
12" Main Tee, 24" o.c.
(2' x 2' & 2' x 4' grid layouts)



48" Cross Tee, NP
(2' x 4' & 4' x 4' grid layouts)



12" Main Tee, 48" o.c.
(4' x 4' grid layout)



Low Emissions (VOC)

CDPH 01350 v1.2-2017 compliance on select finishes, see usg.com for more details and documentation.

PHYSICAL DATA

Product literature
Data sheet: IC312
Warranty: SC2102

Recycled content
USG GridWare™ suspension: 25% recycled content.

Online tools
usgdesignstudio.com or cgcdesignstudio.com

Notice

The information in this document is subject to change without notice. CGC Inc. or USG Corp. assumes no responsibility for any errors that may inadvertently appear in this document.

IC312/rev. 10-23
© 2022 USG Corporation and/or its affiliates. All rights reserved. Printed in U.S.A.

Manufactured by USG Interiors, LLC
550 West Adams Street
Chicago, IL 60661

The trademarks USG, CGC, COMPASSO, GRIDWARE, IT'S YOUR WORLD. BUILD IT., the USG/CGC logo, the design elements and colors, and related marks are trademarks of USG Corporation or its affiliates.

Safety First! Follow good safety/industrial hygiene practices during installation. Wear appropriate personal protective equipment. Read SDS and literature before specification and installation.

WALL MOUNT




USG Ceilings Plus® Wallforms™ Metal Panel Wall System
+ Parti™ Custom Perforation
Finish: Kryolite
AC Irvine Marriott, Irvine, CA
Architect: HKS, Photo: ©John Woodcock



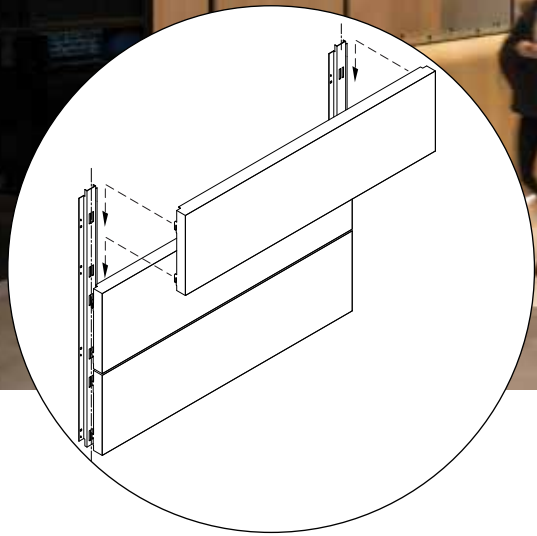
USG Ceilings Plus® WALLFORMS™

FORMED WALL PANEL SYSTEM




Architect: FitzGerald, Architect of Record;
JGMA, Interior Architect
Photo: © Steinkamp Photography

To order samples, contact your local sales representative



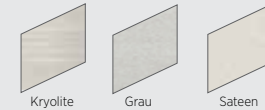
SARANTE® - PVC FREE LAMINATE - ON METAL




ARBOREAL® - REAL WOOD VENEER - INTERIOR ONLY - ON METAL



ANODIZED - ON METAL



PAINTED - ON METAL



FEATURES AND BENEFITS

- Fully accessible system that allows access at every panel location.
- Third party integration of lights (independently attached to studs).
- Acoustical performance utilizing perforations and sound absorbing materials.
- Standard and customizable perforations are available to create visual patterns.
- Design flexibility with panel sizes and layout options.
- Slotted-hat channel or direct mount options are available.
- Drywall backer necessary below 5 feet to increase durability.
- Class A per ASTM E84, Zero Flame Spread, non-combustible aluminum core Fire Classification.

APPLICATIONS

- Interior and Exterior Applications
- Wall Applications
- Sloped Walls
- Curved Walls
- New Construction

USG Ceilings Plus® WALLFORMS™





FORMED WALL PANEL SYSTEM

ORDER SAMPLES/LITERATURE
Contact your local sales rep.

TECHNICAL SERVICES
Contact your local sales rep.

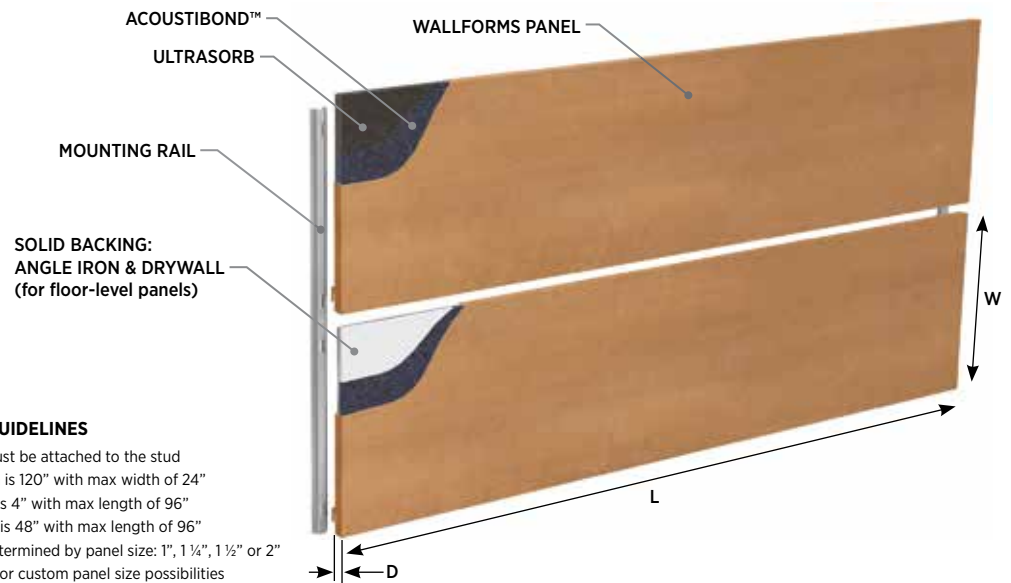
FOR MOST UP-TO-DATE TECHNICAL INFORMATION AND LEED REPORT TOOL
Contact your local sales rep.

Declare. Declare® Labels on select finishes, see usg.com for more details and documentation.

Application	Grid Options	Finish	Accessibility	Item No.	Acoustics	NRC	Perforation	Fire Rating	Recycled Content	Maintenance
Interior, Exterior	 Slotted Hat Channel or Direct Mount	Arboreal, Sarante, Anodized, Painted	Full Upward	---	Acoustibond, Ultrasorb	 Up to 0.95 (Requires perforations and acoustic backfill)	Standard, Custom	 Class A, ASTM E84 CAN/ULC S102	 Up to 90%, finish dependent (hardware excluded)	See architectural specification

PERFORMANCE OPTIONS

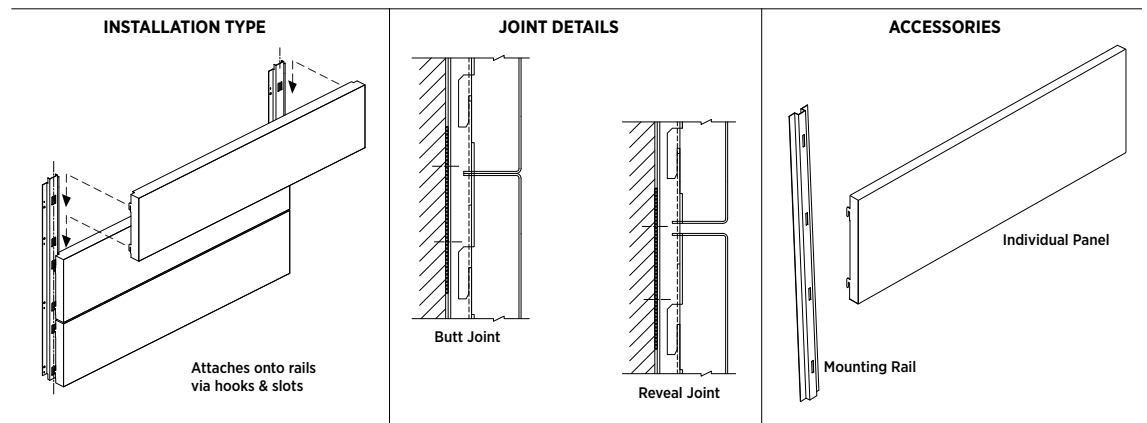
DESIGN PARAMETERS



PANEL SIZE GUIDELINES

- Back channel must be attached to the stud
- Maximum length is 120" with max width of 24"
- Minimum width is 4" with max length of 96"
- Maximum width is 48" with max length of 96"
- Depth will be determined by panel size: 1", 1 1/4", 1 1/2" or 2"
- Consult factory for custom panel size possibilities

DETAIL & ACCESSORIES



PHYSICAL DATA

Product Literature

Please contact your local sales representative for the following documents:

Architectural Specification
Installation Manual
Cleaning Instructions: IC518
Warranty: SC2102

Fire Classification

ASTM E84 and CAN/ULC S102 Surface burning characteristics
Class A
Flame Spread: 25 or less
Smoke development: 50 or less

Integration

Wallforms can accommodate a full range of Third-Party systems for any design intent. Air diffusers, speakers, and other accessories can be independently attached to studs behind our panels. CAD details are available online at www.ceilingplus.com.

Modification

Panels are easily modified in the field with standard tools. See our full list of CAD details.

Acoustics

Utilizing perforations and sound absorbing materials, we can meet your NRC requirement with Acoustibond and/or Ultrasorb. Fiberglass batts and duct liner are available upon request.

Footnotes

* Available in exterior
** Available in 48" wide
*** Available in both exterior and 48" wide

Notice

The information in this document is subject to change without notice. CGC Inc. or USG Corp. assumes no responsibility for any errors that may inadvertently appear in this document.

IC5415/rev. 10-23

© 2023 USG Corporation and/or its affiliates. All rights reserved. Printed in U.S.A.

Manufactured by USG Interiors, LLC
550 West Adams Street
Chicago, IL 60661


The trademarks USG, CEILINGS PLUS, CGC, ACOUSTIBOND, ARBOREAL, BLANCO MAT, SARANTE, WALLFORMS, the USG/CGC logo, the Ceilings Plus logo, the design elements and colors, and related marks are trademarks of USG Corporation or its affiliates.

Safety First! Follow good safety/industrial hygiene practices during installation. Wear appropriate personal protective equipment. Read SDS and literature before specification and installation.



USG PIXELS® WALL MOUNTED PANELS

PERFORATED IMAGERY



USG Celebration™ Snap-In Metal Panel with Pixels® Perforated Imagery in Flat White. Gettysburg Area Middle School in Gettysburg, PA. Architect: CRA-Architects, Photo: ©Steve Wagner

TO ORDER SAMPLES, GO TO USG.COM OR CGCINC.COM

PAINTED METALS



Flat White 050 Silver Satin 002

CUSTOM COLORS AVAILABLE



FEATURES AND BENEFITS

- Transform photographs, art and logos into perforated panels.
- Produce dramatic imagery on walls.
- No limit to image or mural size.
- Suitable for USG Celebration™ Snap-In Metal Panels.
- Images can be positive or negative for backlighting.
- Choose from three resolutions based on aesthetic or budget considerations.

APPLICATIONS

- Interior Applications
- Wall Mount
- New Construction
- Backlit Panels

USG Pixels® Wall Mounted Panels nonbacklit



USG PIXELS® WALL MOUNTED PANELS

PERFORATED IMAGERY

ORDER SAMPLES/LITERATURE
 USG: usg.com or samplitt@usg.com
 CGC: contact Sales Representative

TECHNICAL SERVICES
 800.USG.4YOU (874-4968)

FOR MOST UP-TO-DATE TECHNICAL INFORMATION AND LEED REPORT TOOL
 usgdesignstudio.com
 cgcdesignstudio.com



PRODUCT INFORMATION

Frame-Mounted Application (Backlit)

Surface-Mounted Application (Nonbacklit)

Materials	System	Available Sizes
Aluminum Metal Panels	USG Celebration™ Snap-In Metal Panels USG Pixels® Metal Panels	2'x2'; 2'x4'; 2'x6'
Aluminum Frame	USG Compasso™ Elite	4", 6"
Steel Grid	USG Donn® Brand Finline® DXF™	Main Tees, Cross Tees
MDF	Wall Mount Backerboard	2'x2'; 2'x4'; 2'x6'
Extruded Aluminum	Aluminum Trim	Per design

Frame-Mounted Application (Backlit)

Detail A

Surface-Mounted Application (Nonbacklit)

Detail B

See USG Pixels® Wall Mounted Design & Installation Guide (IC606)

HRC High Recycled Content
 USG classifies High Recycled Content as greater than 50%. Total recycled content is based on product composition of postconsumer and preconsumer (postindustrial) recycled content per FTC guidelines.

PHYSICAL DATA

<p>Product literature Data sheet: IC605 Wall Mounted Design and Installation Guide: IC606 USG Pixels® Perforated Imagery for Ceilings: IC563 USG Pixels® Design Guide: IC566 USG Pixels® Check Sheet: IC565 Warranty: SC2102 Specification: IC677 Cleaning Instructions: IC518</p> <p>Online tools usgdesignstudio.com or cgcdesignstudio.com</p>	<p>ASTM E84 and CAN/ULC S102 surface-burning characteristics (with Acoustibond™ backer) Class A Flame spread: 25 or less Smoke developed: 50 or less</p> <p>ASTM E84 and CAN/ULC S102 surface-burning characteristics (with light diffusing backer) Class A Flame spread: 25 or less Smoke developed: 50 or less</p>	<p>Limitation Some commercially acceptable color variation may occur between lots and between different size products of the same color. For more information about metal ceiling finishes, refer to <i>Metal Ceilings Technical Guidelines</i> published by the Ceilings & Interior Systems Construction Association.</p> <p>Notice We shall not be liable for incidental and consequential damages, directly or indirectly sustained, nor for any loss caused by application of these goods not in accordance with current printed instructions or for other than the intended use. Our liability is expressly limited to replacement of defective goods. Any claim shall be deemed waived unless made in writing to us within thirty (30) days from date it was or reasonably should have been discovered.</p>
--	--	---

Notice
 The information in this document is subject to change without notice. CGC Inc. or USG Corp. assumes no responsibility for any errors that may inadvertently appear in this document.

IC605/rev. 6-22
 © 2022 USG Corporation and/or its affiliates. All rights reserved. Printed in U.S.A.

TRIM AND COMPONENTS



USG Compasso™ Elite Perimeter Trim
Finish: Black
Summit Healthcare
Architect: Gensler
Photo: ©Tom Sibley, Courtesy of Gensler



USG COMPÄSSO™ STANDARD


PERIMETER TRIMS



USG Compasso™ Standard Perimeter Trim with USG Halcyon™ Acoustical Panels/USG Donn® Brand Fineline® DXF™ Acoustical Suspension System

TO ORDER SAMPLES, GO TO USG.COM OR CGCINC.COM


PAINTED METALS



POWDER-COATED METAL



ANODIZED METAL



TIMBRE™



WOOD TONES* - TEXTURED



CUSTOM COLORS AVAILABLE



*Wood Tones available in profiles up to 8"

FEATURES AND BENEFITS

- Creates free-form ceiling islands or fascias to define space and provide visual impact.
- Available in variable trim heights.
- Made to order; arrives on-site pre-engineered.
- Strong, durable and long-lasting steel construction.

APPLICATIONS

- Interior Applications
- Pods, Islands, and Clouds
- Sloped Ceilings
- Custom Curved Radius and Length
- Quick Ship Straights
- New Construction or Renovation



USG COMPASSO™ STANDARD

PERIMETER TRIMS

ORDER SAMPLES/LITERATURE
 USG: usg.com or samplitt@usg.com
 CGC: contact Sales Representative

TECHNICAL SERVICES
 800.USG.4YOU (874-4968)

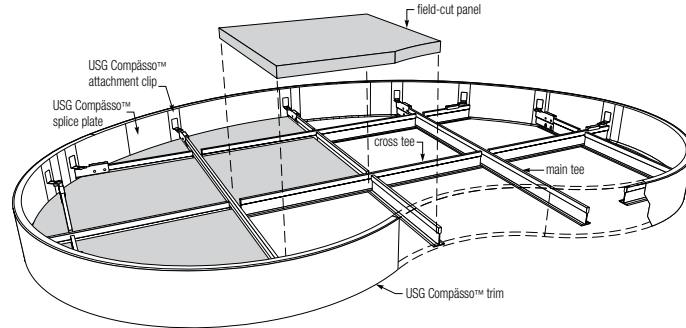
FOR MOST UP-TO-DATE TECHNICAL INFORMATION AND LEED REPORT TOOL
 usgdesignstudio.com
 cgcdesignstudio.com

PRODUCT INFORMATION

Perspective

Materials	Finishes
Steel (10" & 12" Aluminum)	Painted, anodized, plated, powder coated

USG Compasso™ Standard

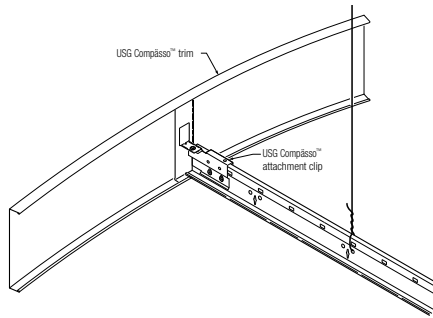


USG Compasso™ Standard

2-1/4"	4"	6"	8"	10"	12"

Attachment Clip

USG Compasso™ Standard



PRODUCT DATA

High Recycled Content

USG classifies High Recycled Content as greater than 50%. Total recycled content is based on product composition of postconsumer and preconsumer (postindustrial) recycled content per FTC guidelines.

Product literature

System guide: IC400
 Data sheet: IC5404
 Warranty: SC2102
 Care and maintenance instructions: IC518
 Installation guide: IC464

Online tools

usgdesignstudio.com or cgcdesignstudio.com

The Timbre finish used on Compasso™ Standard incorporates a coating manufactured by a third party manufacturer which provides a 30-year limited warranty under the circumstances set forth in the warranty. This limited warranty is issued to USG Ceilings Plus, LLC and USG Interiors, LLC ("USG"). In the event our customer experiences a problem with the coating covered by the third party manufacturer's limited warranty, USG will use the information you provide to file a claim under the limited warranty.

- Minimum Radius (2-1/4", 4", 6" and 8") is 18".
- Minimum Radius (10" and 12") is 24".

Notice

The information in this document is subject to change without notice. CGC Inc. or USG Corp. assumes no responsibility for any errors that may inadvertently appear in this document.

IC5404/rev. 10-23

© 2023 USG Corporation and/or its affiliates. All rights reserved. Printed in USA

Manufactured by USG Interiors, LLC
 550 West Adams Street
 Chicago, IL 60661

The trademarks USG, CGC, BLANCO MAT, COMPASSO, DONN, DXF, FINELINE, HALCYON, TIMBRE, IT'S YOUR WORLD. BUILD IT., the USG/CGC logo, the design elements and colors, and related marks are trademarks of USG Corporation or its affiliates.

Safety First! Follow good safety/industrial hygiene practices during installation. Wear appropriate personal protective equipment. Read SDS and literature before specification and installation.



USG C² PAIRED COMPASSO™ CHANNEL ACCENTS



USG C² Paired Compasso™
Channel Accents

FEATURES AND BENEFITS

- Unique, multifunctional ceiling accents combine form and function.
- Easily integrate lighting and signage; can also be used as way-finding devices.
- Available in straight and curved sections; three sizes: 4", 6" and 8".
- Easy to install; suspend from ceiling with hanger wire, cable or rods.

APPLICATIONS

- Interior Applications
- Pods, Islands, and Clouds
- Sloped Installation
- Custom Curved Radius
- Quick Ship Straights
- New Construction or Renovation
- Custom Lighting

TO ORDER SAMPLES, GO TO USG.COM OR CGCINC.COM

PAINTED METALS



Flat White
050

Silver
Satin
002

TIMBRE™



Maple
4010

VG Fir
4011

Red Birch
4012

Golden
Glow Oak
4198

Walnut
4014


Roasted
Chestnut
4197

Cherry
4013

Mahogany
4015

Driftwood
4199

WOOD TONES - TEXTURED



Beech
3810

Dark
Bamboo
3808

Light
Bamboo
3809

Dark
Cherry
3811

Light
Cherry
3812

Maple
3813

Red Oak
3814

Walnut
3815

ANODIZED METALS



Brushed
Aluminum
PIA12

CUSTOM COLORS AVAILABLE



USG C² PAIRED COMPASSO™ CHANNEL ACCENTS

ORDER SAMPLES/LITERATURE
USG: usg.com or samplitt@usg.com
CGC: contact Sales Representative

TECHNICAL SERVICES
800.USG.4YOU (874-4968)

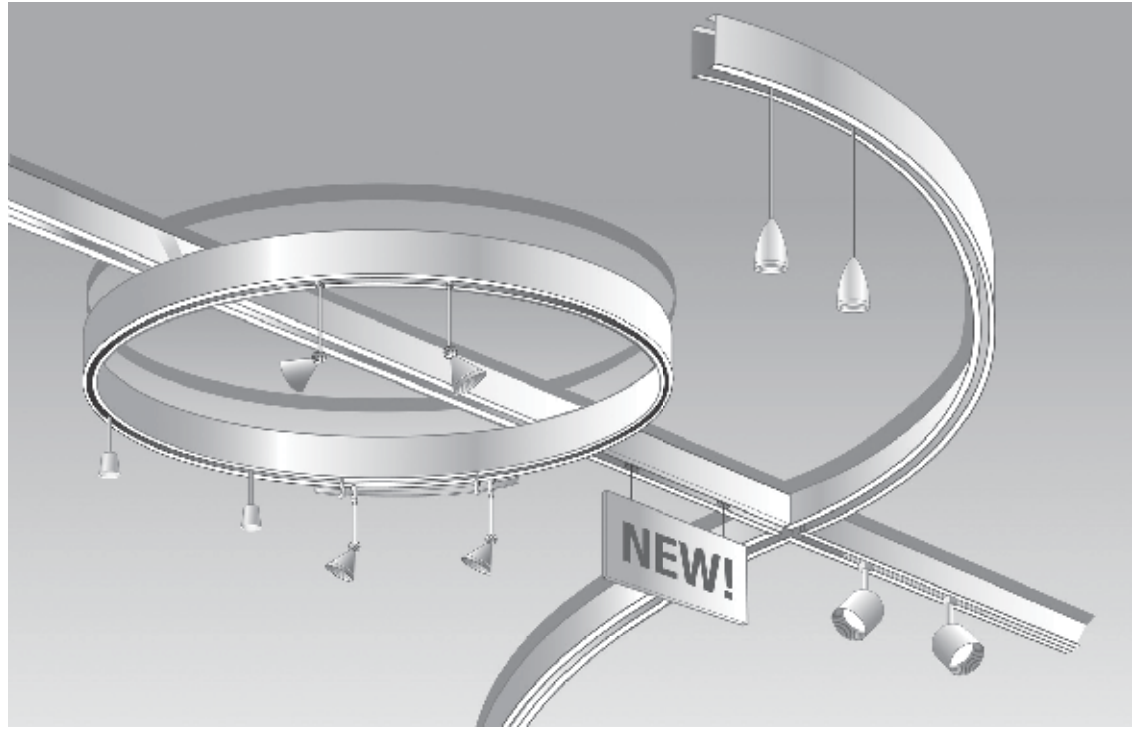
**FOR MOST UP-TO-DATE
TECHNICAL INFORMATION
AND LEED REPORT TOOL**
usgdesignstudio.com
cgcdesignstudio.com

PRODUCT INFORMATION

CUSTOM DESIGNS¹

Pre-engineered—
no field cutting

Materials	Finishes
Painted steel	Flat White (050) and Silver Satin (002) are standard. Timbre™, Wood Tones and custom colors available.



SIZE OPTIONS

Narrow Reveal (5/8")			Wide Reveal (1-3/8")	
4"	6"	8"	6"	8"

PHYSICAL DATA

Product literature

System guide: IC400
Data sheet: IC401
Warranty: SC2102
Care and maintenance: IC518
Installation: IC464

Online tools

usgdesignstudio.com or cgcdesignstudio.com

The Timbre finish used on C² Paired Compasso™ Channel Accents incorporates a coating manufactured by a third party manufacturer which provides a 30-year limited warranty under the circumstances set forth in the warranty. This limited warranty is issued to USG Ceilings Plus, LLC and USG Interiors, LLC ("USG"). In the event our customer experiences a problem with the coating covered by the third party manufacturer's limited warranty, USG will use the information you provide to file a claim under the limited warranty.

Recycled content

USG C² Paired Compasso™ Channel Accents:
25% recycled content.

Notes

- Lighting is supplied by others.
- Minimum radius is 18".

Notice

The information in this document is subject to change without notice. CGC Inc. or USG Corp. assumes no responsibility for any errors that may inadvertently appear in this document.

IC401/rev. 10-23

© 2023 USG Corporation and/or its affiliates. All rights reserved. Printed in U.S.A.

Manufactured by
USG Interiors, LLC
550 West Adams Street
Chicago, IL 60661

The trademarks USG, CGC, COMPASSO, IT'S YOUR WORLD. BUILD IT., the USG/CGC logo, the design elements and colors, and related marks are trademarks of USG Corporation or its affiliates.

Safety First! Follow good safety/industrial hygiene practices during installation. Wear appropriate personal protective equipment. Read SDS and literature before specification and installation.

USG COMPÄSSO™ ELITE

EXTRUDED ALUMINUM PERIMETER TRIMS

USG Compässo™ Elite Perimeter Trim with USG Halcyon™ Acoustical Panels/USG Donn® Brand Fineline® DXF™ Acoustical Suspension System

TO ORDER SAMPLES, GO TO USG.COM OR CGCINC.COM

POWDER-COATED METAL



Flat White
050



Silver Satin
002



Flat Black
205



Powder
White 3767

PAINTED METAL



Coordinating
Blanco Mat®
4245

CUSTOM COLORS AVAILABLE



FEATURES AND BENEFITS

- Creates free-form ceiling islands or fascias to define space and provide visual impact.
- Available in variable trim heights.
- Made to order; arrives on-site pre-engineered.
- Strong, durable and long-lasting extruded aluminum construction.
- Compässo™ Elite for DXI™ available (straight only).
- Compässo™ Elite for DXI™ is recommended for use with full-size ceiling panels only.

APPLICATIONS

- Interior Applications
- Pods, Islands, and Clouds
- Sloped Ceilings
- Custom Curved Radius and Length
- Quick Ship Straights
- New Construction or Renovation

USG COMPASSO™ ELITE

EXTRUDED ALUMINUM PERIMETER TRIMS

ORDER SAMPLES/LITERATURE
 USG: usg.com or samplitt@usg.com
 CGC: contact Sales Representative

TECHNICAL SERVICES
 800.USG.4YOU (874-4968)

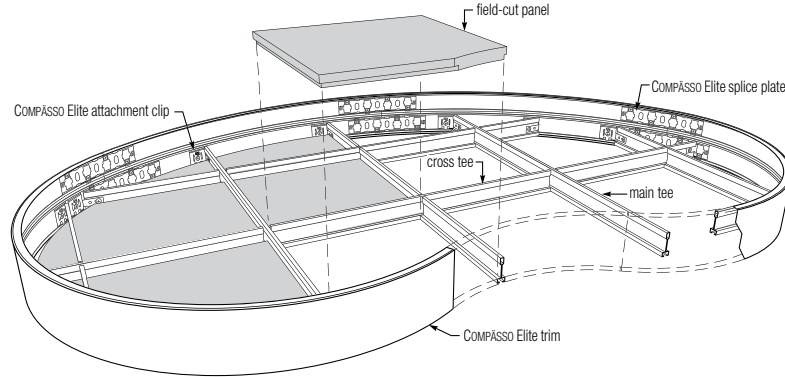
FOR MOST UP-TO-DATE TECHNICAL INFORMATION AND LEED REPORT TOOL
 usgdesignstudio.com
 cgcdesignstudio.com

PRODUCT INFORMATION

Perspective

Materials	Finishes
Extruded Aluminum	Painted, powder coated

USG Compasso™ Elite



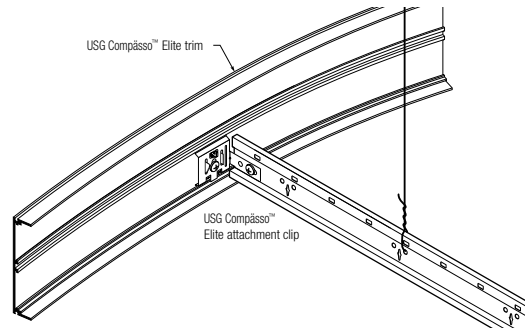
USG Compasso™ Elite and USG Compasso™ Elite for DXI™

2"	4"	6"	8"	10"
	<p>for DXI</p>	<p>for DXI</p>	<p>for DXI</p>	

USG Compasso™ Elite for DXI™ available in 4", 6" and 8", straight only.

Attachment Clip

USG Compasso™ Elite



Low Emissions (VOC)

CDPH 01350 v1.2-2017 compliance on select finishes, see usg.com for more details and documentation.

High Recycled Content

USG classifies High Recycled Content as greater than 50%. Total recycled content is based on product composition of postconsumer and preconsumer (postindustrial) recycled content per FTC guidelines.

PHYSICAL DATA

Product literature

System brochure: IC400
 Data sheet: IC309
 Warranty: SC2102

Online tools

usgdesignstudio.com or cgcdesignstudio.com

Recycled content

See the USG Sustainability Tool on usgdesignstudio.com or cgcdesignstudio.com.

- Minimum radius is 18".

Notice

The information in this document is subject to change without notice. CGC Inc. or USG Corp. assumes no responsibility for any errors that may inadvertently appear in this document.

IC309/rev. 10-23

© 2023 USG Corporation and/or its affiliates. All rights reserved. Printed in USA

Manufactured by USG Interiors, LLC
 550 West Adams Street
 Chicago, IL 60661

The trademarks USG, CGC, COMPASSO, DONN, DXI, DXF, FINELINE, HALCYON, IT'S YOUR WORLD, BUILD IT., the USG/CGC logo, the design elements and colors, and related marks are trademarks of USG Corporation or its affiliates.

Safety First! Follow good safety/industrial hygiene practices during installation. Wear appropriate personal protective equipment. Read SDS and literature before specification and installation.



USG COMPÄSSO™ SLIM PERIMETER TRIMS

USG Compasso™ Slim
Perimeter Trim

TO ORDER SAMPLES, GO TO USG.COM OR CGCINC.COM

PAINTED FINISHES



Flat White
050



Silver Satin
002

POWDER-COATED FINISH



Powder
White
3767

CUSTOM COLORS AVAILABLE



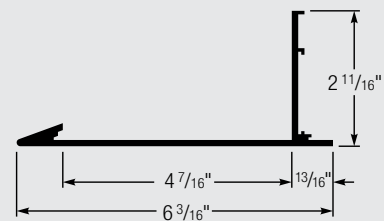
FEATURES AND BENEFITS

- Creates a wide, low-profile, “picture frame” edge detail.
- Dramatically frames ceiling islands.
- An innovative alternative to traditional perimeter trim.
- Extruded aluminum with durable Flat White painted or powder-coated finish.
- Precision-engineered to fit USG Donn® Brand DX®, Centricitee™ DXT™, Identitee® DXI™ and Finline® DXF™/DXFF™ suspension systems.
- Compatible with Square (SQ), Shadowline (SL) and Finline (FL) acoustical panel edge profiles and drywall suspension systems.

APPLICATIONS

- Interior Applications
- Pods, Islands, and Clouds
- Sloped Ceilings
- Quick Ship Straights and Corners
- New Construction or Renovation

Section Detail



USG COMPASSO™ SLIM PERIMETER TRIMS

ORDER SAMPLES/LITERATURE
 USG: usg.com or samplitt@usg.com
 CGC: contact Sales Representative

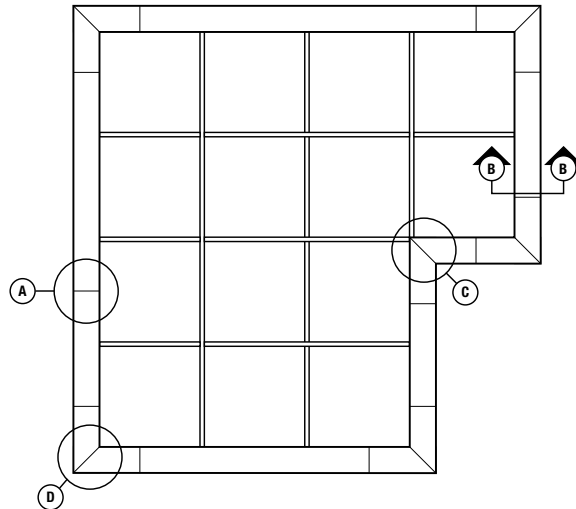
TECHNICAL SERVICES
 800.USG.4YOU (874-4968)

FOR MOST UP-TO-DATE TECHNICAL INFORMATION AND LEED REPORT TOOL
 usgdesignstudio.com
 cgcdesignstudio.com

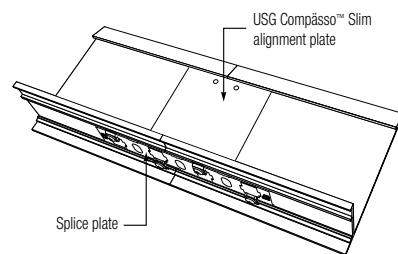
PRODUCT INFORMATION

Reflected Plan

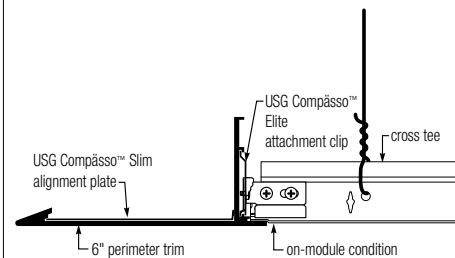
Materials	Finishes
Extruded aluminum	Baked-on polyester paint or powder-coated finish. Custom colors available.



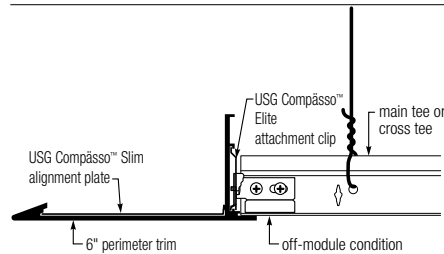
A. Splice Assembly



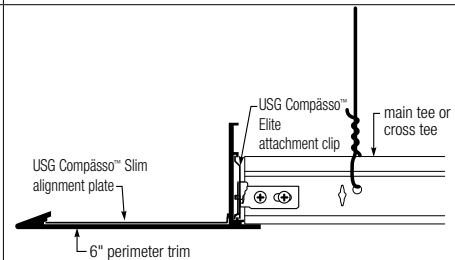
B. Edge Detail – USG Donn® Brand DX® and Centricitee™, Full Module, at Cross Tees



B. Edge Detail – USG Donn® Brand DX® and Centricitee™, Full and Partial Module

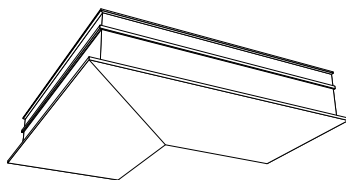


B. Edge Detail – USG Donn® Brand Fineline™ Full and Partial Module

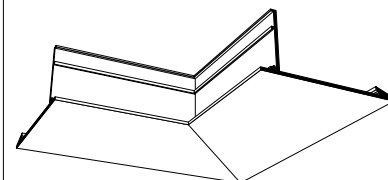


Corner Assembly

C. Inside Corner



D. Outside Corner



Low Emissions (VOC)
 CDPH 01350 v1.2-2017 compliance on select finishes, see usg.com for more details and documentation.

PHYSICAL DATA

Notice
 The information in this document is subject to change without notice. CGC Inc. or USG Corp. assumes no responsibility for any errors that may inadvertently appear in this document.

Product literature
 Data sheet: IC538
 Warranty SC2102
 Care and maintenance Instructions: IC518
 Installation guide IC464
 Systems guide: IC400

Light Reflectance
 Flat White .80 LR

Online tools
 usgdesignstudio.com or cgcdesignstudio.com

Drywall Suspension Systems
 For USG Compasso™ Slim Perimeter Trim with drywall suspension applications, use the USG Compasso™ Elite Celebration™ Snap-In Clip with the USG Drywall Suspension System.

Recycled content
 ≤ 50% recycled content; 100% recyclable.

IC538/rev. 6-22
 © 2022 USG Corporation and/or its affiliates. All rights reserved. Printed in U.S.A.

Manufactured by USG Interiors, LLC
 550 West Adams Street
 Chicago, IL 60661

The trademarks USG, CGC, CELEBRATION, CENTRICITEE, COMPASSO, DONN, DX, DXF, DXFF, DXI, DXL, DXT, FINELINE, IDENTITEE, IT'S YOUR WORLD. BUILD IT, the USG/CGC logo, the design elements and colors, and related marks are trademarks of USG Corporation or its affiliates.

Safety First! Follow good safety/industrial hygiene practices during installation. Wear appropriate personal protective equipment. Read SDS and literature before specification and installation.



USG COMPÄSSO™ ELITE FOR DRYWALL

EXTRUDED PERIMETER TRIMS

USG Compasso™ Elite for Drywall
with USG Sheetrock® Brand
Ensemble® Four-Sided Panels

TO ORDER SAMPLES, GO TO USG.COM OR CGCINC.COM

USG COMPÄSSO™ ELITE FOR DRYWALL FINISH



Primer White

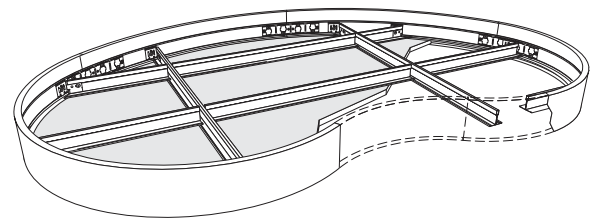
FEATURES AND BENEFITS

- USG Compasso™ Elite for Drywall is an extruded aluminum trim for creating drywall ceiling fascias.
- Easier to install than conventional drywall fascias.
- Available in 2-1/2", 4", 6" and 8" trim heights.
- Can be ordered in standard 10' lengths or custom engineered curves.
- Integrated taping flange for a clean, finished edge.
- Designed for 5/8" thick gypsum board.
- Works with USG Compasso™ Elite splice plates.
- Primer White can be field painted or sprayed with the USG Ensemble™ Spray Applied Finish to match the adjacent ceiling.

APPLICATIONS

- Interior Applications
- Pods, Islands, and Clouds
- Sloped Ceilings
- Custom Curved Radius and Length
- Quick Ship Straights
- New Construction

Perspective



USG COMPASSO™ ELITE FOR DRYWALL

EXTRUDED PERIMETER TRIMS

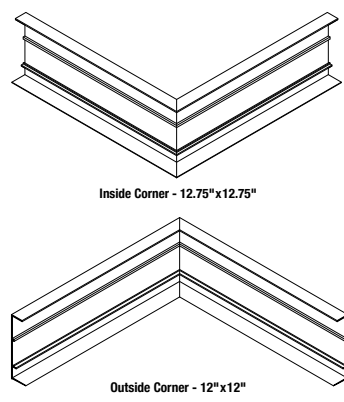
ORDER SAMPLES/LITERATURE
 USG: usg.com or samplitt@usg.com
 CGC: contact Sales Representative

TECHNICAL SERVICES
 800.USG.4YOU (874-4968)

FOR MOST UP-TO-DATE
 TECHNICAL INFORMATION
 AND LEED REPORT TOOL
 usgdesignstudio.com
 cgcdesignstudio.com

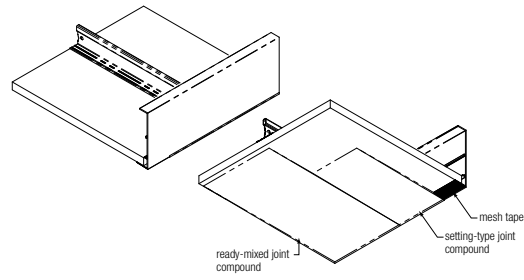
COMPONENTS

Trim Profiles
 Item #

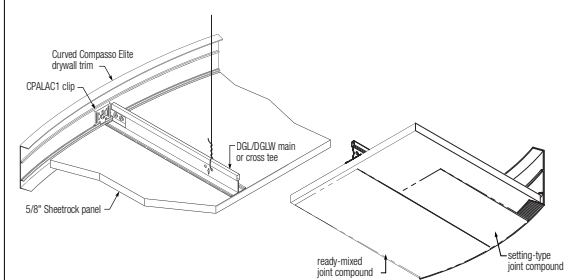
				Materials	Length	Finish
				Extruded aluminum alloy	10'	Factory-applied, baked-on polyester conversion coat
2-1/2"	4"	6"	8"	Factory-Welded Corners		
CPALDWJT2510	CPALDWJT410	CPALDWJT610	CPALDWJT810			

USG COMPASSO™ ELITE DRYWALL TRIM INSTALLATION

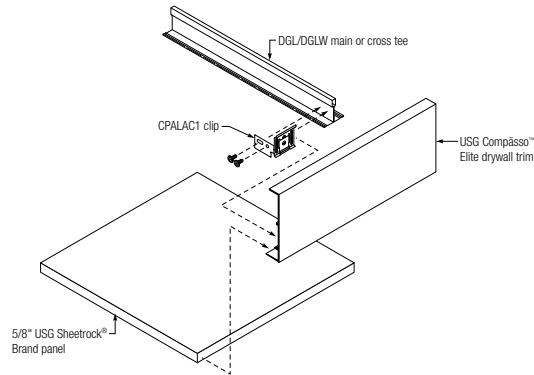
USG Compasso™ Elite Drywall Trim Assembly Isometric views from above and below



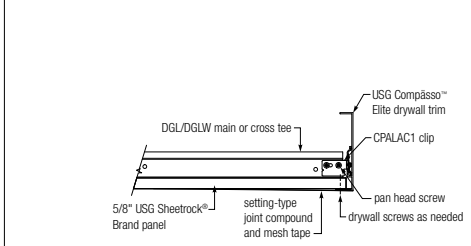
Curved Compasso™ Elite Drywall Trim Assembly isometric views from above and below



USG Compasso™ Elite Drywall Trim Assembly exploded view



USG Compasso™ Elite Drywall Trim Assembly



Low Emissions (VOC)

CDPH 01350 v1.2-2017 compliance on select finishes, see usg.com for more details and documentation.

FINISHING RECOMMENDATIONS

1. Apply the bed and tape coat using USG Sheetrock Brand Easy Sand Joint Compound and USG Sheetrock Brand Paper Joint Tape.
2. Apply the fill coat using USG Sheetrock® Brand Easy Sand™ Joint Compound or USG Sheetrock® Brand Joint Compound.
3. Apply the finish coat using USG Sheetrock® Brand Joint Compound.

Note

Use USG Compasso™ Elite splice plates for joining pieces together.

PHYSICAL DATA

Product literature

Data sheet: AC3317
 Installation guide: IC624
 Warranty: SC2102
 Care and Maintenance Instructions: IC518
 Trim Systems Design Guide

Online tools

usgdesignstudio.com or cgcdesignstudio.com

Recycled content

For details, see the LEED report tool at usgdesignstudio.com or cgcdesignstudio.com

Material

Extruded aluminum alloy

Notice

We shall not be liable for incidental and consequential damages, directly or indirectly sustained, nor for any loss caused by application of these goods not in accordance with current printed instructions or for other than the intended use. Our liability is expressly limited to replacement of defective goods. Any claim shall be deemed waived unless made in writing to us within thirty (30) days from date it was or reasonably should have been discovered.

- Minimum radius is 18".

Notice

The information in this document is subject to change without notice. CGC Inc. or USG Corp. assumes no responsibility for any errors that may inadvertently appear in this document.

AC3317/rev. 10-23

© 2023 USG Corporation and/or its affiliates. All rights reserved. Printed in U.S.A.

Manufactured by USG Interiors, LLC
 550 West Adams Street
 Chicago, IL 60661

The trademarks USG, CGC, COMPASSO, SHEETROCK, IT'S YOUR WORLD. BUILD IT., the USG/CGC logo, the design elements and colors, and related marks are trademarks of USG Corporation or its affiliates.

Safety First! Follow good safety/industrial hygiene practices during installation. Wear appropriate personal protective equipment. Read SDS and literature before specification and installation.

USG COMPÄSSO™ ELITE FOR USG ENSEMBLE® ACOUSTICAL DRYWALL CEILING SYSTEM

EXTRUDED PERIMETER TRIMS - STRAIGHT



McDonald's Headquarters
Architect: IA Interior Architects
Photo: ©Garrett Rowland

TO ORDER SAMPLES, GO TO USG.COM OR CGCINC.COM

USG COMPÄSSO™ ELITE FOR DRYWALL COLORS



Primer White

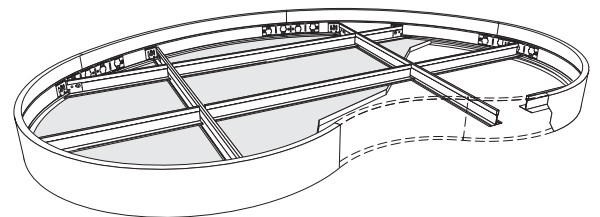
FEATURES AND BENEFITS

- USG Compasso™ Elite for Drywall is an extruded aluminum trim for creating drywall ceiling fascias on USG Ensemble® Ceiling Systems.
- Easier to install than conventional drywall fascias.
- Available in 2-1/2", 4", 6" and 8" trim heights.
- Can be ordered in standard 10' lengths or custom engineered curves.
- Integrated taping flange for a clean, finished edge.
- Designed to integrate with 5/8" USG Sheetrock® Brand Ensemble® Four-Sided Taper™ Panels.
- Works with USG Compasso™ Elite splice plates.
- Primer White must be field painted or sprayed with the USG Ensemble™ Spray Applied Finish to achieve desired look.

APPLICATIONS

- Interior Applications
- Pods, Islands, and Clouds
- Sloped Ceilings
- Custom Curved Radius and Length
- Quick Ship Straights
- New Construction

Perspective



USG COMPASSO™ ELITE FOR USG ENSEMBLE® ACOUSTICAL DRYWALL CEILING SYSTEM

EXTRUDED PERIMETER TRIMS - STRAIGHT

ORDER SAMPLES/LITERATURE
USG: usg.com or samplitt@usg.com
CGC: contact Sales Representative

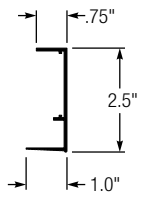
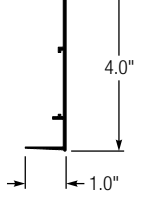
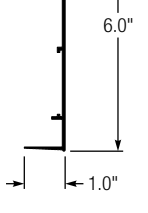
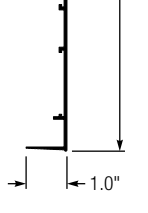
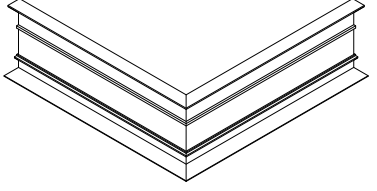
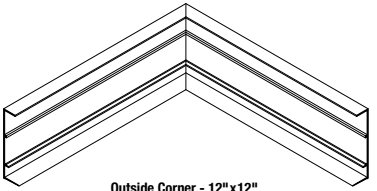
TECHNICAL SERVICES
800.USG.4YOU (874-4968)

FOR MOST UP-TO-DATE
TECHNICAL INFORMATION
AND LEED REPORT TOOL
usgdesignstudio.com
cgcdesignstudio.com

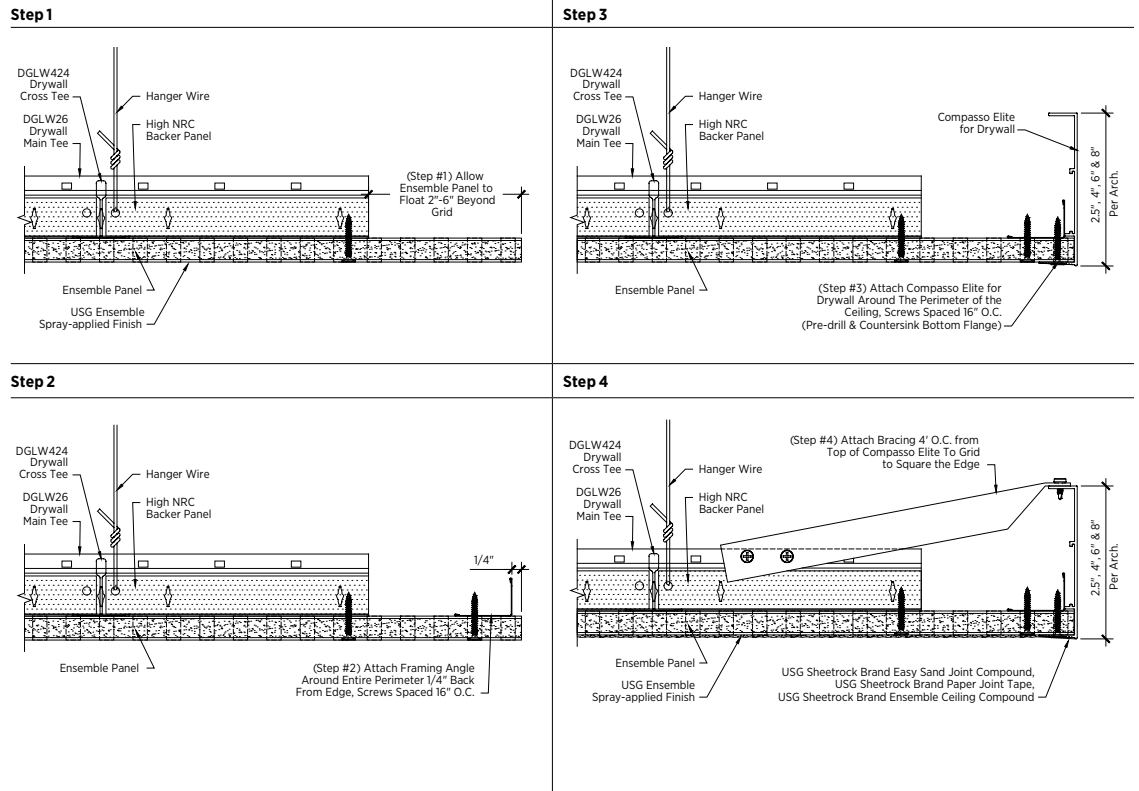
COMPONENTS

Trim Profiles

Item #

	Materials				Length	Finish
	Extruded aluminum alloy				10'	Factory-applied, baked-on polyester conversion coat
	2-1/2"	4"	6"	8"		Factory-Welded Corners
	CPALDWJT2510	CPALDWJT410	CPALDWJT610	CPALDWJT810		
						 Inside Corner - 12.75" x 12.75"  Outside Corner - 12" x 12"

USG COMPASSO™ ELITE DRYWALL TRIM INSTALLATION FOR USG ENSEMBLE® CEILING SYSTEM



FINISHING RECOMMENDATIONS

1. Apply the bed and tape coat using USG Sheetrock Brand Easy Sand Joint Compound and USG Sheetrock Brand Paper Joint Tape.
2. Apply the fill coat using USG Sheetrock® Brand Easy Sand™ Joint Compound or USG Sheetrock® Brand Ensemble™ Ceiling Compound.
3. Apply the finish coat using USG Sheetrock® Brand Ensemble™ Ceiling Compound.

Note

Use USG Compasso™ Elite splice plates for joining pieces together.

Product literature

Data sheet: AC290391 and AC3317
Installation guide: IC624
Warranty: SC2102
Care and Maintenance Instructions: IC518
Trim Systems Design Guide

Online tools

usgdesignstudio.com or cgcdesignstudio.com

Recycled content

For details, see the LEED report tool at usgdesignstudio.com or cgcdesignstudio.com

Material

Extruded aluminum alloy

Notice

We shall not be liable for incidental and consequential damages, directly or indirectly sustained, nor for any loss caused by application of these goods not in accordance with current printed instructions or for other than the intended use. Our liability is expressly limited to replacement of defective goods. Any claim shall be deemed waived unless made in writing to us within thirty (30) days from date it was or reasonably should have been discovered.

- Minimum radius is 18".

PHYSICAL DATA

Notice

The information in this document is subject to change without notice. CGC Inc. or USG Corp. assumes no responsibility for any errors that may inadvertently appear in this document.

AC290391/rev. 10-23

© 2023 USG Corporation and/or its affiliates. All rights reserved. Printed in U.S.A.

Manufactured by USG Interiors, LLC
550 West Adams Street
Chicago, IL 60661

The trademarks USG, CGC, COMPASSO, ENSEMBLE, EASY SAND, SHEETROCK, IT'S YOUR WORLD. BUILD IT., the USG/CGC logo, the design elements and colors, and related marks are trademarks of USG Corporation or its affiliates.

Safety First! Follow good safety/industrial hygiene practices during installation. Wear appropriate personal protective equipment. Read SDS and literature before specification and installation.



USG COMPÄSSO™ ELITE TRANSITIONS

USG Compässon™ Elite DAS
Transitions Trim with
USG Mars™ Acoustical Panels/
USG Donn® Brand Identitee® DXI™
Acoustical Suspension System

TO ORDER SAMPLES, GO TO USG.COM OR CGCINC.COM

Other colors available by special order.

PAINTED COLORS



Flat White
050

CUSTOM COLORS AVAILABLE

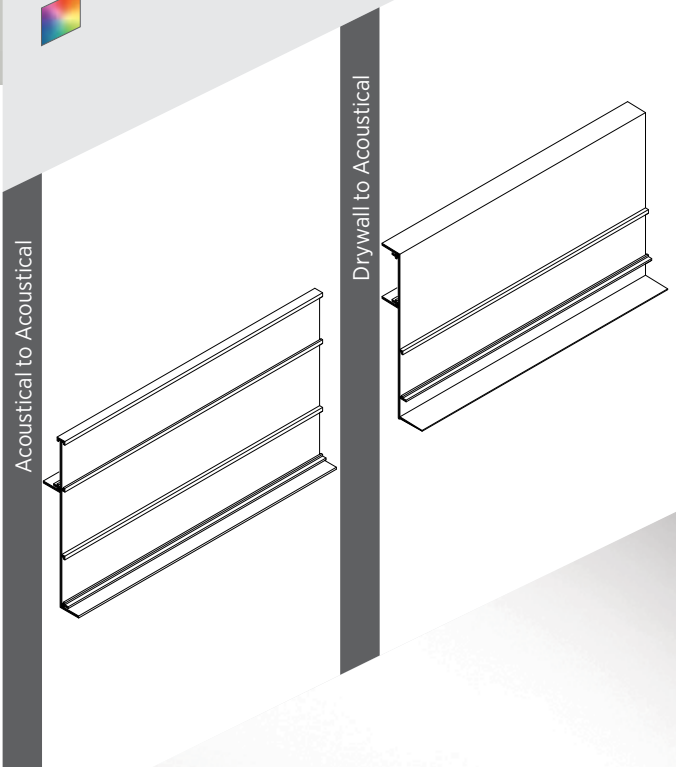


FEATURES AND BENEFITS

- USG Compässon™ Elite Transitions are extruded aluminum trims for creating elevation change fascias between differing ceiling planes.
- Easier to install than conventional drywall fascias.
- Available for drywall lower to acoustical upper and acoustical to acoustical ceiling transitions.
- Drywall transition has an integrated taping flange for a clean, finished edge.
- Designed for 5/8" thick gypsum board.
- Compatible with all USG Donn® Brand Suspension Systems and USG Drywall Suspension Systems.
- Works with USG Compässon™ Elite attachment clips and splice plates.

APPLICATIONS

- Interior Applications
- Wall to Wall Ceilings
- Quick Ship Straights
- New Construction



USG COMPASSO™ ELITE TRANSITIONS

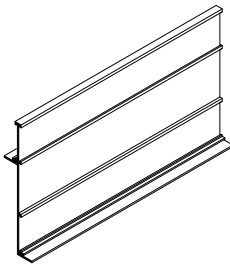
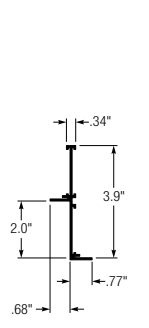
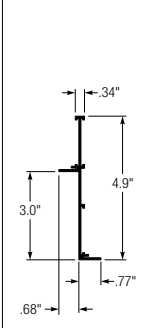
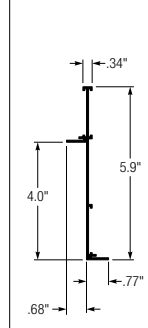
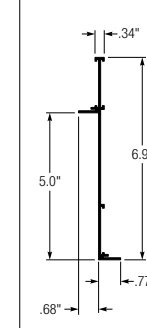
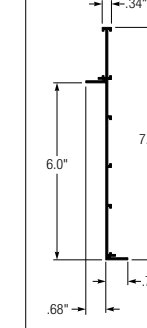
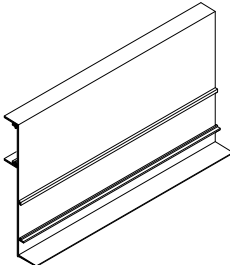
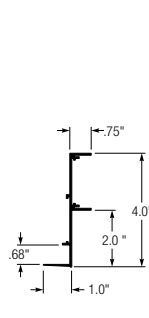
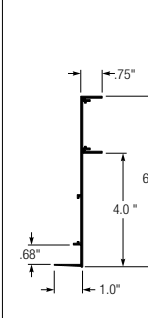
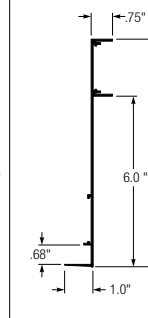

ORDER SAMPLES/LITERATURE
 USG: usg.com or samplitt@usg.com
 CGC: contact Sales Representative

TECHNICAL SERVICES
 800.USG.4YOU (874-4968)

FOR MOST UP-TO-DATE
 TECHNICAL INFORMATION
 AND LEED REPORT TOOL
 usgdesignstudio.com
 cgcdesignstudio.com

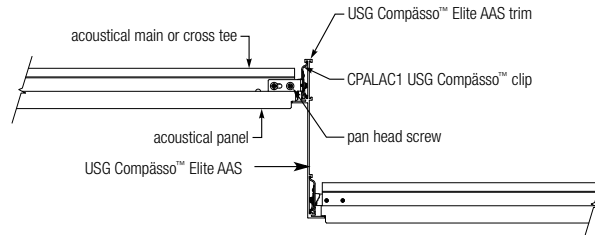
PRODUCT INFORMATION

TRIM PROFILES

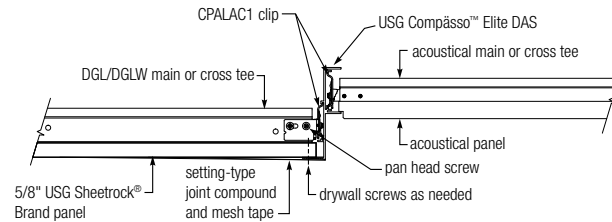
Materials	Length	Finishes			
Extruded aluminum alloy	10 ft.	Factory-applied powder-coated polyester finish			
USG Compasso™ Elite AAS Acoustical to Acoustical	2" - ALSFTACAC210	3" - ALSFTACAC310	4" - ALSFTACAC410	5" - ALSFTACAC510	6" - ALSFTACAC610
					
USG Compasso™ Elite DAS Drywall Lower to Acoustical Upper	2" - ALSFTDWAC210	4" - ALSFTDWAC410	6" - ALSFTDWAC610	Available Factory-Welded Corners	
					

ATTACHMENT DETAILS

USG Compasso™ Elite AAS



USG Compasso™ Elite DAS



Important:

Taping flange must be lightly sanded before applying joint compound. For complete installation instructions, refer to *USG Compasso™ Elite Transitions Installation Guide* (IC624).

Low Emissions (VOC)

CDPH 01350 v1.2-2017 compliance on select finishes, see usg.com for more details and documentation.

PHYSICAL DATA

Notice

The information in this document is subject to change without notice. CGC Inc. or USG Corp. assumes no responsibility for any errors that may inadvertently appear in this document.

IC623/rev. 10-23

© 2023 USG Corporation and/or its affiliates. All rights reserved. Printed in U.S.A.

Product literature

Data sheet: IC623
 Installation guide: IC624
 Warranty SC2102
 Care and maintenance instructions: IC518
 Trim systems design guide

Online tools

usgdesignstudio.com or cgcdesignstudio.com

Material

Extruded aluminum alloy.

Manufactured by USG Interiors, LLC
 550 West Adams Street
 Chicago, IL 60661

The trademarks USG, CGC, COMPASSO, DONN, DXI, IDENTITEE, MARS, SHEETROCK, IT'S YOUR WORLD, BUILD IT, the USG/CGC logo, the design elements and colors, and related marks are trademarks of USG Corporation or its affiliates.

Safety First! Follow good safety/industrial hygiene practices during installation. Wear appropriate personal protective equipment. Read SDS and literature before specification and installation.



USG COMPÄSSO™ ELITE

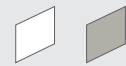
PERIMETER TRIMS WITH ISLAND ACCENT LIGHTING



USG Compasso™ Elite Perimeter Trim with USG Pixels® Panels

TO ORDER SAMPLES, GO TO USG.COM OR CGCINC.COM

PAINTED METALS



Flat White 050 Silver Satin 002

CUSTOM COLORS AVAILABLE



FEATURES AND BENEFITS

- Creates free-form ceiling islands with uplighting.
- Accommodates GE's Accent lighting modules.
- Available on all engineered USG Compasso™ Elite designs.
- Unique flexible track accommodates curved island designs.
- Proprietary clip attaches to USG Compasso™ Elite trim and provides cradle track and lights with exact angle for optimal lighting results.
- Designed together to work together.
- Available with USG Compositions® Decorative Clouds.

APPLICATIONS

- Interior Applications
- Pods, Islands, and Clouds
- Sloped Ceilings
- Custom Curved Radius and Length
- Quick Ship Straights
- New Construction or Renovation



USG COMPASSO™ ELITE

PERIMETER TRIMS WITH ISLAND ACCENT LIGHTING

ORDER SAMPLES/LITERATURE
 USG: usg.com or samplitt@usg.com
 CGC: contact Sales Representative

TECHNICAL SERVICES
 800.USG.4YOU (874-4968)

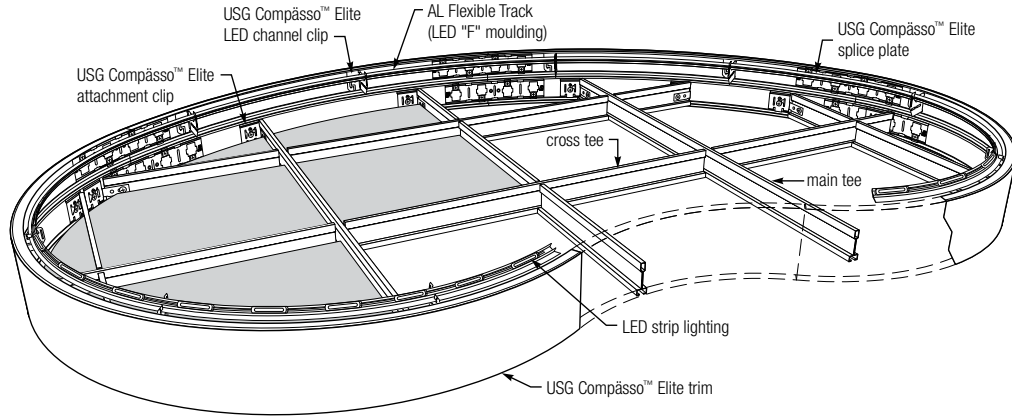
FOR MOST UP-TO-DATE TECHNICAL INFORMATION AND LEED REPORT TOOL
 usgdesignstudio.com
 cgcdesignstudio.com

PRODUCT INFORMATION

Finishes

Standard colors, Advantage colors and custom colors

PERSPECTIVE



Trim Profiles Elite

4"	6"	8"	10"

Attachment Clip

Clip and Track	USG Compasso® Elite Accent Lighting Assembly

ACCENT LIGHTING OPTION

AL Clip	AL Flexible Track	AL Lighting
		Available from GE. GE LED Accent-Gen 2

PHYSICAL DATA

Product literature

System brochure: IC400
 Data sheet: IC612
 Warranty: SC2102
 Care and maintenance instructions: IC518
 Installation guide: IC464
 Trim systems design guide

Online tools

usgdesignstudio.com or cgcdesignstudio.com

Recycled content

See the USG Sustainability Tool on usg.com or cgcin.com.

- Minimum radius is 18".

Notice

The information in this document is subject to change without notice. CGC Inc. or USG Corp. assumes no responsibility for any errors that may inadvertently appear in this document.

IC612/rev. 10-23


© 2023 USG Corporation and/or its affiliates. All rights reserved. Printed in U.S.A.

Manufactured by USG Interiors, LLC
 550 West Adams Street
 Chicago, IL 60661

The trademarks USG, CGC, COMPASSO, COMPOSITIONS, PIXELS, IT'S YOUR WORLD. BUILD IT., the USG/CGC logo, the design elements and colors, and related marks are trademarks of USG Corporation or its affiliates.

Safety First! Follow good safety/industrial hygiene practices during installation. Wear appropriate personal protective equipment. Read SDS and literature before specification and installation.

COMPÄSSO™ ELITE BUILDING PERIMETER SYSTEMS: CURTAIN POCKETS



TO ORDER SAMPLES, GO TO USG.COM OR CGCINC.COM

PAINTED METAL



Flat White
050

FEATURES AND BENEFITS

- High aesthetic appeal for integrating utilities at building perimeters .
- Fast efficient installation with multiple mounting options.
- Made with the precision of extruded aluminum.
- Seamless integration with USG Ceiling Systems.

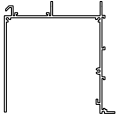
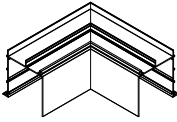
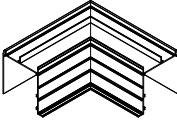
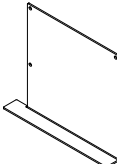
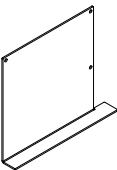
APPLICATIONS

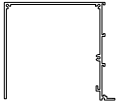
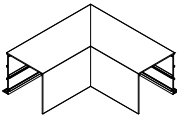
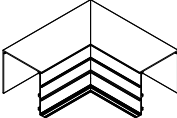
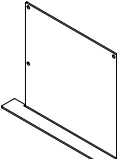
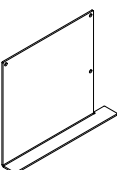
- Interior Applications
- Wall to Wall Ceilings
- Wall Applications
- New Construction


COMPÄSSO™ ELITE BUILDING PERIMETER SYSTEMS: CURTAIN POCKETS

ORDER SAMPLES/LITERATURE
USG: usg.com or samplitt@usg.com
CGC: contact Sales Representative
TECHNICAL SERVICES
800 USG.4YOU (874-4968)

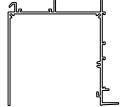
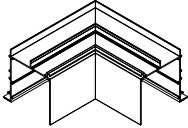
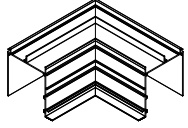
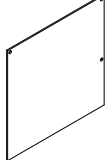
FOR MOST UP-TO-DATE
**TECHNICAL INFORMATION
AND LEED REPORT TOOL**
usgdesignstudio.com
cgcdesignstudio.com

3-Sided Curtain Pocket with Acoustical Flange with Integrated Framing Channel				
Item	Description	Size	Length	
277996	3-Sided Pocket with Acoustical Flange	5" x 5" x 5"	120"	
277997	Outside Corner with Acoustical Flange	12" x 5" x 12"	12"	
277998	Inside Corner with Acoustical Flange	12" x 5" x 12"	12.75"	
278071	Right Hand End Cap with Acoustical Flange	5" x 5"		
278072	Left Hand End Cap with Acoustical Flange	5" x 5"		

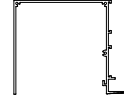
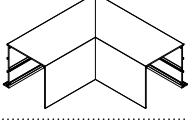
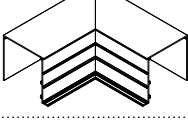
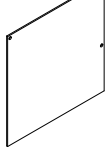
3-Sided Curtain Pocket with Acoustical Flange for Traditional Metal Framing				
Item	Description	Size	Length	
278001	3-Sided Pocket with Acoustical Flange	5" x 5" x 5"	120"	
278002	Outside Corner with Acoustical Flange	12" x 5" x 12"	12"	
278003	Inside Corner with Acoustical Flange	12" x 5" x 12"	12.75"	
278071	Right Hand End Cap with Acoustical Flange	5" x 5"		
278072	Left Hand End Cap with Acoustical Flange	5" x 5"		

 **Low Emissions (VOC)**
CDPH 01350 v1.2-2017 compliance on select finishes, see usg.com for more details and documentation.


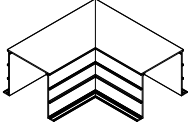
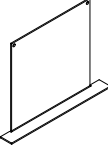
3-Sided Curtain Pocket with Drywall Flange with Integrated Framing Channel


Item	Description	Size	Length	
278008	3-Sided Pocket with Drywall Flange	5" x 5" x 5"	120"	
278009	Outside Corner with Drywall Flange	12" x 5" x 12"	12"	
278010	Inside Corner with Drywall Flange	12" x 5" x 12.75"	12"	
278000	End Cap for Drywall Flange	5" x 5"		

3-Sided Curtain Pocket with Drywall Flange for Traditional Metal Framing

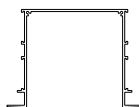
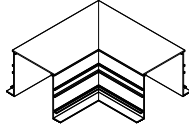
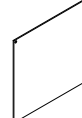
278014	3-Sided Pocket with Drywall Flange	5" x 5" x 5"	120"	
278015	Outside Corner with Drywall Flange	12" x 5" x 12"	12"	
278031	Inside Corner with Drywall Flange	12" x 5" x 12"	12.75"	
278000	End Cap for Drywall Flange	5" x 5"		

3-Sided Curtain Pocket with Dual Acoustical Flanges for Traditional Metal Framing

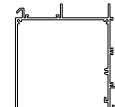
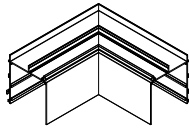
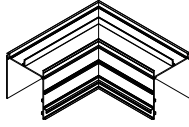
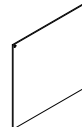
278032	3-Sided Pocket with Dual Acoustical Flanges	5" x 5" x 5"	120"	
278070	Interchangeable Corner with Dual Acoustical Flange	12" x 5" x 12"	12"	
278034	End Cap for Dual Acoustical Flanges	5" x 5"		

 **Low Emissions (VOC)**
CDPH 01350 v1.2-2017 compliance on select finishes, see usg.com for more details and documentation.

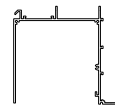
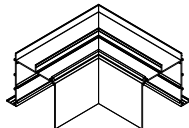
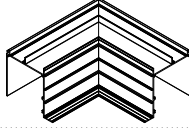
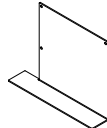
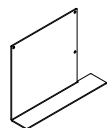
3-Sided Curtain Pocket with Dual Drywall Flanges for Traditional Metal Framing

Item	Description	Size	Length	
278035	3-Sided Pocket with Dual Drywall Flanges	5" x 5" x 5"	120"	
278069	Interchangeable Corner with Dual Drywall Flanges	12" x 5" x 12"	12"	
278033	End Cap for Dual Drywall Flanges	5" x 5"		

3-Sided Curtain Pocket with Extension Connector Flange with Integrated Framing Channel

278047	3-Sided Pocket with Extension Connector Flange	5" x 5" x 5"	120"	
278048	Outside Corner with Extension Connector Flange	12" x 5" x 12"	12"	
278049	Inside Corner with Extension Connector Flange	12" x 5" x 12"	12.75"	
278011	End Cap for Extension Connector Flange	5" x 5"		

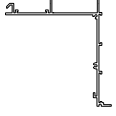


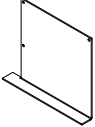
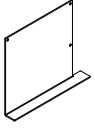
3-Sided Curtain Pocket with Acoustical Flange with Integrated Framing Channel

278616	3-Sided Seismic Pocket with Acoustical Flange	5" x 5" x 5"	120"	
278617	Seismic Outside Corner with Acoustical Flange	12" x 5" x 12"	12"	
278618	Seismic Inside Corner with Acoustical Flange	12" x 5" x 12"	12.75"	
278619	Seismic Right-Hand End Cap with Acoustical Flange	5" x 5"		
278620	Seismic Left-Hand End Cap with Acoustical Flange	5" x 5"		

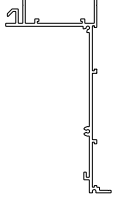


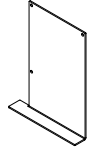
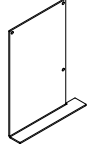
**Low Emissions (VOC)**


CDPH 01350 v1.2-2017 compliance on select finishes, see usg.com for more details and documentation.

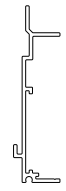
2-Sided Curtain Pocket with Acoustical Flange with Integrated Framing Channel

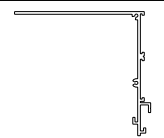
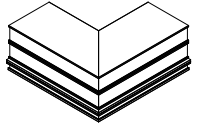
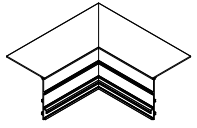
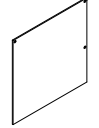
278036	2-Sided Pocket with Acoustical Flange	5" x 5" x 5"	120"	
278044	Outside Corner with Acoustical Flange	12" x 5" x 12"	12"	
278045	Inside Corner with Acoustical Flange	12" x 5" x 12"	12.75"	
278071	Right Hand End Cap with Acoustical Flange	5" x 5"		
278072	Left Hand End Cap with Acoustical Flange	5" x 5"		




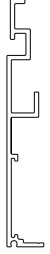
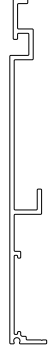

2-Sided Curtain Pocket with Acoustical Flange with Integrated Framing Channel

Item	Description	Size	Length	
278046	2-Sided Pocket with Acoustical Flange	3" x 6"	120"	
278068	Outside Corner with Acoustical Flange	12" x 6" x 12"	12"	
278067	Inside Corner with Acoustical Flange	12" x 6" x 12"	12.75"	
278013	Right Hand End Cap with Acoustical Flange	3" x 6"		
277999	Left Hand End Cap with Acoustical Flange	3" x 6"		

 **Low Emissions (VOC)**
CDPH 01350 v1.2-2017 compliance on select finishes, see usg.com for more details and documentation.


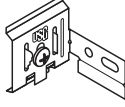
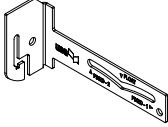
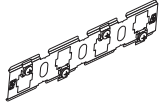
1-Sided Curtain Pocket with Acoustical Flange				
278066	1-Sided Pocket with Acoustical Flange	3-1/2"	120"	

2-Sided Curtain Pocket with Extension Connector Flange for Traditional Metal Framing				
278050	2-Sided Pocket with Extension Connector Flange	5" x 5"	120"	
278051	Outside Corner with Extension Connector Flange	12" x 5" x 12"	12"	
278052	Inside Corner with Extension Connector Flange	12" x 5" x 12"	12.75"	
278011	End Cap for Extension Connector Flange	5" x 5"		

Accessories			
Closure Plates	2"	3"	4"
Item Number	277981	277994	277995
			
Pocket Extensions	4"	6"	8"
Item Number	277976	277977	277978
			

 **Low Emissions (VOC)**
 CDPH 01350 v1.2-2017 compliance on select finishes, see usg.com for more details and documentation.

Accessories

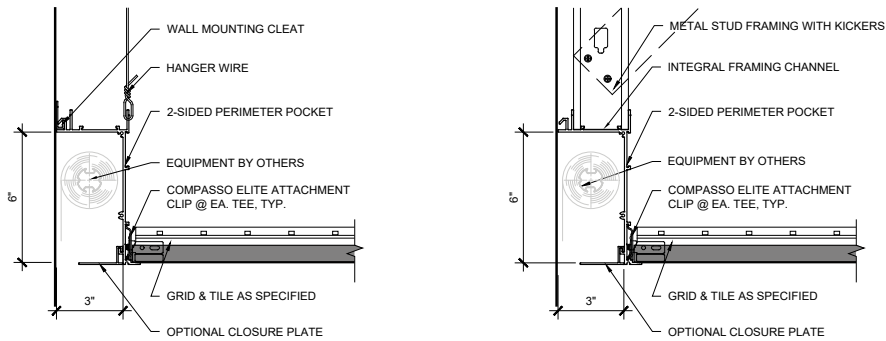
Mounting Cleat	277980		
Attachment Clip	279543		
Seismic Attachment Clip	278621		
Splice Plate	279540		

Sample Submittal Kits

Item	Description
600859	3-Sided Curtain Pocket with Acoustical Flange
600939	3-Sided Seismic Curtain Pocket with Acoustical Flange
600879	3-Sided Curtain Pocket with Drywall Flange
600898	3-Sided Curtain Pocket with Extension Connector Flange for Acoustical Flange
600899	2-Sided Curtain Pocket with Acoustical Flange
600929	2-Sided Curtain Pocket with Extension Connector Flange for Acoustical Flange

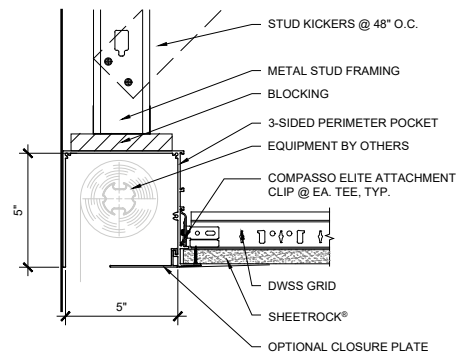
Typical Application Details:

2-Sided Curtain Pocket with Acoustical Flange and Integrated Framing Channel



Typical Application Details:

3-Sided Curtain Pocket with Acoustical Flange for Traditional Metal Framing

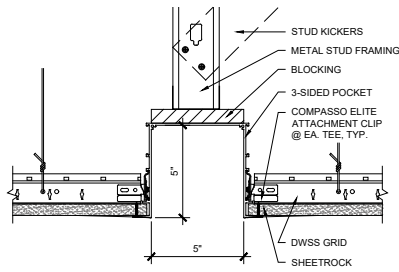


Low Emissions (VOC)

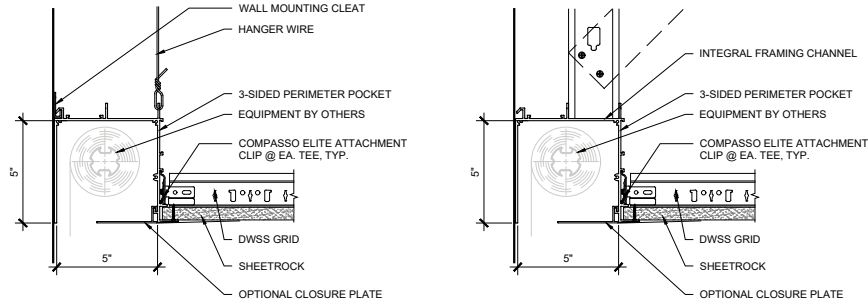
CDPH 01350 v1.2-2017 compliance on select finishes, see usg.com for more details and documentation.

Typical Application Details:

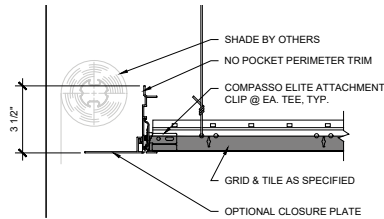
3-Sided Curtain Pocket with Dual Drywall Flanges for Traditional Metal Framing



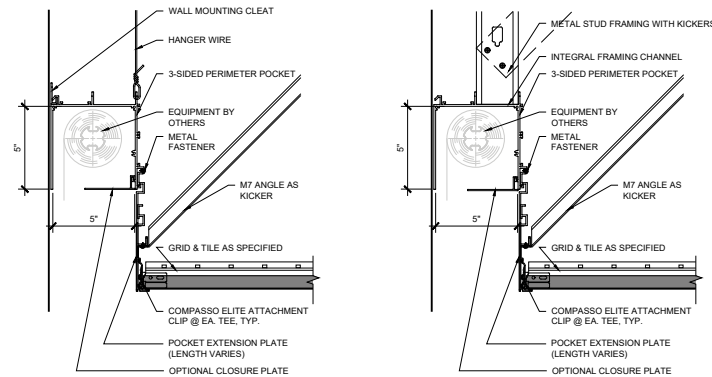
3-Sided Curtain Pocket with Drywall Flange and Integrated Framing Channel



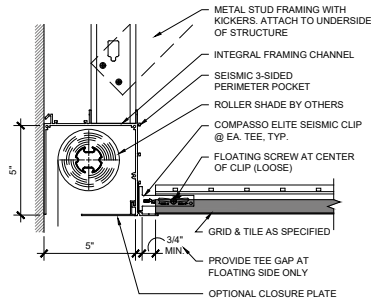
1-Sided Curtain Pocket with Acoustical Flange



3-Sided Curtain Pocket with Extension Connector with Acoustical Flange and Integrated Framing Channel



3-Sided Seismic Curtain Pocket with Extension Connector with Acoustical Flange and Integrated Framing Channel



In Seismic Categories C, D-F, USG Curtain Pockets need to be installed on the floating side. Spaced should be configured to ensure wall with USG Curtain Pockets is floating. See ICC-ES ESR 1222 for more information.

Notice

The information in this document is subject to change without notice. CGC Inc. or USG Corp. assumes no responsibility for any errors that may inadvertently appear in this document.

IC753/rev.10-23
© 2023 USG Corporation and/or its affiliates. All rights reserved. Printed in U.S.A.

Manufactured by USG Interiors, LLC
550 West Adams Street
Chicago, IL 60661

The trademarks USG, CGC, COMPASSO, LOGIX, SHEETROCK, QUICK-RELEASE, IT'S YOUR WORLD. BUILD IT., the USG/CGC logo, the design elements and colors, and related marks are trademarks of USG Corporation or its affiliates.

Safety First! Follow good safety/industrial hygiene practices during installation. Wear appropriate personal protective equipment. Read SDS and literature before specification and installation.

MONOLITHIC



USG Ensemble® Acoustical Drywall Ceiling
Crown Block - Reunion Tower
Architect: Beck Group
Photo: ©Wade Griffith



USG ENSEMBLE® ACOUSTICAL DRYWALL CEILING—SUSPENDED SYSTEM

SEAMLESS APPEARANCE WITH EXCELLENT ACOUSTIC PERFORMANCE



USG Ensemble® Acoustical Drywall
Ceilings - Suspended System
McDonalds HQ
Architect: IA Architects
Photo: © Garrett Rowland

Below: Rendering
©USG Corporation 2023.
All rights reserved.

TO ORDER SAMPLES, GO TO USG.COM OR CGCINC.COM

STANDARD COLOR



Flat White
050

CUSTOM COLORS AVAILABLE



Unlimited
Color Options

FEATURES AND BENEFITS

- Monolithic appearance with fine finish in standard white and custom colors.
- System installed on economical, suspended USG Drywall T-Bar grid.
- Perforated USG Sheetrock® Brand Ensemble® Four-Sided Taper™ Panels, USG High-NRC Backer Panels and acoustically transparent USG Ensemble™ Spray-Applied Finish optimize sound absorption - NRC 0.80, CAC 40.
- Installs and finishes using traditional drywall techniques and USG Ensemble™ Spray-Applied Finish.
- Up to 50 % lower installed cost versus acoustical plaster systems.
- Backed by USG's advanced design and engineering, certified installer and sales support network, and full system warranty.

APPLICATIONS

- | | | |
|--------------|-------------------------------------|-----------------------------------|
| • Lobbies | • Performing arts spaces | • Classrooms/
higher education |
| • Atria | • Corporate interiors | • Hospitality |
| • Concourses | • Board rooms/
executive offices | • Restaurants |
| • Museums | | |



USG ENSEMBLE® ACOUSTICAL DRYWALL CEILING—SUSPENDED SYSTEM

ORDER SAMPLES/LITERATURE
USG: usg.com or samplif@usg.com
CGC: contact Sales Representative

TECHNICAL SERVICES
800 USG.4YOU (874-4968)

TECHNICAL INFORMATION
usg.com/ensemble

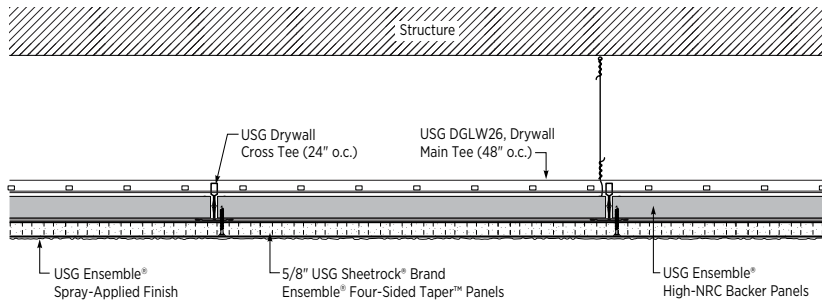


PRODUCT CERTIFIED FOR LOW CHEMICAL EMISSIONS:
ULCOM/GG
UL2818

SYSTEM DETAILS



Declare.



PERFORMANCE DATA

Base Panel	Backer Panel	NRC	CAC	LR	Fire Performance
USG Sheetrock® Brand Ensemble® Four-Sided Taper™ Panels	1" USG Ensemble® High-NRC	0.80	40	.85	Class A

SYSTEM COMPONENTS

Products	Item Number	Sizes	Packaging	Quantity	Notes
USG Drywall Suspension Main Tees	DGLW26	12'	16-pc. carton	192 LF/ctn	Main tees 48" o.c.
USG Drywall Suspension Cross Tees	DGLW424	4'	48-pc. carton	192 LF/ctn	Cross tees 24" o.c.
5/8" USG Sheetrock® Brand Ensemble® Four-Sided Taper™ Panels	ENSPNL96, ENSPNL120	5/8" x 4' x 8', 5/8" x 4' x 10'	26-pc. unit	8'-832 sq. ft./unit 10'-1040 sq. ft./unit	Gypsum panel highly engineered to perform like an acoustical ceiling panel
1" USG Ensemble® High-NRC Backer Panels	ENSHINRC	1" x 23.5" x 47.75" 1" x 15.5" x 47.75"	4-pc. unit	31.3 sq. ft./carton 21.33 sq. ft./carton	Acoustical base mat for High-NRC/High-CAC
USG Sheetrock® Brand Paper Joint Tape	—	250' roll	20 rolls per carton	5,000 LF/ctn	Specially formulated paper tape
USG Sheetrock® Brand All Purpose Joint Compound	USAPJC	4.5-gal. pail	Single pail 48-pail pallet	216 gal./pallet	Coverage 100 sq. ft./gal. 450 sq. ft./4.5-gal. pail
USG Sheetrock® Brand Ensemble™ Ceiling Compound	ENSCJC	4.5-gal. pail	Single pail 48-pail pallet	216 gal./pallet	Coverage 106 sq. ft./gal. 480 sq. ft./4.5-gal. pail
USG Ensemble™ Spray-Applied Finish, White, Custom Colors	ENSSPRAF	4.5-gal. pail	Single pail 48-pail pallet	216 gal./pallet	Coverage 80-100 sq. ft./4.5-gal. pail

USG ENSEMBLE® ACOUSTICAL DRYWALL COLOR PROGRAM

Custom Color Matching - Specifier to provide a color number from one of the following:

- Benjamin Moore® Recommended Instructions
 - Sherwin-Williams®
 - PANTONE®
1. Minimum order quantity for USG Ensemble™ Spray-Applied Finish is 8 pails.
 2. Request customer color samples through your local USG Ensemble® sales representative.
 3. Allow three weeks to receive custom color sample.
 4. Once the color sample is approved and the order is placed by the purchaser, allow three weeks for the custom-colored USG Ensemble™ Spray-Applied Finish to ship with the USG Ensemble® Acoustical Drywall order.
 5. The USG Ensemble™ Spray-Applied Finish is similar to flat finish paint in sheen. Different sheens are not offered at this time.
 6. Certain very deep tone colors or certain very bright colors may not be possible to match. USG will be able to determine at the time of the custom color sample request.

PHYSICAL DATA

Design Guide

Download SC5075 at usg.com/ensemble

ASTM E1264 Classification

Type XX - Gypsum, Pattern G
Fire Class A

Weight

Total System weight 3.2 lb/ft²

Maintenance

Download SC5048 at usg.com/ensemble

ASTM E84 and CAN/ULC S102 surface-burning characteristics

Class A
Flame Spread: 25 or less
Smoke developed: 50 or less

Limitations

1. For interior ceilings only.
2. Not for use in areas subject to continuous high-heat and/or humid conditions.
3. The Ensemble® system shown above not for use in return-air plenums. For active return-air plenum ceiling, use Ensemble® Direct Mount Z-Furring System on a suspended drywall ceiling. See data sheet (SC3237 AND SC5443).
4. Return air ducts shall be installed according to ASHRAE standards and guidelines.
5. Install according to Section 5 Environmental Conditions listed in ASTM C840.
6. In order to ensure installed performance, component substitutions should not be permitted.

Notice
The information in this document is subject to change without notice. CGC Inc. or USG Corp. assumes no responsibility for any errors that may inadvertently appear in this document.

SC2791/rev. 10-23
© 2023 USG Corporation and/or its affiliates. All rights reserved. Printed in USA

Manufactured by USG Interiors, LLC
550 West Adams Street
Chicago, IL 60661

The trademarks USG, CGC, ENSEMBLE, FOUR-SIDE TAPER, SHEETROCK, IT'S YOUR WORLD. BUILD IT., the USG and CGC logos, the design elements and colors, and related marks are trademarks of USG Corporation or its affiliates.

Declare is a trademark of International Living Future Institute.
The trademark BENJAMIN MOORE is a registered trademark of Benjamin Moore & Co. The trademark SHERWIN-WILLIAMS is a registered trademark of The Sherwin-Williams Company. The trademark PANTONE is the property of Pantone LLC.

Safety First! Follow good safety/industrial hygiene practices during installation. Wear appropriate personal protective equipment. Read SDS and literature before specification and installation.



USG ENSEMBLE® ACOUSTICAL DRYWALL CEILING—DIRECT MOUNT SYSTEM

SEAMLESS APPEARANCE WITH EXCELLENT ACOUSTIC PERFORMANCE



USG Ensemble®
Acoustical Drywall
Ceiling - Direct Mount System
Boston University WBUR CitySpace
Broadcast Center
Architect: Cambridge Seven Associates
Photo: ©Anton Grassl

Below: USG Ensemble® Acoustical Drywall
Ceilings - Suspended System
McDonalds HQ
Architect: IA Architects, Photo: © Garrett Rowland

TO ORDER SAMPLES, GO TO USG.COM OR CGCINC.COM

STANDARD COLOR



Flat White
050

CUSTOM COLORS AVAILABLE



Unlimited
Color Options



FEATURES AND BENEFITS

- Monolithic appearance with fine finish in standard white and custom colors.
- Z-Furring framing system enables the USG Ensemble® ceiling system to be direct mounted to existing ceilings, overhead structures, framing or joists.
- Perforated USG Sheetrock® Brand Ensemble® Four-Sided Taper™ Panels, USG High-NRC Backer Panels and acoustically transparent USG Ensemble™ Spray-Applied Finish optimize sound absorption in the system; NRC 0.80.
- Installs and finishes using traditional drywall techniques and USG Ensemble™ Spray-Applied Finish.
- Backed by USG's design and engineering, certified installer and sales support network and full system warranty.

APPLICATIONS

- Lobbies
- Atria
- Concourses
- Museums
- Performing arts spaces
- Corporate interiors
- Board rooms/
executive offices
- Classrooms/
higher education
- Hospitality
- Restaurants

USG ENSEMBLE® ACOUSTICAL DRYWALL CEILING—DIRECT MOUNT SYSTEM

ORDERS/SAMPLES/LITERATURE
 USG: samplif@usg.com
 phone: 866 528-7089 | usg.com
 CGC: contact Sales Representative

TECHNICAL SERVICES
 800 USG.4YOU (874-4968)

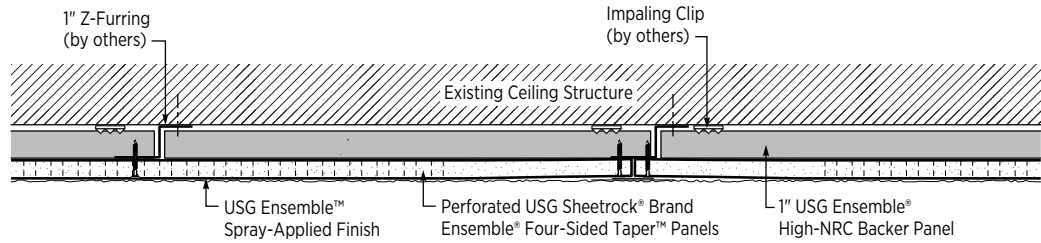
TECHNICAL INFORMATION
usg.com/ensemble



PRODUCT CERTIFIED FOR LOW CHEMICAL EMISSIONS:
 UL/COM/CGC
 UL 2818



Declare.



PERFORMANCE DATA

Base Panel	Furring	Backer Panel	NRC	LR	Fire Performance
5/8" USG Sheetrock® Brand Ensemble® Four-Sided Taper™ Panels	1" Z	1" USG Ensemble® High-NRC	0.80	.85	Class A

Ensemble Direct Mount shall be properly fastened to framing, and considerations shall be given to the load-carrying capacity of the framing system.

SYSTEM COMPONENTS

*Refer to Z-Furring and Impaling Clip manufacturer's literature.

Products	Item Number	Sizes	Packaging	Quantity	Notes
1" 20 ga. Z-Furring* (by others)	—	—	—	—	24" o.c. framing
Insulation Impaling Clip* (by others, AST Acoustics or equal)	—	—	—	—	Two clips for each backer panel
5/8" USG Sheetrock® Brand Ensemble® Four-Sided Taper™ Panels	ENSPNL96, ENSPNL120	5/8" x 4' x 8', 5/8" x 4' x 10'	26-pc. unit	8'–832 sq. ft./unit 10'–1040 sq. ft./unit	Gypsum panel highly engineered to perform like an acoustical ceiling panel
1" USG Ensemble® High-NRC Backer Panels	ENSHINRC	1" x 23.5" x 47.75"	4-pc. unit	31.3 sq. ft./carton	Acoustical base mat for High-NRC/High-CAC
USG Sheetrock® Brand Paper Joint Tape	—	250' roll	20 rolls per carton	5,000 LF/ctn	Specially formulated paper tape
USG Sheetrock® Brand All Purpose Joint Compound	USAPJC	4.5-gal. pail	Single pail 48-pail pallet	216 gal./pallet	Coverage 100 sq. ft./gal. 450 sq. ft./4.5-gal. pail
USG Sheetrock® Brand Ensemble™ Ceiling Compound	ENSCJC	4.5-gal. pail	Single pail 48-pail pallet	216 gal./pallet	Coverage 106 sq. ft./gal. 480 sq. ft./4.5-gal. pail
USG Ensemble™ Spray-Applied Finish, White, Custom Colors	ENSSPRAF	4.5-gal. pail	Single pail 48-pail pallet	216 gal./pallet	Coverage 80-100 sq. ft./4.5-gal. pail

USG ENSEMBLE® ACOUSTICAL DRYWALL COLOR PROGRAM

The USG Ensemble® Acoustical Drywall Ceiling and Wall systems are available in white and by custom color matching through the following companies:

- Benjamin Moore®
 - Sherwin-Williams®
 - PANTONE®
- How the program works:
- Minimum order quantity for USG Ensemble™ Spray-Applied Finish is 8 pails.
 - Request customer color samples through your local USG Ensemble® sales representative.
 - Allow three weeks to receive custom color sample.
 - Once the color sample is approved and the order is placed by the purchaser, allow three weeks for the custom-colored USG Ensemble™ Spray-Applied Finish to ship with the USG Ensemble® acoustical drywall order.
 - The USG Ensemble™ Spray-Applied Finish is similar to flat finish paint in sheen. Different sheens are not offered at this time.
 - Certain very deep tone colors or certain very bright colors may not be possible to match. USG will be able to determine at the time of the custom color sample request.

PHYSICAL DATA

Design Guide
 Download SC5075 at usg.com/ensemble

ASTME1264 Classification
 Type XX – Gypsum, Pattern G
 Fire Class A

Weight
 Total System weight 3.2 lb/ft²

Maintenance
 Download SC5048 at usg.com/ensemble

ASTM E84 and CAN/ULC S102 surface-burning characteristics
 Class A
 Flame Spread: 25 or less
 Smoke developed: 50 or less

Limitations

- For interior ceilings only.
- Not for use in areas subject to continuous high heat and/or humid conditions.
- Install according to Section 5 Environmental Conditions listed in ASTM C840.
- In order to ensure installed performance, component substitutions should not be permitted.

Notice
 The information in this document is subject to change without notice. CGC Inc. or USG Corp. assumes no responsibility for any errors that may inadvertently appear in this document.

SC3237/rev. 10-23
 © 2023 USG Corporation and/or its affiliates. All rights reserved. Printed in USA

Manufactured by
 USG Interiors, LLC
 550 West Adams Street
 Chicago, IL 60661

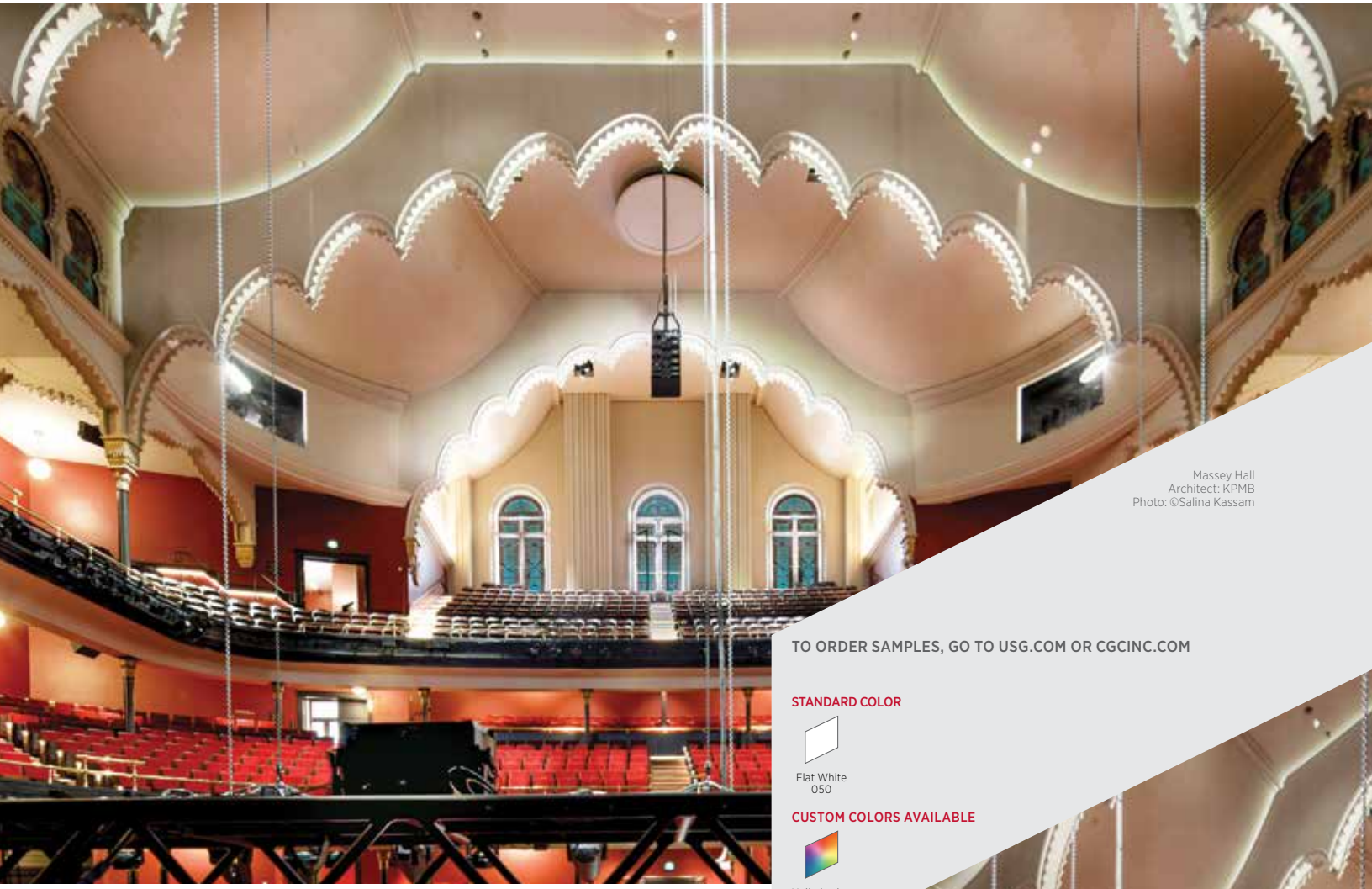
The trademarks USG, CGC, COMPASSO, ENSEMBLE, SHEETROCK, FOUR-SIDED TAPER, IT'S YOUR WORLD. BUILD IT., the USG and CGC logos, the design elements and colors, and related marks are trademarks of USG Corporation or its affiliates.
 Declare is a trademark of International Living Future Institute.
 The trademark BENJAMIN MOORE is a registered trademark of Benjamin Moore & Co. The trademark SHERWIN-WILLIAMS is a registered trademark of The Sherwin-Williams Company. The trademark PANTONE is the property of Pantone LLC.

Safety First! Follow good safety/industrial hygiene practices during installation. Wear appropriate personal protective equipment. Read SDS and literature before specification and installation.



USG ENSEMBLE® ACOUSTICAL DRYWALL—DIRECT MOUNT WALL SYSTEM

SEAMLESS APPEARANCE WITH EXCELLENT ACOUSTIC PERFORMANCE



Massey Hall
Architect: KPMB
Photo: ©Salina Kassam

TO ORDER SAMPLES, GO TO USG.COM OR CGCINC.COM

STANDARD COLOR



Flat White
050

CUSTOM COLORS AVAILABLE




Unlimited
Color Options

FEATURES AND BENEFITS

- Monolithic appearance with fine finish in standard white and custom colors.
- Z-Furring framing system enables the USG Ensemble® wall system to interior stud/drywall or masonry partitions.
- Install above 7 feet to minimize contact or damage to finished acoustical wall.
- Perforated USG Sheetrock® Brand Ensemble™ Four-Sided Taper Panels, USG High-NRC Backer Panels and acoustically transparent USG Ensemble® Spray-Applied Finish optimize sound absorption in the system; NRC 0.80.
- Improves STC of interior stud/drywall partition systems by up to 6 points.
- Installs and finishes using traditional drywall techniques and USG Ensemble Spray-Applied Finish.
- Backed by USG's advanced design and engineering, certified installer and sales support network and full system warranty.

APPLICATIONS

- Lobbies
- Atria
- Concourses
- Museums
- Performing arts spaces
- Corporate interiors
- Board rooms/
executive offices
- Classrooms/
higher education
- Hospitality
- Restaurants



USG ENSEMBLE® ACOUSTICAL DRYWALL—DIRECT MOUNT WALL SYSTEM

ORDER SAMPLES/LITERATURE
 USG: usg.com or samplifit@usg.com
 CGC: contact Sales Representative

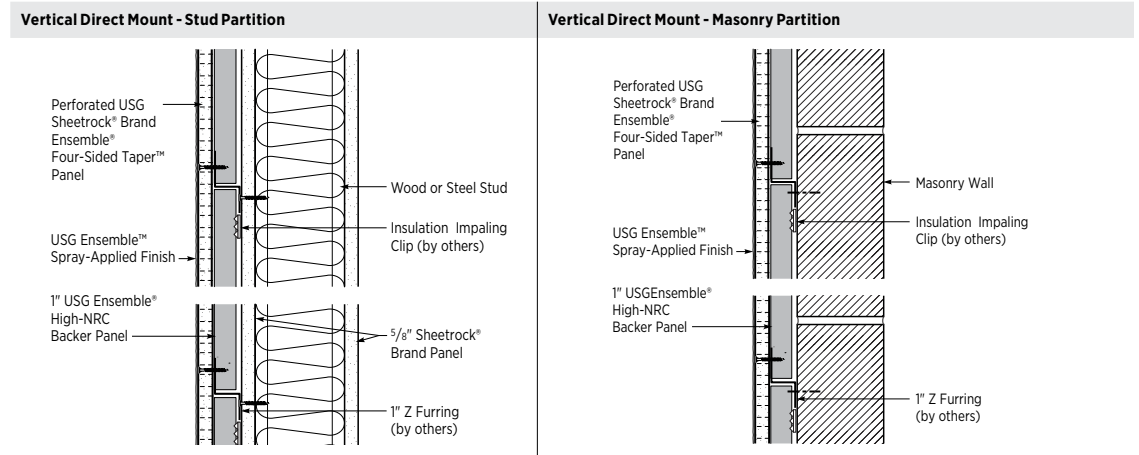
TECHNICAL SERVICES
 800 USG.4YOU (874-4968)

TECHNICAL INFORMATION
 usg.com/ensemble



SYSTEM DETAILS

USG Ensemble® can be direct mounted to a wall or a vertical surface and used as an acoustical treatment on interior partitions above 7 feet. It can be attached to a new or existing wood or steel stud drywall partition or masonry wall to reduce reverberation. See USG Ensemble® Design Guide for installation details.



PERFORMANCE DATA

Base Panel	Furring	Backer Panel	NRC	LR	Fire performance
USG Sheetrock® Brand Ensemble® Four-Sided Taper™ Panels	1" Z	1" USG Ensemble® High-NRC	0.80	.85	Class A

Ensemble Direct Mount shall be properly fastened to framing, and considerations shall be given to the load-carrying capacity of the framing system.

SYSTEM COMPONENTS

*Refer to Z-Furring and Impaling Clip manufacturer's literature.

Products	Item Number	Sizes	Packaging	Quantity	Notes
1" 20 ga. Z-Furring* (by others)	—	—	—	—	24" o.c. framing
Insulation Impaling Clip* (by others, AST Acoustics or equal)	—	—	—	—	One clip for each backer panel
5/8" USG Sheetrock® Brand Ensemble® Four-Sided Taper™ Panels	ENSPNL96, ENSPNL120	5/8" x 4' x 8', 5/8" x 4' x 10'	26-pc. unit	8'-832 sq. ft./unit 10'-1040 sq. ft./unit	Gypsum panel highly engineered to perform like an acoustical ceiling panel
1" USG Ensemble® High-NRC Backer Panels	ENSHINRC	1" x 23.5" x 47.75"	4-pc. unit	31.3 sq. ft./carton	Acoustical base mat for High-NRC/High-CAC
USG Sheetrock® Brand Paper Joint Tape	—	250' roll	20 rolls per carton	5,000 LF/ctn	Specially formulated paper tape
USG Sheetrock® Brand All Purpose Joint Compound	USAPJC	4.5-gal. pail	Single pail 48-pail pallet	216 gal./pallet	Coverage 100 sq. ft./gal. 450 sq. ft./4.5-gal. pail
USG Sheetrock® Brand Ensemble™ Ceiling Compound	ENSCJC	4.5-gal. pail	Single pail 48-pail pallet	216 gal./pallet	Coverage 106 sq. ft./gal. 480 sq. ft./4.5-gal. pail
USG Ensemble™ Spray-Applied Finish, White, Custom Colors	ENSSPRAF	4.5-gal. pail	Single pail 48-pail pallet	216 gal./pallet	Coverage 100 sq. ft./4.5-gal. pail

LIMITATIONS

- For interior partitions only. Install above 7 feet to minimize contact or damage.
- Not for use in areas subject to continuous high heat and/or humid conditions.
- Install according to Section 5 Environmental Conditions listed in ASTM C840.
- In order to ensure installed performance, component substitutions are not permitted.

USG ENSEMBLE® ACOUSTICAL DRYWALL COLOR PROGRAM

Custom Color Matching - Specifier to provide a color number from one of the following:

- Benjamin Moore®
 - Sherwin-Williams®
 - PANTONE®
- Recommended Instructions
- Minimum order quantity for USG Ensemble™ Spray-Applied Finish is 8 pails.
 - Request customer color samples through your local USG Ensemble® sales representative.
 - Allow three weeks to receive custom color sample.
 - Once the color sample is approved and the order is placed by the purchaser, allow three weeks for the custom-colored USG Ensemble® Spray-Applied Finish to ship with the USG Ensemble® Acoustical Drywall order.
 - The USG Ensemble™ Spray-Applied Finish is similar to flat finish paint in sheen. Different sheens are not offered at this time.
 - Certain very deep tone colors or certain very bright colors may not be possible to match. USG will be able to determine at the time of the custom color sample request.

PHYSICAL DATA

Design Guide Download SC5075 at usg.com/ensemble

ASTME1264 Classification Type XX - Gypsum, Pattern G, Fire Class A

Weight Total system weight 3.2 lb/ft²

Maintenance Download SC5048 at usg.com/ensemble

ASTME84 and CAN/ULC S102 surface-burning characteristics Class A Flame Spread: 25 or less Smoke developed: 50 or less

Notice
 The information in this document is subject to change without notice. CGC Inc. or USG Corp. assumes no responsibility for any errors that may inadvertently appear in this document.

SC3238/rev. 8-23
 © 2023 USG Corporation and/or its affiliates. All rights reserved. Printed in USA

Manufactured by USG Interiors, LLC
 550 West Adams Street
 Chicago, IL 60661

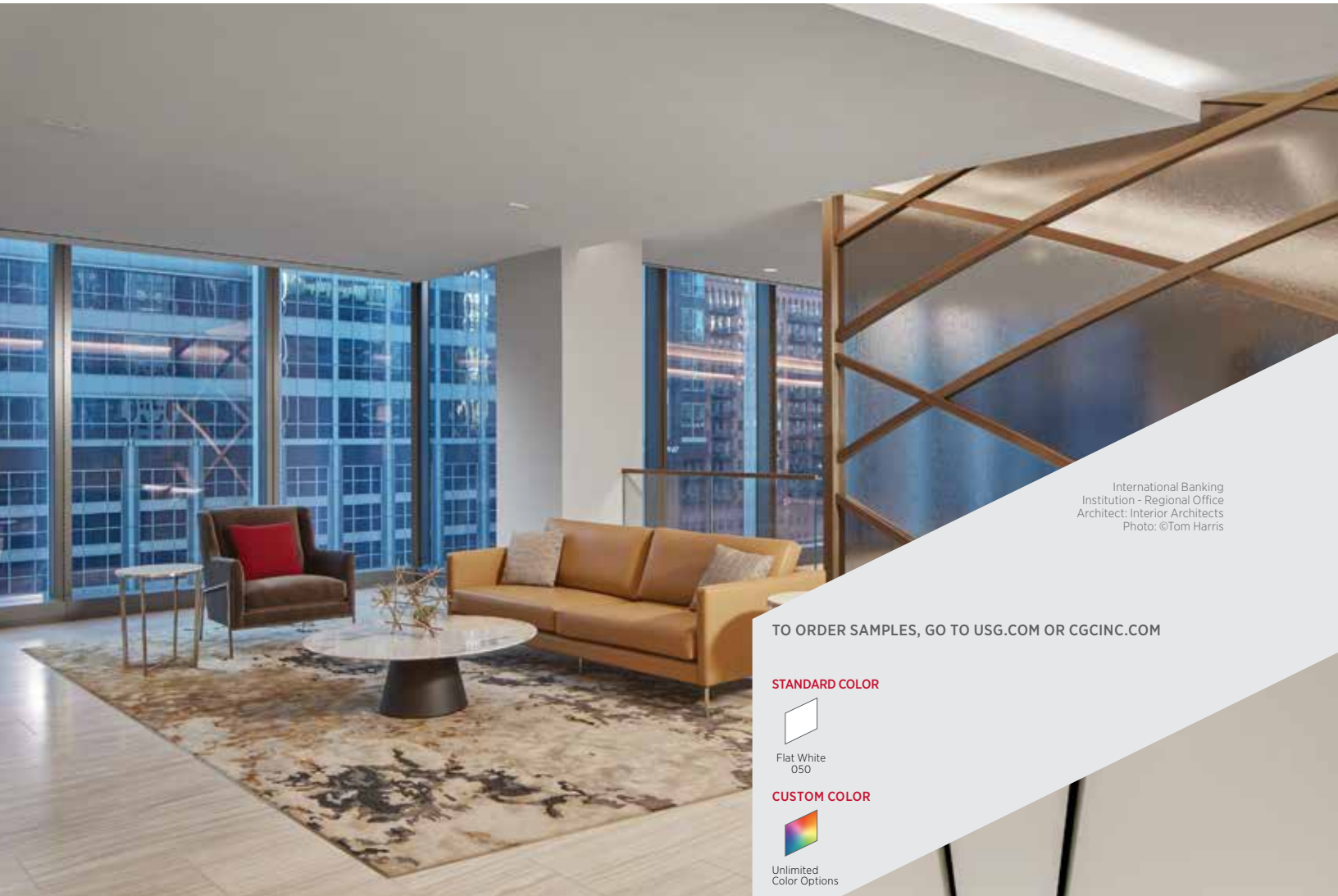
The trademarks USG, CGC, COMPASSO, ENSEMBLE, FOUR-SIDED TAPER, SHEETROCK, IT'S YOUR WORLD. BUILD IT., the USG and CGC logos, the design elements and colors, and related marks are trademarks of USG Corporation or its affiliates.
 Declare is a trademark of International Living Future Institute.
 The trademark BENJAMIN MOORE is a registered trademark of Benjamin Moore & Co.
 The trademark SHERWIN-WILLIAMS is a registered trademark of The Sherwin-Williams Company. The trademark PANTONE is the property of Pantone LLC.

Safety First! Follow good safety/ industrial hygiene practices during installation. Wear appropriate personal protective equipment. Read SDS and literature before specification and installation.



USG ENSEMBLE® ACOUSTICAL DRYWALL CEILING-DIRECT MOUNT SYSTEM, RETURN AIR PLENUM

SEAMLESS APPEARANCE WITH EXCELLENT ACOUSTIC PERFORMANCE



International Banking
Institution - Regional Office
Architect: Interior Architects
Photo: ©Tom Harris

TO ORDER SAMPLES, GO TO USG.COM OR CGCINC.COM

STANDARD COLOR



Flat White
050

CUSTOM COLOR



Unlimited
Color Options

FEATURES AND BENEFITS

- Suitable for return-air ceiling plenum with differential pressure when direct mounted with 1" Z Furring channel to fire taped suspended or direct mounted drywall ceiling. All penetrations must be sealed with Sheetrock® Brand Firecode® Smoke-Sound Sealant.
- Monolithic appearance with fine finish in standard white and custom colors.
- Perforated USG Sheetrock® Brand Ensemble® Four-Sided Taper™ Panels, USG High-NRC Backer Panels and acoustically transparent USG Ensemble™ Spray-Applied Finish optimize sound absorption in the system; NRC 0.80.
- Installs and finishes using traditional drywall techniques and USG Ensemble™ Spray-Applied Finish.
- Backed by USG's design and engineering, certified installer and sales support network and full system warranty.

APPLICATIONS

- Lobbies
- Atria
- Concourses
- Museums
- Performing arts spaces
- Corporate interiors
- Board rooms/
executive offices
- Classrooms/
higher education
- Hospitality
- Restaurants



USG ENSEMBLE® ACOUSTICAL DRYWALL CEILING-DIRECT MOUNT SYSTEM, RETURN AIR PLENUM

ORDER SAMPLES/LITERATURE
USG: usg.com or samplrt@usg.com
CGC: contact Sales Representative

TECHNICAL SERVICES
800 USG.4YOU (874-4968)

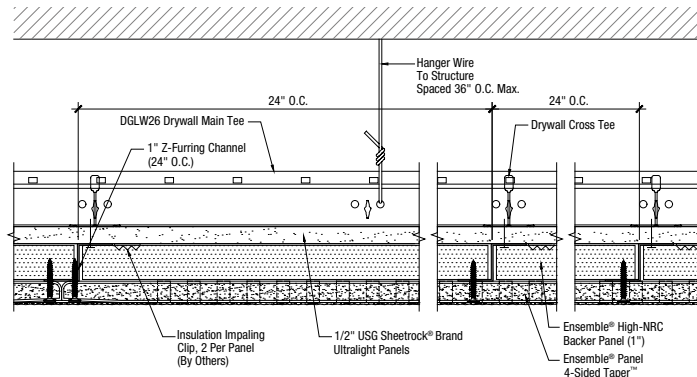
TECHNICAL INFORMATION
usg.com/ensemble



PRODUCT CERTIFIED FOR LOW CHEMICAL EMISSIONS: UL COM/GG UL 2818



Declare.



PERFORMANCE DATA

Base Panel	Furring	Backer Panel	NRC	LR	Fire Performance
5/8" USG Sheetrock® Brand Ensemble® Four-Sided Taper™ Panels	1" Z	1" USG Ensemble® High-NRC	0.80	.85	Class A

Ensemble Direct Mount shall be properly fastened to framing, and considerations shall be given to the load-carrying capacity of the framing system.

SYSTEM COMPONENTS

*Refer to Z-Furring and Impaling Clip manufacturer's literature.

Products	Item Number	Sizes	Packaging	Quantity	Notes
1" 20 ga. Z-Furring* (by others)	—	—	—	—	24" o.c. framing
Insulation Impaling Clip* (by others, AST Acoustics or equal)	—	—	—	—	Two clips for each backer panel
5/8" USG Sheetrock® Brand Ensemble® Four-Sided Taper™ Panels	ENSPNL96, ENSPNL120	5/8" x 4' x 8', 5/8" x 4' x 10'	26-pc. unit	8'-832 sq. ft./unit 10'-1040 sq. ft./unit	Gypsum panel highly engineered to perform like an acoustical ceiling panel
1" USG Ensemble® High-NRC Backer Panels	ENSHINRC	1" x 23.5" x 47.75"	4-pc. unit	31.3 sq. ft./carton	Acoustical base mat for High-NRC/High-CAC
USG Sheetrock® Brand Paper Joint Tape	—	250' roll	20 rolls per carton	5,000 LF/ctn	Specially formulated paper tape
USG Sheetrock® Brand All Purpose Joint Compound	USAPJC	4.5-gal. pail	Single pail 48-pail pallet	216 gal./pallet	Coverage 100 sq. ft./gal. 450 sq. ft./4.5-gal. pail
USG Sheetrock® Brand Ensemble™ Ceiling Compound	ENSCJC	4.5-gal. pail	Single pail 48-pail pallet	216 gal./pallet	Coverage 106 sq. ft./gal. 480 sq. ft./4.5-gal. pail
USG Ensemble™ Spray-Applied Finish, White, Custom Colors	ENSSPRAF	4.5-gal. pail	Single pail 48-pail pallet	216 gal./pallet	Coverage 80-100 sq. ft./4.5-gal. pail

USG ENSEMBLE® ACOUSTICAL DRYWALL COLOR PROGRAM

The USG Ensemble® Acoustical Drywall Ceiling and Wall systems are available in white and by custom color matching through the following companies:

- Benjamin Moore®
 - Sherwin-Williams®
 - PANTONE®
- How the program works:
- Minimum order quantity for USG Ensemble™ Spray-Applied Finish is 8 pails.
 - Request customer color samples through your local USG Ensemble® sales representative.
 - Allow three weeks to receive custom color sample.
 - Once the color sample is approved and the order is placed by the purchaser, allow three weeks for the custom-colored USG Ensemble™ Spray-Applied Finish to ship with the USG Ensemble® acoustical drywall order.
 - The USG Ensemble™ Spray-Applied Finish is similar to flat finish paint in sheen. Different sheens are not offered at this time.
 - Certain very deep tone colors or certain very bright colors may not be possible to match. USG will be able to determine at the time of the custom color sample request.

PHYSICAL DATA

Design Guide

Download SC5075 at usg.com/ensemble

ASTM E1264 Classification

Type XX – Gypsum, Pattern G
Fire Class A

Weight

Total System weight 4.5 lb/ft² (36" wire spacing required)

Maintenance

Download SC5048 at usg.com/ensemble

ASTM E84 and CAN/ULC S102 surface-burning characteristics

Class A

Flame Spread: 25 or less

Smoke developed: 50 or less

Limitations

- For interior ceilings only.
- Suitable for return-air ceiling plenum with differential pressure when direct mounted with 1" Z Furring channel to fire taped suspended or direct mounted drywall ceiling.
- All penetrations must be sealed with Sheetrock® Brand Firecode® Smoke-Sound Sealant.
- In order to ensure installed performance, component substitutions should not be permitted.

Notice

The information in this document is subject to change without notice. CGC Inc. or USG Corp. assumes no responsibility for any errors that may inadvertently appear in this document.

SC281069/rev. 8-23

© 2023 USG Corporation and/or its affiliates. All rights reserved. Printed in USA

Manufactured by USG Interiors, LLC
550 West Adams Street
Chicago, IL 60661

The trademarks USG, CGC, COMPASSO, ENSEMBLE, FIRECODE, SHEETROCK, FOUR-SIDED TAPER, IT'S YOUR WORLD. BUILD IT., the USG and CGC logos, the design elements and colors, and related marks are trademarks of USG Corporation or its affiliates.
Declare is a trademark of International Living Future Institute.
The trademark BENJAMIN MOORE is a registered trademark of Benjamin Moore & Co.
The trademark SHERWIN-WILLIAMS is a registered trademark of The Sherwin-Williams Company.
The trademark PANTONE is the property of Pantone LLC.

Safety First! Follow good safety/industrial hygiene practices during installation. Wear appropriate personal protective equipment. Read SDS and literature before specification and installation.



USG ENSEMBLE® ACOUSTICAL DRYWALL CEILING—CURVED SYSTEM

SEAMLESS, CURVED APPEARANCE WITH EXCELLENT ACOUSTIC PERFORMANCE



USG Ensemble® Acoustical Drywall Ceiling - Curved System
Thompson Savannah Hotel
Architect: Smallwood, Reynolds, Steward & Associates
Photo: ©Julie Soefer Photography

FEATURES AND BENEFITS

- Monolithic, curved appearance with fine finished in standard white and custom colors.
- System installed on factory pre-curved USG Drywall Main Tees.
- Perforated USG Sheetrock® Brand Panels, USG Ensemble® Four-Sided Taper™ Panels and acoustically transparent USG Ensemble™ Spray-Applied Finish optimize sound performance – NRC 0.80, CAC 40.
- Installs and finishes using traditional drywall techniques and USG Ensemble™ Spray-Applied finish.
- Up to 50% lower installed cost versus acoustical plaster systems.
- Backed by USG's advanced design and engineering, certified installer and sales support network, and full system warranty.

APPLICATIONS

- Lobbies
- Atria
- Concourses
- Museums
- Performing arts spaces
- Corporate interiors
- Board rooms/ executive offices
- Classrooms/ higher education
- Hospitality
- Restaurants

TO ORDER SAMPLES, GO TO USG.COM OR CGCINC.COM

STANDARD COLOR



Flat White
050

CUSTOM COLORS AVAILABLE



Unlimited
Color Options

USG ENSEMBLE® ACOUSTICAL DRYWALL CEILING—CURVED SYSTEM

ORDER SAMPLES/LITERATURE
 USG: usg.com or samplif@usg.com
 CGC: contact Sales Representative

TECHNICAL SERVICES
 800 USG.4YOU (874-4968)

TECHNICAL INFORMATION
 usg.com/ensemble

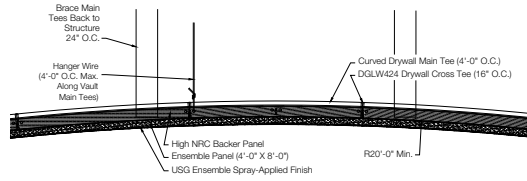


PRODUCT CERTIFIED FOR LOW CHEMICAL EMISSIONS:
 ULCOM/GG
 UL 2818

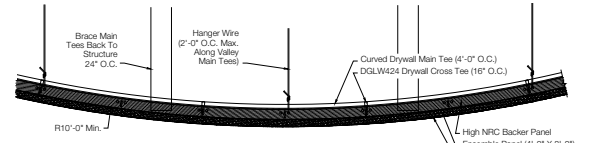
SYSTEM DETAILS



Declare.



Vault



Valley

PERFORMANCE DATA

Base Panel	Backer Panel	NRC	CAC	LR	Fire Performance
USG Sheetrock® Brand Ensemble® Four-Sided Taper™ Panels	1" USG Ensemble® High-NRC	0.80	40	.85	Class A

SYSTEM COMPONENTS

Products	Item Number	Sizes	Packaging	Quantity	Notes
USG Factory Curved Main Tees 20' minimum radius (vault) and 10' minimum radius (valley)	DGWXXXXX	10' 12'	1-pc. Unit	N/A	Main tees 48" o.c.
USG Drywall Suspension Cross Tees	DGLW424	4'	48-pc. carton	192 LF/ctn	Cross tees 16" o.c.
5/8" USG Sheetrock® Brand Ensemble® Four-Sided Taper™ Panels	ENSPNL120	5/8" x 4' x 10'	26-pc. unit	10'-1040 sq. ft./unit	Gypsum panel highly engineered to perform like an acoustical ceiling panel
1" USG Ensemble® High-NRC Backer Panels	ENSHINRC	1" x 15.5" x 47.75"	4-pc. unit	21.33 sq. ft./ carton	Acoustical base mat for High-NRC/High-CAC
USG Sheetrock® Brand Paper Joint Tape	—	250' roll	20 rolls per carton	5,000 LF/ctn	Specially formulated paper tape
USG Sheetrock® Brand All Purpose Joint Compound	USAPJC	4.5-gal. pail	Single pail 48-pail pallet	216 gal./pallet	Coverage 100 sq. ft./gal. 450 sq. ft./4.5-gal. pail
USG Sheetrock® Brand Joint Compound	ENSCJC	4.5-gal. pail	Single pail 48-pail pallet	216 gal./pallet	Coverage 106 sq. ft./gal. 480 sq. ft./4.5-gal. pail
USG Ensemble™ Spray-Applied Base Finish, White, Custom Colors.	ENSSPRAF	4.5-gal. pail	Single pail 48-pail pallet	216 gal./pallet	Coverage 160-200 sq. ft./4.5-gal. pail

USG ENSEMBLE® ACOUSTICAL DRYWALL COLOR PROGRAM

Custom Color Matching - Specifier to provide a color number from one of the following:

- Benjamin Moore® Recommended Instructions
- Sherwin-Williams®
 - Minimum order quantity for USG Ensemble™ Spray-Applied Finish is 8 pails.
 - Request customer color samples through your local USG Ensemble® sales representative.
 - Allow three weeks to receive custom color sample.
 - Once the color sample is approved and the order is placed by the purchaser, allow three weeks for the custom-colored USG Ensemble™ Spray-Applied Finish to ship with the USG Ensemble® Acoustical Drywall order.
 - The USG Ensemble™ Spray-Applied Finish is similar to flat finish paint in sheen. Different sheens are not offered at this time.
 - Certain very deep tone colors or certain very bright colors may not be possible to match. USG will be able to determine at the time of the custom color sample request.
- PANTONE®



PHYSICAL DATA

Design Guide
 Download SC5075 at usg.com/ensemble

ASTM E1264 Classification
 Type XX – Gypsum, Pattern G
 Fire Class A

Weight
 Total System weight 3.2 lb/ft²

Maintenance
 Download SC5048 at usg.com/ensemble

ASTM E84 and CAN/ULC S102 surface-burning characteristics
 Class A
 Flame Spread: 25 or less
 Smoke developed: 50 or less

Limitations

- For interior ceilings only.
- Not for use in areas subject to continuous high-heat and/or humid conditions.
- The Ensemble® system shown above not for use in return-air plenums.
- Return air ducts shall be installed according to ASHRAE standards and guidelines
- Install according to Section 5 Environmental Conditions listed in ASTM C840
- In order to ensure installed performance, component substitutions should not be permitted
- Vaults minimum bend radius 20' and valley minimum bend radius 10'
- Do not wet the USG Sheetrock® Brand Ensemble® Four-Sided Taper™ Panels
- USG Ensemble™ Spray-Applied Finish or USG Sheetrock® Brand Ensemble® Four-Sided Taper™ Panels cannot be painted without negatively affecting acoustical performance

Notice
 The information in this document is subject to change without notice. CGC Inc. or USG Corp. assumes no responsibility for any errors that may inadvertently appear in this document.

SC3264/rev. 8-23
 © 2023 USG Corporation and/or its affiliates. All rights reserved. Printed in USA

Manufactured by USG Interiors, LLC
 550 West Adams Street
 Chicago, IL 60661

The trademarks USG, CGC, COMPASSO, ENSEMBLE, FOUR-SIDED TAPER, SHEETROCK, IT'S YOUR WORLD, BUILD IT., the USG and CGC logos, the design elements and colors, and related marks are trademarks of USG Corporation or its affiliates.

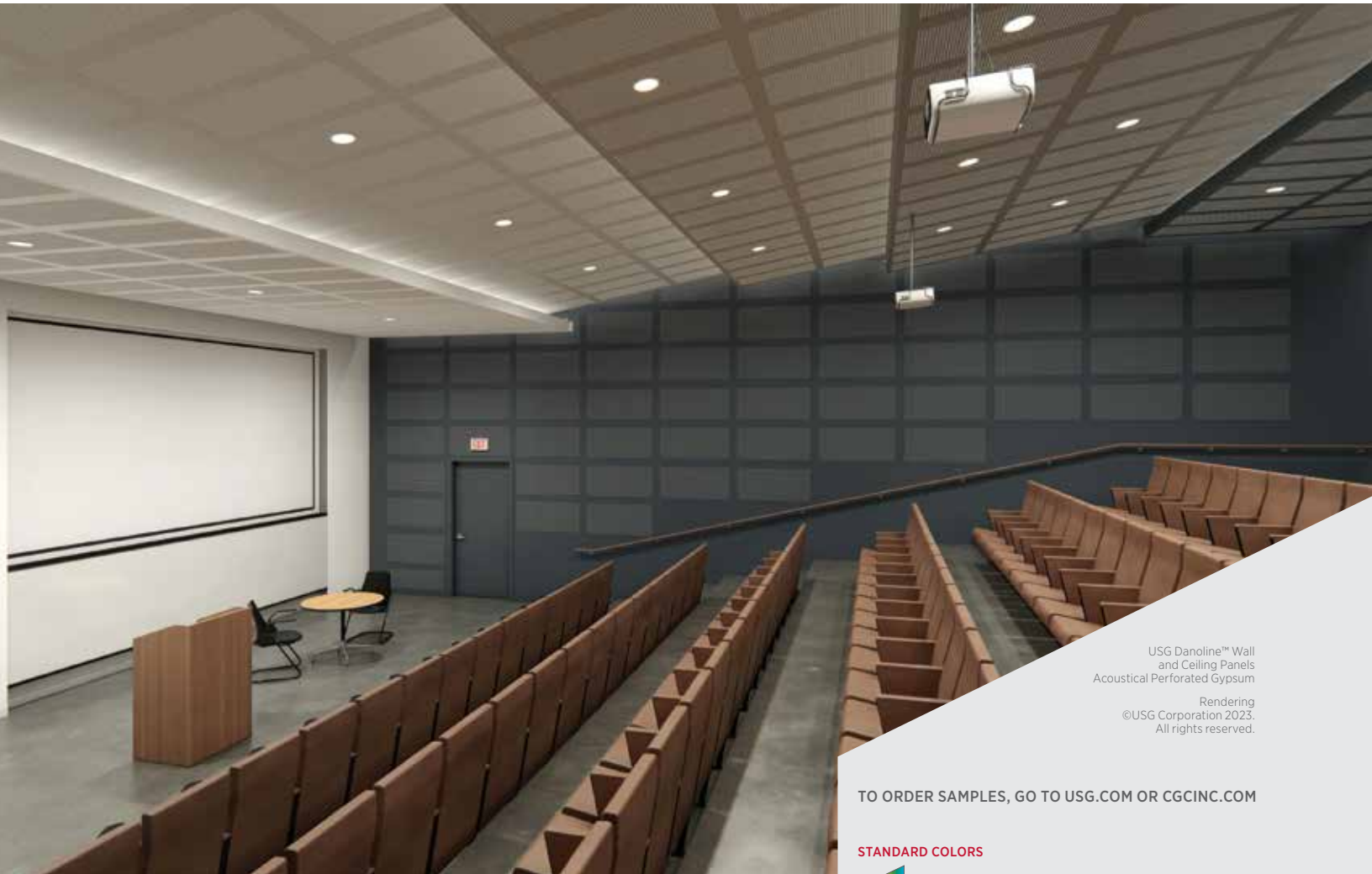
Declare is a trademark of International Living Future Institute.
 The trademark BENJAMIN MOORE is a registered trademark of Benjamin Moore & Co. The trademark SHERWIN-WILLIAMS is a registered trademark of the The Sherwin-Williams Company. The trademark PANTONE is the property of Pantone LLC.

Safety First! Follow good safety/industrial hygiene practices during installation. Wear appropriate personal protective equipment. Read SDS and literature before specification and installation.



USG DANOLINE™ WALL AND CEILING PANELS

ACOUSTICAL PERFORATED GYPSUM



USG Danoline™ Wall and Ceiling Panels
Acoustical Perforated Gypsum

Rendering
©USG Corporation 2023.
All rights reserved.

TO ORDER SAMPLES, GO TO [USG.COM](https://www.usg.com) OR [CGCINC.COM](https://www.cgcinc.com)

STANDARD COLORS



Unpainted.
Panels to
be finished
as standard
drywall,
primed and
painted

FEATURES AND BENEFITS

- New perforated gypsum panels offer beautiful aesthetics and acoustics.
- Non-demountable panels can be installed wall-to-wall for ceilings and walls.
- Large format panels installed and finished as standard drywall.
- Two perforation patterns to choose from and various pattern layouts offer numerous design options.
- White perforations will be visible when panels are painted.
- Factory applied acoustical backer provides high performance acoustics with NRC values from 0.55 to 0.65, depending on mounting type.
- Enhanced NRC performance of up to 0.70 NRC with added acoustical backer.
- Panels should be installed with furring strips per manufacturer's instructions for best sound and fire protection.
- Available in 4'x8' panels.
- Panels have Class A fire rating.
- Field Modifiable.

APPLICATIONS

- Wall to wall ceilings
- Wall to wall walls
- Islands and clouds
- Sloped ceilings and walls
- New Construction and renovation
- Interior installations

COMPONENTS

- Unpainted perforated gypsum panel
- Factory applied acoustical backer
- Hat channel furring strips supplied by others
- USG Drywall Suspension System and additional fiberglass backer panel supplied separately

USG DANOLINE™ WALL AND CEILING PANELS ACOUSTICAL PERFORATED GYPSUM

ORDER SAMPLES/LITERATURE
USG: usg.com or samplit@usg.com
CGC: contact Sales Representative

FOR MOST UP-TO-DATE
TECHNICAL INFORMATION AND
USG SUSTAINABILITY TOOL
usg.com
cgcdesignstudio.com




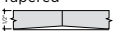
TECHNICAL SERVICES
800 USG.4YOU (874-4968)



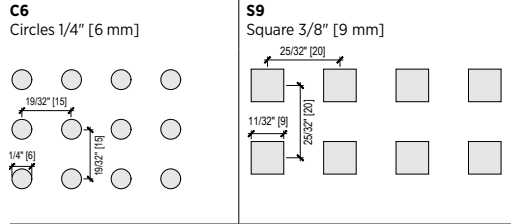
PRODUCT CERTIFIED
FOR LOW CHEMICAL
EMISSIONS:
ULCOM/GG
UL2818

USG DANOLINE™ WALL AND CEILING PANELS ACOUSTICAL PERFORATED GYPSUM

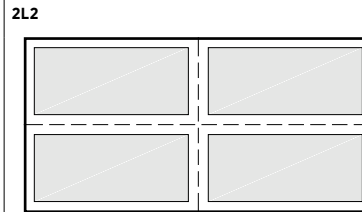
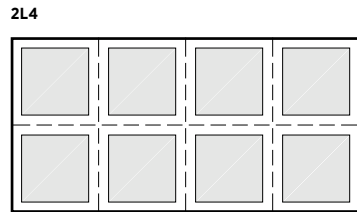
STANDARD PERFORATION PATTERNS

Edge	Panel Size	Mounting ¹	Perforation/ Pattern	Fire Rating	Item No.	NRC ²	% Open Area	Color Options
Tapered 	4'x8'x1/2"	Direct attached	C6 2L2	Class A 	22756	0.55-0.70 	9.3%	Unpainted
Tapered 	4'x8'x1/2"	Direct attached	S9 2L4	Class A	22754	0.55-0.70	13.6%	Unpainted

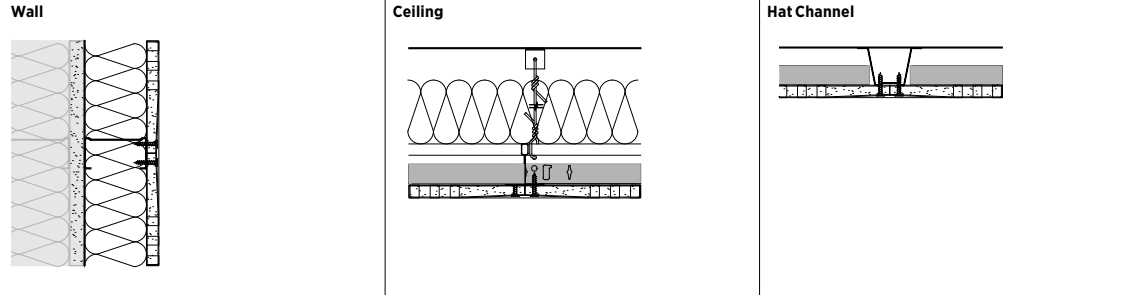
¹Panels furnished with an unpainted natural finish paper surface



PERFORATION LAYOUTS



MOUNTING DETAIL¹



PHYSICAL DATA

Additional documents and resources:

Architectural Specification - IC763
Systems Guide - IC730
Perforation Guide - IC760
CAD Details - IC765 & IC770

Online tools

usgdesignstudio.com or cgcdesignstudio.com

ASTM E1264 Classification

ASTM E1264-22 Type XX, Pattern A
ASTM E1264-23 Type G, Form G1, Pattern A

ASTM E84 and CAN/ULC S102

Surface-burning characteristics
Class A
Flame spread: 25 or less
Smoke Developed: 50 or less

Weight

1.43 lb - 1.62 lb / sq. ft.

Substrate

Gypsum Panel

Thickness

All panels are 1/2" (12.5mm)

Notes

- See USG IC 730 for full installation and design details
- All material tested in Type C mounting, as described in ASTM E795. NRC ranges are based on mounting height (C40, C90, C150) and various acoustical backers. Contact a USG sales representative for more information.

Notice

The information in this document is subject to change without notice. CGC Inc. or USG Corp. assumes no responsibility for any errors that may inadvertently appear in this document.

IC758/rev. 10-23

© 2023 USG Corporation and/or its affiliates. All rights reserved. Printed in U.S.A.

Manufactured by Knauf Danoline, Denmark 9500 Hobro
Distributed by USG Interiors, LLC 550 West Adams Street Chicago IL 60661

The trademarks USG, CGC, CGC DESIGN STUDIO, USG DESIGN STUDIO, IT'S YOUR WORLD. BUILD IT., the USG and CGC logos, the design elements and colors, and related marks are trademarks of USG Corporation or its affiliates. DANOLINE is a trademark of Knauf GmbH.

SAFETY FIRST! Follow good safety/industrial hygiene practices during installation. Wear appropriate personal protective equipment. Read SDS and literature before specification and installation, at usg.com.



EXTERIOR

CEILING SYSTEMS

From parking lots to sheltered walkways to carports, exterior ceilings are an essential part of the way we design and build today. They must be functional and aesthetic, complimenting the design of a structure while performing in a wide range of wind, temperature and moisture conditions.

For decades, USG Exterior Ceiling Systems have been utilized in a wide variety of exterior applications. From satisfying stringent performance requirements and design criteria to providing beauty and durability, USG exterior ceiling systems ensure you have a complete system that's built to last, while also delivering a lasting impression.

USG offers numerous systems for use in exterior environments that are not directly exposed to the weather, such as under a soffit, parking garage, covered entrance or drive-through.

Each ceiling system combines a specially engineered suspension system with either traditional modules, elegant linear pans or metal panels creating a dynamic ceiling with clean, contemporary planes and, most importantly, performance at the highest level.

To learn more about USG Exterior Ceiling Systems, visit [usg.com](https://www.usg.com) or [cgcinc.com](https://www.cgcinc.com)

USG Ceilings Plus® Planx™
Linear Metal Ceiling System 2023
Finish: Custom Sarante®
Nashville Airport
Architect: Fentress
Photo: ©Fungi Media



**USG CEILINGS PRODUCTS THAT
CAN BE USED FOR EXTERIOR
APPLICATIONS:**

ILLUSIONS®

BARZ®

RADIANS®

PLANX™ UNIVERSAL

EXPANSE™

WALLFORMS™

BEAMZ®

CELEBRATION™ SNAP IN

CELEBRATION™ TORSION SPRING

PIXELS®

For USG Specialty reference SC2561.

ACOUSTICAL CEILING PANELS



USG Mars™ High NRC Acoustical Panels
Marrion Elementary
Architect: LSW Architects, PC
Photo: ©Riff Creative



USG ASPEN™ BASIC ACOUSTICAL PANELS



USG Aspen™ Basic Acoustical Panels/
USG Donn® Brand DX® Acoustical
Suspension System

TO ORDER SAMPLES, GO TO USG.COM OR CGCINC.COM



Flat White
050

FEATURES AND BENEFITS

- Random, naturally sculptured appearance offers upscale look without upscale cost.
- Sizes and performance meet most design criteria.
- Suitable for general applications.
- USDA Certified Biobased Product.⁴


APPLICATIONS

- Schools
- General offices
- Retail stores

SUBSTRATE

- Wet-formed mineral fiber

Medium-Textured Panel



USG ASPEN™ BASIC ACOUSTICAL PANELS

ORDER SAMPLES/LITERATURE
 USG: usg.com or samplitt@usg.com
 CGC: contact Sales Representative

TECHNICAL SERVICES
 800 USG.4YOU (874-4968)

FOR MOST UP-TO-DATE TECHNICAL INFORMATION AND LEED REPORT TOOL
 usgdesignstudio.com
 cgcdesignstudio.com





PRODUCT CERTIFIED FOR LOW CHEMICAL EMISSIONS:
 ULCOM/GG
 UL 2818



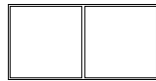
USG ASPEN™ BASIC PANELS

USG ASPEN™ BASIC ILLUSION™ TWO/24 PANELS

FACE-CUT PATTERNS

Edge	Panel Size	Fire Rating	Item No.	UL Classified			Color	Grid Options	VOC Emissions	Recycled Content¹	Panel Cost
				NRC	CAC Min.	LR²					
	2'x2'x3/4"	Class A	650	0.55	35	0.87	White	A	Low	41%	\$\$
	2'x4'x3/4"	Class A	651	0.55	35	0.87	White	A	Low	41%	\$\$
	2'x4'x3/4"	Class A	652	0.55	35	0.87	White	A	Low	41%	\$\$

USG Aspen™ Basic Illusion™ Two/24



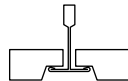
The look of 2'x2' panels

Low Emissions (VOC)

Third party (GREENGUARD Gold) certified for low-emitting performance, meets California Department of Public Health's (CDPH) Standard Method v1.2 - 2017 (CA Section 01350). 'Certificates of Compliance' for Low VOC Emissions are available at spot.ul.com.

GRID PROFILE OPTIONS

A USG DX®



PHYSICAL DATA/ FOOTNOTES

Product literature
 Data sheet: SC1809

ASTM E1264 classification

USG Aspen™ Basic:
 ASTM E1264-22 Type III, Form 2, Pattern CDFI
 ASTM E1264-23 Type A, Form A1.2, Pattern CDFI

USG Aspen™ Basic Illusion™:
 ASTM E1264-22 Type III, Form 2, Pattern CDFIK
 ASTM E1264-23 Type A, Form A1.2, Pattern CDFIK

ASTM E84 and CAN/ULC S102 surface-burning characteristics

Class A
 Flame spread: 25 or less
 Smoke developed: 50 or less

Online tools
 usgdesignstudio.com or cgcdesignstudio.com

Thermal resistance
 R-1.7 (3/4" panels)

Weight
 0.92 lb./sq. ft. (Class A)
 0.92 lb./sq. ft. (Illusion)

Maximum backloading
 See USG 30-Year Limited System Warranty Commercial Applications (SC2102).

Maintenance
 Can be cleaned easily with a soft brush or vacuum.

Metric sizes available
 Contact sales for minimum quantities and lead times.

Notes

- For details, see USG Sustainability tool at usgdesignstudio.com or cgcdesignstudio.com.
- LR values are shown as averages.
- Panels have a 15/16" routing.
- This product has achieved both BioPreferred initiatives: Federal Procurement Preference and Certified Product Labeling. See the complete listing of all USG ceiling panels on biopreferred.gov website.

Notice

The information in this document is subject to change without notice. CGC Inc. or USG Corp. assumes no responsibility for any errors that may inadvertently appear in this document.

SC1809/rev. 8-23
 © 2023 USG Corporation and/or its affiliates. All rights reserved. Printed in USA

Manufactured by USG Interiors, LLC
 550 West Adams Street
 Chicago, IL 60661

The trademarks USG, CGC, ASPEN, DONN, DX, ILLUSION, IT'S YOUR WORLD. BUILD IT., the USG/CGC logo, the design elements and colors, and related marks are trademarks of USG Corporation or its affiliates.

Safety First! Follow good safety/industrial hygiene practices during installation. Wear appropriate personal protective equipment. Read SDS and literature before specification and installation.



USG ASTRO® ACOUSTICAL PANELS

CLIMAPLUS™ PERFORMANCE

USG Astro® Acoustical Panels with
ClimaPlus™ Performance with
USG Donn® Brand Identitee® DXI™
Acoustical Suspension System

TO ORDER SAMPLES, GO TO USG.COM OR CGCINC.COM



Flat White
050

Fine-Textured Panel

FEATURES AND BENEFITS

- Fine-textured, unperforated and nonfissured appearance offers highly desired aesthetic.
- ClimaPlus™ 30-year limited system warranty against visible sag, mold and mildew.
- Optional Firecode® product designed to meet life-safety codes.

APPLICATIONS

- Schools
- Hospitals
- Healthcare facilities
- General offices
- Municipal buildings

SUBSTRATE

- Wet-formed mineral fiber

USG ASTRO® ACOUSTICAL PANELS

CLIMAPLUS™ PERFORMANCE

ORDER SAMPLES/LITERATURE
 USG: usg.com or samplitt@usg.com
 CGC: contact Sales Representative

TECHNICAL SERVICES
 800.USG.4YOU (874-4968)

FOR MOST UP-TO-DATE TECHNICAL INFORMATION AND LEED REPORT TOOL
 usgdesignstudio.com
 cgcdesignstudio.com



PRODUCT CERTIFIED FOR LOW CHEMICAL EMISSIONS:
 UL/COM/GG
 UL2818

30 YEAR LIMITED SYSTEM WARRANTY
 • No Visible Sag
 • Mold/Mildew Protection

HRC HIGH RECYCLED CONTENT

UL Classified

Edge	Panel Size	Fire Rating ²	Item No.	NRC	CAC Min.	LR ³	Color	Grid Options	VOC Emissions	Anti-Mold & Mildew/Sag Resistance	Recycled Content ¹	Panel Cost
SQ	2'x2'x5/8"	Class A	8221	0.55	35	0.86	White	A,C,D	Low		68%	\$\$
	2'x2'x3/4"	Class A	8122	0.50	35	0.86	White	B,E	Low		69%	\$\$
	2'x4'x5/8"	Class A	8241	0.55	35	0.86	White	A,C	Low		68%	\$\$
SLT	2'x2'x5/8"	Class A	8223	0.55	35	0.86	White	F	Low		68%	\$\$
	2'x2'x3/4"	Class A	8322	0.50	35	0.86	White	G	Low		69%	\$\$
	2'x4'x5/8"	Class A	8243	0.55	35	0.86	White	F	Low		68%	\$\$
FLB	2'x2'x5/8"	Class A	8227	0.55	35	0.86	White	H,J,K,M	Low		68%	\$\$
	2'x2'x3/4"	Class A	8722	0.50	35	0.86	White	I,L	Low		69%	\$\$
	2'x4'x5/8"	Class A	8247	0.55	35	0.86	White	H,J,K,M	Low		68%	\$\$
SLT ⁵	2'x4'x3/4"	Class A	8742	0.55	35	0.86	White	F	Low		69%	\$\$
ILT ⁶	2'x4'x3/4"	Class A	8744	0.55	35	0.86	White	N	Low		69%	\$\$

USG ASTRO® PANELS

USG ASTRO® ILLUSION™ TWO/24 PANELS

Low Emissions (VOC)
 Third party (GREENGUARD Gold) certified for low-emitting performance, meets California Department of Public Health's (CDPH) Standard Method v1.2 - 2017 (CA Section 01350). 'Certificates of Compliance' for Low VOC Emissions are available on usg.com and at spot.ul.com.

ClimaPlus™ Warranty Performance⁴
 Contains a broad-spectrum antimicrobial additive on the face and back of the panel that provides resistance against the growth of mold and mildew. Includes sag-resistance performance.

High Recycled Content
 USG classifies High Recycled Content as greater than 50%. Total recycled content is based on product composition of postconsumer and preconsumer (postindustrial) recycled content per FTC guidelines.

Firecode®

GRID PROFILE OPTIONS

A USG DX®	B USG DXL™	C USG DXW™	D ⁷ USG Centricitee™ DXT™	E ⁷ USG Centricitee™ DXLT™	F USG DX®	G USG DXL™	H USG Centricitee™ DXT™	I USG Centricitee™ DXLT™
J USG Fineline® DXF™	K USG Fineline® 1/8 DXFF™	L USG Fineline® DXLF™	M USG Identitee® DXI™	N USG Centricitee™ DXT™				

PHYSICAL DATA/ FOOTNOTES

Product literature
 Data sheet: SC2321

ASTM E1264 classification
 USG Astro®:
 ASTM E1264-22 Type III, Form 1 & 2, Pattern G
 ASTM E1264-23 Type A, Form A1.1, Pattern G
 USG Astro® Illusion™:
 ASTM E1264-22 Type III, Form 1 & 2, Pattern G & K
 ASTM E1264-23 Type A, Form A1.1, Pattern G & K

ASTM E84 and CAN/ULC S102 surface-burning characteristics
 Class A
 Flame spread: 25 or less
 Smoke developed: 50 or less

UL Type
 Astro-FR

Online tools
 usgdesignstudio.com or cgcdesignstudio.com

Weight
 0.80 lb./sq. ft. (Class A)
 1.04 lb./sq. ft. (Firecode®)

Thermal resistance
 R-2.0 (Class A 5/8")
 R-2.4 (Class A 3/4")
 R-2.4 (Firecode® 3/4")

Maximum backloading
 See USG 30-Year Limited System Warranty Commercial Applications (SC2102).

Maintenance
 Can be cleaned easily with a soft brush or vacuum.

Texture
 Because the manufacturing process for USG Astro® ceiling panels can potentially create subtle texture variations, we recommend ordering and installing this product by production lot number.

Metric sizes available
 Contact sales for minimum quantities and lead times.

- Notes**
- For details, see USG Sustainability tool at usgdesignstudio.com or cgcdesignstudio.com.
 - Firecode® products are approved for use in fire-resistance rated UL designs, where the designs allow for the UL Type Designation.
 - LR values are shown as averages.
 - For details, see USG 30-Year Limited System Warranty Commercial Applications (SC2102).
 - Panels have a 15/16" routing.
 - Panels have a 9/16" routing.
 - Maximum 2'x2' with SQ Edge panels.

Notice
 The information in this document is subject to change without notice. CGC Inc. or USG Corp. assumes no responsibility for any errors that may inadvertently appear in this document.

SC2321/rev. 8-23
 © 2023 USG Corporation and/or its affiliates. All rights reserved.
 Printed in USA

Manufactured by USG Interiors, LLC
 550 West Adams Street
 Chicago, IL 60661

The trademarks USG, CGC, ASTRO, CENTRICITEE, CLIMAPLUS, DONN, DX, DXF, DXFF, DXI, DXL, DXLF, DXLT, DXT, DXW, FINELINE, FIRECODE, IDENTITEE, ILLUSION, IT'S YOUR WORLD. BUILD IT., the USG/CGC logo, the design elements and colors, and related marks are trademarks of USG Corporation or its affiliates.

Safety First! Follow good safety/industrial hygiene practices during installation. Wear appropriate personal protective equipment. Read SDS and literature before specification and installation.



USG CLEAN ROOM™ ACOUSTICAL PANELS

CLIMAPLUS™ PERFORMANCE



USG Clean Room™ Class 10M-100M Acoustical Panels with ClimaPlus™ Performance/USG Donn® Brand DXLA™ Acoustical Suspension System

TO ORDER SAMPLES, GO TO USG.COM OR CGCINC.COM



Flat White
050

FEATURES AND BENEFITS

- USG Clean Room™ Class 100 and Class 10M-100M panels have an embossed, vinyl-laminated face with sealed back and edges for use in Class 100 (ISO 5) or 10M-100M (ISO 7) Clean Rooms.
- USDA Certified Biobased Product.⁸
- Firecode® product designed to meet life-safety codes.
- ClimaPlus™ 30-year limited system warranty against visible sag.

APPLICATIONS


- Clean Rooms
- Laboratories
- Surgical areas/emergency rooms
- Kitchens/food prep areas (Class 100 only)

SUBSTRATE

- Wet-formed mineral fiber

Smooth-Textured Panel, Class 100

Smooth-Textured Perforated Panel, Class 10M-100M



USG CLEAN ROOM™ ACOUSTICAL PANELS

CLIMAPLUS™ PERFORMANCE

ORDER SAMPLES/LITERATURE
 USG: usg.com or samplitt@usg.com
 CGC: contact Sales Representative

TECHNICAL SERVICES
 800.USG.4YOU (874-4968)

FOR MOST UP-TO-DATE TECHNICAL INFORMATION AND LEED REPORT TOOL
 usgdesignstudio.com
 cgcdesignstudio.com



PRODUCT CERTIFIED FOR LOW CHEMICAL EMISSIONS:
 ULCOM/GG
 UL2818



UL Classified

Edge ⁵	Panel Size	Fire Rating ²	Item No.	NRC ⁴	CAC Min.	LR ³	Color	Grid Options	Recycled Content ¹	Panel Cost
SQ 	2'x2'x5/8" Unperforated		56099	—	35	0.79	White	A,B,C,D,E	55%	\$\$\$
	2'x4'x5/8" Unperforated		56091	—	35	0.79	White	A,B,C,D,E	55%	\$\$\$
SQ 	2'x2'x5/8" Perforated		56060	0.55	35	0.79	White	A,B,C,D,E	55%	\$\$\$
	2'x4'x5/8" Perforated		56090	0.55	35	0.79	White	A,B,C,D,E	55%	\$\$\$

USG CLEAN ROOM™ CLASS 100 (ISO 5) PANELS

USG CLEAN ROOM™ CLASS 10M-100M (ISO 7) PANELS⁷

Low Emissions (VOC)

Third party (GREENGUARD Gold) certified for low-emitting performance, meets California Department of Public Health's (CDPH) Standard Method v1.2 - 2017 (CA Section 01350). 'Certificates of Compliance' for Low VOC Emissions are available on usg.com and at spot.ul.com.

High Recycled Content

USG classifies High Recycled Content as greater than 50%. Total recycled content is based on product composition of postconsumer and preconsumer (postindustrial) recycled content per FTC guidelines.

Firecode⁸

GRID PROFILE OPTIONS

A USG DXL™	B USG DXLA™	C USG ZXLA™	D USG AX™	E ⁶ USG CE™

PHYSICAL DATA

Product literature
 Data sheet: SC1811

ASTM E1264 classification
 Class 100:
 ASTM E1264-22 Type X, Pattern G & I
 ASTM E1264-23 Type A, Form A4.2, Pattern G & I
 Class 10M-100M:
 ASTM E1264-22 Type X, Pattern C, G, & I
 ASTM E1264-23 Type A, Form A4.2, Pattern C, G, & I

ASTM E84 and CAN/ULC S102 surface-burning characteristics
 Class A
 Flame spread: 25 or less
 Smoke developed: 50 or less

UL Type
 M

Weight
 1.1 lb./sq. ft. (Class 100 panels)
 1.2 lb./sq. ft. (Class 10M-100M panels)

Online tools
 usgdesignstudio.com or cgcdesignstudio.com

Thermal resistance
 R-1.6

Maximum backloading
 See USG 30-Year Limited System Warranty Commercial Applications (SC2102).

Maintenance
 Can be cleaned easily with a damp sponge, mild detergent and water. Do not use acetate, ammonia, or highly concentrated chlorine, bromide or other harsh chemicals.

Metric sizes available
 Contact sales for minimum quantities and lead times.

Notes

- For details, see USG Sustainability tool at usgdesignstudio.com or cgcdesignstudio.com.
- Firecode⁸ products are approved for use in fire-resistance rated UL designs, where the designs allow for the UL Type Designation.
- LR values are shown as averages.
- NRC rating for USG Clean Room™ ClimaPlus™ Class 100 panels is 0.10. USG does not consider a ceiling panel to be acoustically rated if NRC is less than 0.50.
- Field-cut edges of USG Clean Room™ panels may be sealed with white latex paint.
- Clean Room-rated applications require a suspension system with gasketed tee flanges such as USG Donn™ Brand CE™.
- Not intended for kitchen/food prep applications. Use unperforated product (Class 100)—item numbers 56099 and 56091.
- This product has achieved both BioPreferred initiatives: Federal Procurement Preference and Certified Product Labeling. See the complete listing of all USG ceiling panels on biopreferred.gov website.

Notice
 The information in this document is subject to change without notice. CGC Inc. or USG Corp. assumes no responsibility for any errors that may inadvertently appear in this document.

SC1811/rev. 8-23
 © 2023 USG Corporation and/or its affiliates. All rights reserved. Printed in USA

Manufactured by USG Interiors, LLC
 550 West Adams Street
 Chicago, IL 60661

The trademarks USG, CGC, AX, CE, CLEAN ROOM, CLIMAPLUS, DONN, DXL, DXLA, FIRECODE, ZXLA, IT'S YOUR WORLD, BUILD IT., the USG/CGC logo, the design elements and colors, and related marks are trademarks of USG Corporation or its affiliates.

Safety First! Follow good safety/industrial hygiene practices during installation. Wear appropriate personal protective equipment. Read SDS and literature before specification and installation.



USG ECLIPSE™/ECLIPSE™ HIGH-NRC ACOUSTICAL PANELS


CLIMAPLUS™ PERFORMANCE

USG Eclipse™ Acoustical Panels
with ClimaPlus™ Performance, and
USG Donn® Brand Identitee® DXI™
Acoustical Suspension System

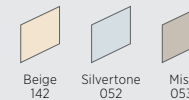
TO ORDER SAMPLES, GO TO USG.COM OR CGCINC.COM

See individual items for color availability.

STANDARD COLORS



ADVANTAGE COLORS



FEATURES AND BENEFITS

- Elegant, fine-textured visual.
- Excellent noise reduction (up to NRC-0.75).
- Balanced Acoustics. High-NRC and High-CAC.
- ClimaPlus™ 30-year limited system warranty against visible sag, mold and mildew.
- USG Eclipse™ Acoustical Panels is part of the Ecoblueprint™ portfolio — meeting today's sustainability standards. For sustainability documentation go to USG.com or CGCInc.com.

APPLICATIONS

- Offices
- Conference areas
- Healthcare (HIPAA requirements)
- Retail stores

SUBSTRATE

- Wet-formed mineral fiber

Fine-Textured Panel

USG ECLIPSE™/ECLIPSE™ HIGH-NRC ACOUSTICAL PANELS

CLIMAPLUS™ PERFORMANCE

ORDER SAMPLES/LITERATURE
USG: usg.com or samplitt@usg.com
CGC: contact Sales Representative

TECHNICAL SERVICES
800.USG.4YOU (874-4968)

**FOR MOST UP-TO-DATE
TECHNICAL INFORMATION
AND LEED REPORT TOOL**
usgdesignstudio.com
cgcdesignstudio.com



PRODUCT CERTIFIED
FOR LOW CHEMICAL
EMISSIONS:
ULCOM/GG
UL2818



USG ECLIPSE™ PANELS

USG ECLIPSE™ HIGH-NRC PANELS

Edge	Panel Size	Fire Rating	Item No.	UL Classified			Color ⁴	Grid Options	VOC Emissions	Anti-Mold & Mildew	Recycled Content ¹	Panel Cost
				NRC	CAC	LR ²						
SQ	2'x2'x3/4"	Class A	76575	0.70	35	0.86	White	A, B, C	Low		79%	\$\$
	2'x4'x3/4"			0.70	35	0.86	White	A, B	Low		79%	\$\$
SLT	2'x2'x3/4"	Class A	76775	0.70	35	0.86	White/ Colors	D	Low		79%	\$\$
	600x600x19			0.70	35	0.86	White	D	Low		79%	\$\$
FL	2'x2'x3/4"	Class A	76975	0.70	35	0.86	White/ Colors	E, F, G, H	Low		79%	\$\$
	600x600x19			0.70	35	0.86	White	E, F, G, H	Low		79%	\$\$
SQ	2'x2'x7/8"	Class A	76520	0.75	35	0.86	White	A, B, C	Low		80%	\$\$\$
	2'x4'x7/8"			0.75	35	0.86	White	A, B	Low		80%	\$\$\$
SLT	2'x2'x7/8"	Class A	76522	0.75	35	0.86	White	D	Low		80%	\$\$\$
	2'x4'x7/8"			0.75	35	0.86	White	D	Low		80%	\$\$\$
FL	2'x2'x7/8"	Class A	76524	0.75	35	0.86	White	E, F, G, H	Low		80%	\$\$\$
	2'x4'x7/8"			0.75	35	0.86	White	E, F, G, H	Low		80%	\$\$\$

Low Emissions
Third party (GREENGUARD Gold) certified for low-emitting performance, meets California Department of Public Health's (CDPH) Standard Method v1.2 - 2017 (CA Section 01350). 'Certificates of Compliance' for Low VOC Emissions are available on usg.com and at spot.ul.com.

ClimaPlus™ Warranty Performance³
Contains a broad-spectrum antimicrobial additive on the face and back of the panel that provides resistance against the growth of mold and mildew. Includes sag-resistance performance.

High Recycled Content
USG classifies High Recycled Content as greater than 50%. Total recycled content is based on product composition of postconsumer and preconsumer (postindustrial) recycled content per FTC guidelines.

GRID PROFILE OPTIONS

A USG DX*	B USG DXW™	C ⁵ USG Centricitee™ DXT™	D USG DX*	E USG Centricitee™ DXT™	F USG Fineline* DXF™	G USG Fineline* 1/8 DXFF™	H USG Identitee* DXI™

PHYSICAL DATA

<p>Product literature Data sheet: SC1812</p> <p>ASTM E1264 classification ASTM E1264-22 Type III, Form 1, Pattern E & I ASTM E1264-23 Type A, Form A1.1, Pattern G & K</p> <p>ASTM E84 and CAN/ULC S102 surface-burning characteristics Class A Flame spread: 25 or less Smoke developed: 50 or less</p>	<p>Imperial weight 1.10-1.19 lb./sq. ft. (Class A panels)</p> <p>Metric weight 5.07 kg/m² (Class A panels)</p> <p>Thermal resistance R-2.0 (Class A)</p> <p>Maximum backloading See USG 30-Year Limited System Warranty Commercial Applications (SC2102).</p>	<p>Online tools usgdesignstudio.com or cgcdesignstudio.com</p> <p>Maintenance Can be cleaned easily with a soft brush or vacuum.</p> <p>Metric sizes available Contact sales for minimum quantities and lead times.</p>	<p>Notes</p> <ol style="list-style-type: none"> For details, see USG Sustainability tool at usgdesignstudio.com or cgcdesignstudio.com. LR values shown as averages. For details, see USG 30-Year Limited System Warranty Commercial Applications (SC2102). See Colors selector for more information. Metric: white only. Maximum 2'x2" with SQ edge panels.
---	--	--	--

Notice

The information in this document is subject to change without notice. CGC Inc. or USG Corp. assumes no responsibility for any errors that may inadvertently appear in this document.

SC1812/rev. 8-23
© 2023 USG Corporation and/or its affiliates. All rights reserved. Printed in USA

Manufactured by USG Interiors, LLC
550 West Adams Street
Chicago, IL 60661

The trademarks USG, CGC, CENTRICITEE, CLIMAPLUS, DONN, DX, DXF, DXFF, DXI, DXLF, DXLT, DXT, DXW, ECLIPSE, FINELINE, IDENTITEE, IT'S YOUR WORLD. BUILD IT., the USG/CGC logo, the design elements and colors, and related marks are trademarks of USG Corporation or its affiliates.

Safety First! Follow good safety/industrial hygiene practices during installation. Wear appropriate personal protective equipment. Read SDS and literature before specification and installation.



USG ECLIPSE™ ILLUSION™ ACOUSTICAL PANELS

CLIMAPLUS™ PERFORMANCE

USG Eclipse™ Illusion™ Two/24
Acoustical Panels with ClimaPlus™
Performance, and Donn® Brand DX®
Acoustical Suspension System

TO ORDER SAMPLES, GO TO USG.COM OR CGCINC.COM



Flat White
050

FEATURES AND BENEFITS

- A variety of face scores creates the illusion of a smaller-scaled ceiling system without compromising accessibility.
- Solid NRC performance of up to 0.70 meets general office acoustical needs for sound absorption.
- ClimaPlus™ 30-year limited system warranty against visible sag, mold and mildew.
- USG Eclipse™ Illusion™ Acoustical Panels are part of the Ecoblueprint™ portfolio — meeting today's sustainability standards. For sustainability documentation go to USG.com or CGCInc.com.

APPLICATIONS

- Boutiques
- Schools
- Reception lobbies
- Transportation terminals

SUBSTRATE

- Wet-formed mineral fiber

Fine-Textured Panel

USG ECLIPSE™ ILLUSION™ ACOUSTICAL PANELS

CLIMAPLUS™ PERFORMANCE

ORDER SAMPLES/LITERATURE
USG: usg.com or samplite@usg.com
CGC: contact Sales Representative

TECHNICAL SERVICES
800.USG.4YOU (874-4968)

FOR MOST UP-TO-DATE
TECHNICAL INFORMATION
AND LEED REPORT TOOL
usgdesignstudio.com
cgcdesignstudio.com



PRODUCT CERTIFIED
FOR LOW CHEMICAL
EMISSIONS:
UL.COM/GG
UL 2818



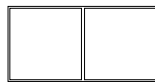
USG ECLIPSE™ ILLUSION™ TWO/24 PANELS

USG ECLIPSE™ ILLUSION™ FOUR/48 PANELS


Edge	Panel Size	Fire Rating	Item No.	UL Classified			Color	Grid Options	VOC Emissions	Anti-Mold & Mildew	Recycled Content ¹	Panel Cost
				NRC	CAC Min.	LR ²						
SLT ³	2'x4'x3/4"	Class A	78785	0.70	35	0.84	White	A	Low		80%	\$\$
ILT ⁴	2'x4'x3/4"	Class A	78085	0.70	35	0.84	White	B	Low		80%	\$\$
SLT ³	2'x4'x3/4"	Class A	78711	0.70	35	0.84	White	A	Low		80%	\$\$
ILT ⁴	2'x4'x3/4"	Class A	78011	0.70	35	0.84	White	B	Low		80%	\$\$

PATTERNS

USG Eclipse™ Illusion™ Two/24
The look of 2'x2' panels



USG Eclipse™ Illusion™ Four/48
The look of 48"x6" linear strips



Low Emissions (VOC)

Third party (GREENGUARD Gold) certified for low-emitting performance, meets California Department of Public Health's (CDPH) Standard Method v1.2 - 2017 (CA Section 01350). 'Certificates of Compliance' for Low VOC Emissions are available on usg.com and at spot.ul.com.

ClimaPlus™ Warranty Performance⁵

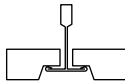
Contains a broad-spectrum antimicrobial additive on the face and back of the panel that provides resistance against the growth of mold and mildew. Includes sag-resistance performance.

High Recycled Content

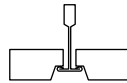
USG classifies High Recycled Content as greater than 50%. Total recycled content is based on product composition of postconsumer and preconsumer (postindustrial) recycled content per FTC guidelines.

GRID PROFILE OPTIONS

A
USG DX*



B
USG Centricitee™ DXT™



PHYSICAL DATA

Product literature
Data sheet: SC1846

ASTM E1264 classification
ASTM E1264-22 Type III, Form I, Pattern E, I, & K
ASTM E1264-23 Type A, Form A1, Pattern E, I, & K

ASTM E84 and CAN/ULC S102 surface-burning characteristics
Class A
Flame spread: 25 or less
Smoke developed: 50 or less

Weight
1.10 lb./sq. ft.

Online tools
usgdesignstudio.com or cgcdesignstudio.com

Thermal resistance
R-2.0

Maximum backloading
See USG 30-Year Limited System Warranty Commercial Applications (SC2102).

Maintenance
Can be cleaned easily with a soft brush or vacuum.

Metric sizes available
Contact sales for minimum quantities and lead times.

Notes

- For details, see USG Sustainability tool at usgdesignstudio.com or cgcdesignstudio.com.
- LR values are shown as averages.
- Panels have a 15/16" routing.
- Panels have a 9/16" routing.
- Panel face and back surfaces treated with a proprietary, broad-spectrum antimicrobial additive that inhibits and retards the growth of mold/mildew. For details, see USG 30-Year Limited System Warranty Commercial Applications (SC2102).

Notice

The information in this document is subject to change without notice. CGC Inc. or USG Corp. assumes no responsibility for any errors that may inadvertently appear in this document.

SC1846/rev. 8-23
© 2023 USG Corporation and/or its affiliates. All rights reserved. Printed in USA

Manufactured by USG Interiors, LLC
550 West Adams Street
Chicago, IL 60661

The trademarks USG, CGC, CENTRICITEE, CLIMAPLUS, DONN, DX, DXI, DXT, ECLIPSE, IDENTITEE, ILLUSION, IT'S YOUR WORLD, BUILD IT., the USG/CGC logo, the design elements and colors, and related marks are trademarks of USG Corporation or its affiliates.

Safety First! Follow good safety/industrial hygiene practices during installation. Wear appropriate personal protective equipment. Read SDS and literature before specification and installation.



USG “F” FISSURED™ BASIC ACOUSTICAL PANELS

USG “F” Fissured™ Basic Acoustical Panels with USG Donn® Brand Identitee® DXI™ Acoustical Suspension System

TO ORDER SAMPLES, GO TO USG.COM OR CGCINC.COM



Flat White
050



Limited color options available.
See Ceiling Solutions Color Program for details.

FEATURES AND BENEFITS

- Balanced Acoustics. NRC and CAC.
- Cast product with durable surface that resists scrapes commonly caused by accessing the ceiling plenum.
- VOC emissions meet CA Specification 01350.
- USDA Certified Biobased Product.⁴
- USG “F” Fissured™ Basic Acoustical Panels are part of the Ecoblueprint™ portfolio — meeting today’s sustainability standards. For sustainability documentation go to USG.com or CGCInc.com.

APPLICATIONS

- Administrative offices
- Schools
- Financial institutions
- Religious buildings

SUBSTRATE

- Cast mineral fiber

Medium-Textured Panel

USG "F" FISSURED™ BASIC ACOUSTICAL PANELS

ORDER SAMPLES/LITERATURE
 USG: usg.com or samplitt@usg.com
 CGC: contact Sales Representative

TECHNICAL SERVICES
 800.USG.4YOU (874-4968)

FOR MOST UP-TO-DATE TECHNICAL INFORMATION AND LEED REPORT TOOL
 usgdesignstudio.com
 cgcdesignstudio.com



PRODUCT CERTIFIED FOR LOW CHEMICAL EMISSIONS:
 UL/COM/GG
 UL 2818



USG "F" FISSURED™ BASIC PANELS

Edge	Panel Size	Fire Rating	Item No.	UL Classified			Color	Grid Options	VOC Emissions	Abuse Resistant	Recycled Content ¹	Panel Cost
				NRC	CAC Min.	LR ²						
SQ 	2'x2'x3/4" Paper-Back	Class A	131	0.70	35	0.79	White	A,B,C	Low		66%	\$\$\$
	2'x4'x3/4" Paper-Back	Class A	135	0.70	35	0.79	White	A,B	Low		66%	\$\$\$
SL 	2'x2'x3/4" Paper-Back	Class A	132	0.70	35	0.79	White	D	Low		66%	\$\$\$
	2'x4'x3/4" Paper-Back	Class A	136	0.70	35	0.79	White	D	Low		66%	\$\$\$
FL 	2'x2'x3/4" Paper-Back	Class A	133	0.70	35	0.79	White	E,F,G,H	Low		66%	\$\$\$

Low Emissions (VOC)

Third party (GREENGUARD Gold) certified for low-emitting performance, meets California Department of Public Health's (CDPH) Standard Method v1.2 - 2017 (CA Section 01350). 'Certificates of Compliance' for Low VOC Emissions are available on usg.com and at spot.ul.com.

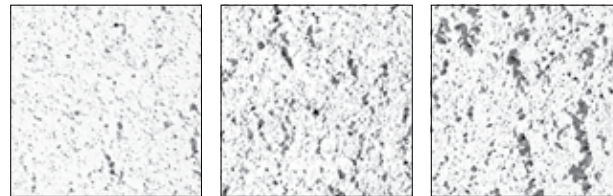
High Recycled Content

USG classifies High Recycled Content as greater than 50%. Total recycled content is based on product composition of postconsumer and preconsumer (postindustrial) recycled content per FTC guidelines.

Abuse Resistant

GRID PROFILE OPTIONS

A USG DX*	B USG DXW™	C ³ USG Centricitee™ DXT™	D USG DX*	E USG Centricitee™ DXT™	F USG Fineline* DXF™	G USG Fineline* 1/8 DXFF™	H USG Identitee* DXI™



Composite of USG "F" Fissured™ Basic ceiling products shows range to be expected in a production lot and possibly in the same panel or tile. Ranges are random and cannot be specified. Texture appearance will vary based on ceiling height, installation methods and natural variations of the product.

PHYSICAL DATA/ FOOTNOTES

Product literature
 Data sheet: SC1816

ASTM E1264 classification
 ASTM E1264-22 Type III, Form 4, Pattern D
 ASTM E1264-23 Type A, Form A1.4, Pattern D

ASTM E84 and CAN/ULC S102 surface-burning characteristics
 Class A
 Flame spread: 25 or less
 Smoke developed: 50 or less

Weight
 1.70 lb./sq. ft.

Online tools
 usgdesignstudio.com or cgcdesignstudio.com

Thermal resistance
 R-1.7

Maximum backloading
 See USG 30-Year Limited System Warranty Commercial Applications (SC2102).

Maintenance
 Can be cleaned easily with a soft brush or vacuum.

Texture
 The manufacturing process for cast ceiling panels creates natural, subtle texture variations, which is a distinguishing feature of these products. Because of potential variances between production dates, we recommend ordering and installing cast products by production lot number.

Notes

- For details, see USG Sustainability tool at usgdesignstudio.com or cgcdesignstudio.com.
- LR values are shown as averages.
- Maximum 2'x2' with SQ edge panels.
- This product has achieved both BioPreferred initiatives: Federal Procurement Preference and Certified Product Labeling. See the complete listing of all USG ceiling panels on biopreferred.gov website.
- Select custom color panels are available in limited sizes and edge profiles. Minimum order quantities apply. Please contact your local sales representative for availability, pricing, minimum order quantities and lead times.

Notice

The information in this document is subject to change without notice. CGC Inc. or USG Corp. assumes no responsibility for any errors that may inadvertently appear in this document.

SC1816/rev. 8-23
 © 2023 USG Corporation and/or its affiliates. All rights reserved. Printed in USA

Manufactured by USG Interiors, LLC
 550 West Adams Street
 Chicago, IL 60661

The trademarks USG, CGC, CENTRICITEE, DONN, DX, DXF, DXFF, DXI, DXT, DXW, "F" FISSURED, FINELINE, IDENTITEE, IT'S YOUR WORLD, BUILD IT, the USG/CGC logo, the design elements and colors, and related marks are trademarks of USG Corporation or its affiliates.

Safety First! Follow good safety/industrial hygiene practices during installation. Wear appropriate personal protective equipment. Read SDS and literature before specification and installation.



USG FISSURED™ BASIC ACOUSTICAL PANELS



USG Fissured™ Basic Acoustical Panels/USG Donn® Brand DX® Acoustical Suspension System

TO ORDER SAMPLES, GO TO USG.COM OR CGCINC.COM



Flat White
050

FEATURES AND BENEFITS

- Economical, all-purpose ceiling pattern available in various panel sizes.
- Optional Firecode® product designed to meet life-safety codes.


APPLICATIONS

- Administrative offices
- Corridors
- Mass merchandisers
- Convenience stores

SUBSTRATE

- Wet-formed mineral fiber

Medium-Textured Panel



USG FISSURED™ BASIC ACOUSTICAL PANELS

ORDER SAMPLES/LITERATURE
 USG: usg.com or samplitt@usg.com
 CGC: contact Sales Representative

TECHNICAL SERVICES
 800.USG.4YOU (874-4968)

FOR MOST UP-TO-DATE TECHNICAL INFORMATION AND LEED REPORT TOOL
 usgdesignstudio.com
 cgcdesignstudio.com




PRODUCT CERTIFIED FOR LOW CHEMICAL EMISSIONS:
 UL/COM/GG
 UL 2818



HIGH RECYCLED CONTENT

UL Classified

Edge	Panel Size	Fire Rating ²	Item No.	NRC	CAC Min.	LR ³	Color	Grid Options	VOC Emissions	Recycled Content ¹	Panel Cost
	2'x2'x5/8"	Class A	560	0.55	33	0.81	White	A,C,D	Low	24-25%	\$
	2'x2'x5/8"	Class A	585	0.55	35	0.81	White	B,E	Low	48-49%	\$
	2'x4'x5/8"	Class A	562	0.55	35	0.81	White	A,C	Low	24-25%	\$
	2'x4'x5/8"	Class A	586	0.55	35	0.81	White	B	Low	48-49%	\$
	2'x2'x5/8"	Class A	506	0.55	33	0.81	White	F	Low	24-25%	\$
	2'x4'x5/8"	Class A	507	0.55	35	0.81	White	F	Low	24-25%	\$

 **Low Emissions (VOC)**







Third party (GREENGUARD Gold) certified for low-emitting performance, meets California Department of Public Health's (CDPH) Standard Method v1.2 - 2017 (CA Section 01350). 'Certificates of Compliance' for Low VOC Emissions are available on usg.com and at spot.ul.com.

 **High Recycled Content**

USG classifies High Recycled Content as greater than 50%. Total recycled content is based on product composition of postconsumer and preconsumer (postindustrial) recycled content per FTC guidelines.

 **Firecode®**

GRID PROFILE OPTIONS

A USG DX*	B USG DXL™	C USG DXW™	D ⁴ USG Centricitee™ DXT™	E ⁴ USG Centricitee™ DXLT™	F USG DX*
					

PHYSICAL DATA/ FOOTNOTES

Product literature
 Data sheet: SC1815

ASTM E1264 classification
 ASTM E1264-22 Type III, Form 2, Pattern C & D
 ASTM E1264-23 Type A, Form A1.2, Pattern C & D

ASTM E84 and CAN/ULC S102 surface-burning characteristics
 Class A
 Flame spread: 25 or less
 Smoke developed: 50 or less

UL Type
 FR-2
 FR-83

Online tools
 usgdesignstudio.com or cgcdesignstudio.com

Weight
 0.62-0.64 lb./sq. ft. (Class A)
 1.09-1.11 lb./sq. ft. (Firecode®)

Thermal resistance
 R-1.4 (Class A)
 R-1.6 (Firecode®)

Maximum backloading
 See USG 30-Year Limited System Warranty Commercial Applications (SC2102).

Maintenance
 Can be cleaned easily with a soft brush or vacuum.

Metric sizes available
 Contact sales for minimum quantities and lead times.

- Notes**
- For details, see USG Sustainability tool at usgdesignstudio.com or cgcdesignstudio.com.
 - Firecode® products are approved for use in fire-resistance rated UL designs, where the designs allow for the UL Type Designation.
 - LR values are shown as averages.
 - Maximum 2'x2' with SQ edge panels.

Notice
 The information in this document is subject to change without notice. CGC Inc. or USG Corp. assumes no responsibility for any errors that may inadvertently appear in this document.

SC1815/rev. 8-23
 © 2023 USG Corporation and/or its affiliates. All rights reserved. Printed in USA

Manufactured by USG Interiors, LLC
 550 West Adams Street
 Chicago, IL 60661

The trademarks USG, CGC, CENTRICITEE, DONN, DX, DXL, DXLT, DXT, DXW, FIRECODE, FISSURED, IT'S YOUR WORLD. BUILD IT., the USG/CGC logo, the design elements and colors, and related marks are trademarks of USG Corporation or its affiliates.

Safety First! Follow good safety/industrial hygiene practices during installation. Wear appropriate personal protective equipment. Read SDS and literature before specification and installation.



USG FROST™ BASIC ACOUSTICAL PANELS

USG Frost™ Basic Acoustical Panels
with USG Donn® Brand Identitee®
DXI™ Acoustical Suspension System

TO ORDER SAMPLES, GO TO USG.COM OR CGCINC.COM



Flat White
050



Limited color options available.
See Ceiling Solutions Color
Program for details.

FEATURES AND BENEFITS

- Balanced Acoustics. NRC and CAC.
- Excellent combination of noise reduction (NRC-0.70) and sound attenuation (CAC-40).
- VOC emissions meet CA Specification 01350.
- USDA Certified Biobased Product.⁴
- Damage-resistant panels with impact resistance (ASTM C367) and integral color help to reduce the overall cost of ownership.
- USG Frost™ Basic Acoustical Panels are part of the Ecoblueprint™ portfolio — meeting today's sustainability standards. For sustainability documentation go to USG.com or CGCInc.com.

APPLICATIONS

- Healthcare (HIPAA requirements)
- Open or closed offices
- Media centers
- Libraries
- Schools (ANSI S12.60 classroom guidelines)

SUBSTRATE

- Cast mineral fiber

Fine-Textured Panel

USG FROST™ BASIC ACOUSTICAL PANELS

ORDER SAMPLES/LITERATURE
 USG: usg.com or samplitt@usg.com
 CGC: contact Sales Representative

TECHNICAL SERVICES
 800.USG.4YOU (874-4968)

FOR MOST UP-TO-DATE TECHNICAL INFORMATION AND LEED REPORT TOOL
 usgdesignstudio.com
 cgcdesignstudio.com



PRODUCT CERTIFIED FOR LOW CHEMICAL EMISSIONS: UL COM/CG UL 2818



USG FROST™ BASIC PANELS

Edge	Panel Size	Fire Rating ²	Item No.	UL Classified			Color	Grid Options	VOC Emissions	Abuse Resistant	Recycled Content ¹	Panel Cost
				NRC	CAC Min.	LR ³						
SLB	2'x2'x7/8" Foil-Back	Class A	440	0.70	40	0.84	White	A	Low		69%	\$\$\$
	2'x2'x3/4" Paper-Back		415	0.55	35	0.84	White	B	Low		71%	\$\$\$
	2'x4'x3/4" Paper-Back	Class A	450	0.70	38	0.84	White	A	Low		69%	\$\$\$
FL	2'x4'x3/4" Paper-Back	Class A	460	0.70	38	0.84	White	C,D,E,F	Low		69%	\$\$\$

Low Emissions (VOC)

Third party (GREENGUARD Gold) certified for low-emitting performance, meets California Department of Public Health's (CDPH) Standard Method v1.2 - 2017 (CA Section 01350). 'Certificates of Compliance' for Low VOC Emissions are available on usg.com and at spot.ul.com.

High Recycled Content

USG classifies High Recycled Content as greater than 50%. Total recycled content is based on product composition of postconsumer and preconsumer (postindustrial) recycled content per FTC guidelines.

Firecode®

Abuse Resistant

GRID PROFILE OPTIONS

A USG DX*	B USG DXL™	C USG Centricitee™ DXT™	D USG Finline® DXF™	E USG Finline® 1/8 DXFF™	F USG Identitee® DXI™

PHYSICAL DATA/ FOOTNOTES

Product literature
 Data sheet: SC1817

ASTM E1264 classification

ASTM E1264-22 Type III, Form 4, Pattern E
 ASTM E1264-23 Type A, Form A1.4, Pattern E

ASTM E84 and CAN/ULC S102 surface-burning characteristics

Class A
 Flame spread: 25 or less
 Smoke developed: 50 or less

UL Type

AP, AP-1, AP-2, AP-3

Weight

1.51-1.72 lb./sq. ft.

Online tools

usgdesignstudio.com or cgcdesignstudio.com

Thermal resistance

R-1.7 (Class A)
 R-1.1 (Firecode®)

Maximum backloading

See *USG 30-Year Limited System Warranty Commercial Applications* (SC2102).

Maintenance

Can be cleaned easily with a soft brush or vacuum.

Impact resistance

ASTM C367—tested to min. 190 lb./sq. ft. for 1/4" depression by a 2" steel ball.

Texture

The manufacturing process for cast ceiling panels creates natural, subtle texture variations, which is a distinguishing feature of these products. Because of potential variances between production dates, we recommend ordering and installing cast products by production lot number.

Environmental conditions

All USG limited warranties are subject to use under normal conditions. Abnormal conditions include exposure to chemical fumes, vibrations, moisture from conditions such as leaks or condensation, excessive humidity due to shutoff of HVAC system, or excessive dirt or dust buildup.

Notes

- For details, see USG Sustainability tool at usgdesignstudio.com or cgcdesignstudio.com.
- Firecode® products are approved for use in fire-resistance rated UL designs, where the designs allow for the UL Type Designation.
- LR values are shown as averages.
- This product has achieved both BioPreferred initiatives: Federal Procurement Preference and Certified Product Labeling. See the complete listing of all USG ceiling panels on biopreferred.gov website.
- Select custom color panels are available in limited sizes and edge profiles. Minimum order quantities apply. Please contact your local sales representative for availability, pricing, minimum order quantities and lead times.

Notice

The information in this document is subject to change without notice. CGC Inc. or USG Corp. assumes no responsibility for any errors that may inadvertently appear in this document.

SC1817/rev. 8-23

© 2023 USG Corporation and/or its affiliates. All rights reserved. Printed in U.S.A.

Manufactured by USG Interiors, LLC
 550 West Adams Street
 Chicago, IL 60661


The trademarks USG, CGC, CENTRICITEE, DONN, DX, DXF, DXFF, DXI, DXL, DXT, FINELINE, FIRECODE, FROST, IDENTITEE, IT'S YOUR WORLD. BUILD IT., the USG/CGC logo, the design elements and colors, and related marks are trademarks of USG Corporation or its affiliates.

Safety First! Follow good safety/industrial hygiene practices during installation. Wear appropriate personal protective equipment. Read SDS and literature before specification and installation.



USG FROST™/USG FROST™ HIGH-LR ACOUSTICAL PANELS

CLIMAPLUS™ PERFORMANCE



USG Frost™ High-LR Acoustical Panels with ClimaPlus™ Performance, and USG Donn® Brand Identitee® DXI™ Acoustical Suspension System

FEATURES AND BENEFITS

- Balanced Acoustics.
- Excellent combination of noise reduction (up to NRC-0.75) and sound attenuation (up to CAC-40) for use in mixed (open-plan/closed-plan) office design.
- VOC emissions meet CA Specification 01350.
- USDA Certified Biobased Product.⁶
- High light-reflective finish (up to LR-0.89) reduces light fixtures and energy use.
- Damage-resistant panels with impact resistance (ASTM C367) and integral color help to reduce the overall cost of ownership.
- ClimaPlus™ 30-year limited system warranty against visible sag, mold and mildew.
- USG Frost™/USG Frost™ High-LR Acoustical Panels are part of the Ecoblueprint™ portfolio — meeting today's sustainability standards. For sustainability documentation go to USG.com or CGCInc.com.

APPLICATIONS

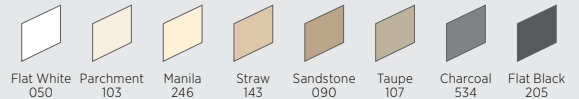
- Healthcare (HIPAA requirements)
- Schools (ANSI S12.60 classroom guidelines)
- Government projects (ACOE performance requirements)
- Mixed office design
- Closed- or open-plan offices
- Media centers/libraries

SUBSTRATE

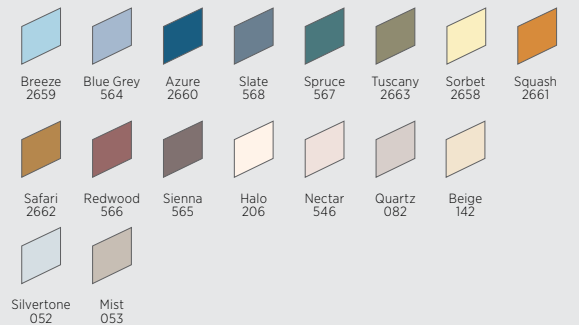
- Cast mineral fiber

TO ORDER SAMPLES, GO TO USG.COM OR CGCINC.COM


STANDARD COLORS



ADVANTAGE COLORS



PREMIUM COLORS



Limited color options available. See Ceiling Solutions Color Program for details.

USG FROST™/USG FROST™ HIGH-LR ACOUSTICAL PANELS

CLIMAPLUS™ PERFORMANCE

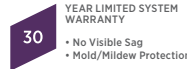
ORDER SAMPLES/LITERATURE
 USG: usg.com or samplitt@usg.com
 CGC: contact Sales Representative

TECHNICAL SERVICES
 800 USG.4YOU (874-4968)

FOR MOST UP-TO-DATE TECHNICAL INFORMATION AND LEED REPORT TOOL
 usgdesignstudio.com
 cgcdesignstudio.com



PRODUCT CERTIFIED FOR LOW CHEMICAL EMISSIONS:
 UL/COM/GG
 UL 2818



UL Classified

Edge	Panel Size	Fire Rating	Item No.	NRC	CAC Min. ²	LR ³	Color ⁴	Grid Options	VOC Emissions	Anti-Mold & Mildew	Abuse Resistant	Recycled Content ¹	Panel Cost
USG FROST™ PANELS	SLB 	Class A	414	0.70	36	0.84	White Standard Advantage Premium	A	Low			69%	\$\$\$
	FL 	Class A	418	0.70	38/40	0.84	White Standard Advantage Premium	B,C,D,E	Low			69%	\$\$\$
	FLB 	Class A	419	0.70	38/40	0.84	White Standard Advantage Premium	F,G,H,I	Low			69%	\$\$\$
USG FROST™ HIGH-LR PANELS	SLB 	Class A	490	0.75	35	0.89	White	A	Low			69%	\$\$\$
	FLB 	Class A	491	0.75	35	0.89	White	F,G,H,I	Low			69%	\$\$\$

Low Emissions (VOC)

Third party (GREENGUARD Gold) certified for low-emitting performance, meets California Department of Public Health's (CDPH) Standard Method v1.2 - 2017 (CA Section 01350). 'Certificates of Compliance' for Low VOC Emissions are available on usg.com and at spot.ul.com.

ClimaPlus™ Warranty Performance⁵

Contains a broad-spectrum antimicrobial additive on the face and back of the panel that provides resistance against the growth of mold and mildew. Includes sag-resistance performance.

High Recycled Content

USG classifies High Recycled Content as greater than 50%. Total recycled content is based on composition of postconsumer and preconsumer (postindustrial) recycled content per FTC guidelines.

Abuse Resistant

USG FROST™ PANELS

USG FROST™ HIGH-LR PANELS

GRID PROFILE OPTIONS

A USG DX®	B USG Centricitee™ DXT™	C USG Fineline® DXF™	D USG Fineline® 1/8 DXFF™	E USG Identitee® DXI™	F USG Centricitee™ DXT™	G USG Fineline® DXF™	H USG Fineline® 1/8 DXFF™	I USG Identitee® DXI™

PHYSICAL DATA/
 FOOTNOTES

Product literature
 Data sheet: SC1968

ASTM E1264 classification
 ASTM E1264-22 Type III, Form 4, Pattern E
 ASTM E1264-23 Type A, Form A1.4, Pattern E

ASTM E84 and CAN/ULC S102 surface-burning characteristics
 Class A
 Flame spread: 25 or less
 Smoke developed: 50 or less

Weight
 1.51-1.86 lb./sq. ft.

Thermal resistance
 R-1.7

Online tools
 usgdesignstudio.com or cgcdesignstudio.com

Maximum backloading
 See *USG 30-Year Limited System Warranty Commercial Applications* (SC2102).

Maintenance
 Can be cleaned easily with a soft brush or vacuum.

Texture
 The manufacturing process for cast ceiling panels creates natural, subtle texture variations, which is a distinguishing feature of these products. Because of potential variances between production dates, we recommend ordering and installing cast products by production lot number.

Notes

- For details, see USG Sustainability tool at usgdesignstudio.com or cgcdesignstudio.com.
- Item Nos. 418 and 419 achieve 40 CAC when installed with USG Donn® Brand Fineline® or Fineline 1/8 suspension system.
- LR values are shown as averages.
- See Colors selector for more information.
- For details, see *USG 30-Year Limited System Warranty Commercial Applications* (SC2102).
- This product has achieved both BioPreferred initiatives: Federal Procurement Preference and Certified Product Labeling. See the complete listing of all USG ceiling panels on biopreferred.gov website.
- Select custom color panels are available in limited sizes and edge profiles. Minimum order quantities apply. Please contact your local sales representative for availability, pricing, minimum order quantities and lead times.

Notice
 The information in this document is subject to change without notice. CGC Inc. or USG Corp. assumes no responsibility for any errors that may inadvertently appear in this document.

SC1968/rev. 8-23
 © 2023 USG Corporation and/or its affiliates. All rights reserved. Printed in U.S.A.


Manufactured by
 USG Interiors, LLC
 550 West Adams Street
 Chicago, IL 60661

The trademarks USG, CGC, CENTRICITEE, CLIMAPLUS, DONN, DX, DXF, DXFF, DXI, DXL, DXT, FINELINE, FROST, IDENTITEE, IT'S YOUR WORLD, BUILD IT, the USG/CGC logo, the design elements and colors, and related marks are trademarks of USG Corporation or its affiliates

Safety First! Follow good safety/industrial hygiene practices during installation. Wear appropriate personal protective equipment. Read SDS and literature before specification and installation.



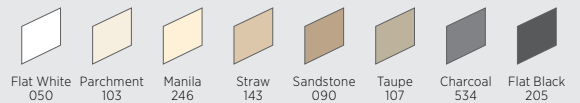
USG GLACIER™ BASIC ACOUSTICAL PANELS



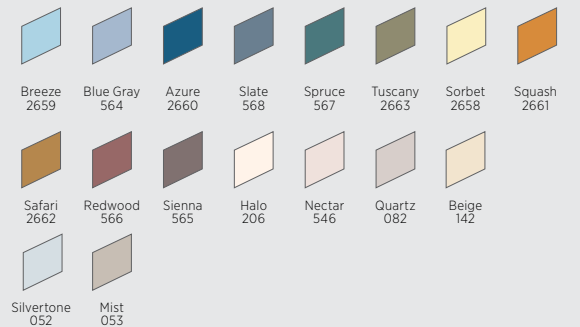
USG Glacier™ Basic Acoustical Panels with USG Donn® Brand Identitee® DXI™ Acoustical Suspension System

TO ORDER SAMPLES, GO TO USG.COM OR CGCINC.COM

STANDARD COLORS



ADVANTAGE COLORS



PREMIUM COLORS



Limited color options available. See Ceiling Solutions Color Program for details.

FEATURES AND BENEFITS

- Heavily textured cast product with durable surface that resists scrapes commonly caused by accessing the ceiling plenum.
- VOC emissions meet CA Specification 01350.
- USDA Certified Biobased Product.⁵
- Integral color masks nicks and scratches and enhances lifelong panel appearance.
- Optional Firecode® product designed to meet life-safety codes.
- USG Glacier™ Basic Acoustical Panels are part of the Ecoblueprint™ portfolio — meeting today's sustainability standards. For sustainability documentation go to USG.com or CGCInc.com.

APPLICATIONS

- Food courts
- Hospitality
- Libraries
- Restaurants

SUBSTRATE

- Cast mineral fiber

USG GLACIER™ BASIC ACOUSTICAL PANELS

ORDER SAMPLES/LITERATURE
 USG: usg.com or samplitt@usg.com
 CGC: contact Sales Representative

TECHNICAL SERVICES
 800.USG.4YOU (874-4968)







































FOR MOST UP-TO-DATE TECHNICAL INFORMATION AND LEED REPORT TOOL
 usgdesignstudio.com
 cgcdesignstudio.com



PRODUCT CERTIFIED FOR LOW CHEMICAL EMISSIONS: UL/COM/GG UL 2818



USG GLACIER™ BASIC PANELS

UL Classified												
Edge	Panel Size	Fire Rating ²	Item No.	NRC	CAC Min.	LR ³	Color ⁴	Grid Options	VOC Emissions	Abuse Resistant	Recycled Content ¹	Panel Cost
SL 	2'x2'x3/4" Paper-Back		707				White Standard Advantage Premium					
	2'x2'x3/4" Paper-Back		715				White					
	2'x4'x3/4" Paper-Back		711				White					
FL 	2'x2'x3/4" Paper-Back		708				White Standard Advantage Premium					

Low Emissions (VOC)

Third party (GREENGUARD Gold) certified for low-emitting performance, meets California Department of Public Health's (CDPH) Standard Method v1.2 - 2017 (CA Section 01350). 'Certificates of Compliance' for Low VOC Emissions are available on usg.com and at spot.ul.com.

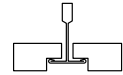
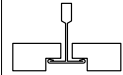
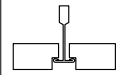
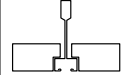
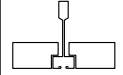
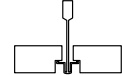
High Recycled Content

USG classifies High Recycled Content as greater than 50%. Total recycled content is based on product composition of postconsumer and preconsumer (postindustrial) recycled content per FTC guidelines.

Firecode®

Abuse Resistant

GRID PROFILE OPTIONS

A USG DX®	B USG DXL™	C USG Centricitee™ DXT™	D USG Fineline® DXF™	E USG Fineline® 1/8 DXFF™	F USG Identitee® DXI™
					

PHYSICAL DATA

Product literature
 Data sheet: SC1819

ASTM E1264 classification
 ASTM E1264-22 Type III, Form 4, Pattern F
 ASTM E1264-23 Type A, Form A1.4, Pattern F

ASTM E84 and CAN/ULC S102 surface-burning characteristics
 Class A
 Flame spread: 25 or less
 Smoke developed: 50 or less

UL Type
 AP, AP-1, AP-2, AP-3

Weight
 1.47 lb./sq. ft. (Class A panels)
 1.52 lb./sq. ft. (Firecode® panel)

Online tools
 usgdesignstudio.com or cgcdesignstudio.com

Thermal resistance
 R-1.7 (Class A)
 R-1.3 (Firecode®)

Maximum backloading
 See USG 30-Year Limited System Warranty Commercial Applications (SC2102).

Maintenance
 Can be cleaned easily with a soft brush or vacuum.

Texture
 The manufacturing process for cast ceiling panels creates natural, subtle texture variations, which is a distinguishing feature of these products. Because of potential variances between production dates, we recommend ordering and installing cast products by production lot number.

Notes

- For details, see USG Sustainability tool at usgdesignstudio.com or cgcdesignstudio.com.
- Firecode® products are approved for use in fire-resistance rated UL designs, where the designs allow for the UL Type Designation.
- LR values are shown as averages.
- See Colors selector for more information.
- This product has achieved both BioPreferred initiatives: Federal Procurement Preference and Certified Product Labeling. See the complete listing of all USG ceiling panels on biopreferred.gov website.
- Select custom color panels are available in limited sizes and edge profiles. Minimum order quantities apply. Please contact your local sales representative for availability, pricing, minimum order quantities and lead times.

Notice

The information in this document is subject to change without notice. CGC Inc. or USG Corp. assumes no responsibility for any errors that may inadvertently appear in this document.

SC1819/rev. 8-23
 © 2023 USG Corporation and/or its affiliates. All rights reserved. Printed in USA

Manufactured by USG Interiors, LLC
 550 West Adams Street
 Chicago, IL 60661

The trademarks USG, CGC, CENTRICITEE, DONN, DX, DXF, DXFF, DXI, DXL, DXT, FINELINE, FIRECODE, GLACIER, IDENTITEE, IT'S YOUR WORLD. BUILD IT., the USG/CGC logo, the design elements and colors, and related marks are trademarks of USG Corporation or its affiliates.

Safety First! Follow good safety/industrial hygiene practices during installation. Wear appropriate personal protective equipment. Read SDS and literature before specification and installation.



USG HALCYON™ / HALCYON™ ECO ACOUSTICAL PANELS

CLIMAPLUS™ PERFORMANCE WITH PLANT-BASED BINDER

USG Halcyon™ Acoustical Panels
with ClimaPlus™ Performance, and
USG Donn® Brand Identitee® DXI™
Acoustical Suspension System

TO ORDER SAMPLES, GO TO USG.COM OR CGCINC.COM



Flat White
050



Limited color options available.
See Ceiling Solutions Color
Program for details.

FEATURES AND BENEFITS

- Exception noise reduction with NRC values up to 1.00.
- High light-reflective finish (LR-0.90) reduces light fixtures and energy use.
- Washable and scrubbable finish.
- Impact and scratch resistant.
- Coordinates visually with USG Mars™ for open/closed-plan applications.
- Compatible with USG Logix™ Integrated Ceiling Systems.
- Nondirectional, monolithic visual reduces installation time and waste.
- ClimaPlus™ 30-year limited system warranty against visible sag, mold and mildew.
- Balanced Acoustics. High NRC & High CAC with backer options.
- Halcyon™ ECO is part of the Ecoblueprint portfolio – meeting today's sustainability standards. For sustainability documentation go to USG.com or CGCInc.com.
- Halcyon™ ECO is manufactured with a plant-based binder.
- Halcyon™ ECO is GREENGUARD Gold Certified for low emitting performance.

APPLICATIONS

- Open-plan offices
- Indirect lighting
- Libraries
- Media rooms
- Waiting rooms (addresses HIPAA standards)

SUBSTRATE

- Fiberglass

Fine-Textured Panel

USG HALCYON™/HALCYON™ ECO ACOUSTICAL PANELS

CLIMAPLUS™ PERFORMANCE

ORDER SAMPLES/LITERATURE
USG: usg.com or samplitt@usg.com
CGC: contact Sales Representative

TECHNICAL SERVICES
800.USG.4YOU (874-4968)

FOR MOST UP-TO-DATE
TECHNICAL INFORMATION
AND LEED REPORT TOOL
usgdesignstudio.com
cgcdesignstudio.com



PRODUCT CERTIFIED
FOR LOW CHEMICAL
EMISSIONS:
UL.COM/GG
UL 2818



Declare® Labels on select products, see usg.com for more details and documentation.

UL Classified

Edge	Panel Size ²	Fire Rating	Item No.	NRC	CAC Min.	LR ³	Color	Grid Options	VOC Emissions	Anti-Mold & Mildew/Sag Resistance	Recycled Content ¹	Panel Cost
SQ <input type="checkbox"/>	2'x2'x3/4"	Class A	97221	0.90	20	0.90	White	A, B, C	—		38%	\$\$\$\$
	2'x4'x3/4"	Class A	97241	0.90	20	0.90	White	A, B	—		38%	\$\$\$\$
	2'x2'x1"	Class A	98221	0.95	20	0.90	White	A, B, C	—		40%	\$\$\$\$
	2'x2'x1" Foil-Back	Class A	88221	0.90	27	0.90	White	A, B, C	—		37%	\$\$\$\$
	2'x4'x1"	Class A	98241	0.95	20	0.90	White	A, B	—		40%	\$\$\$\$
	2'x4'x1" Foil-Back	Class A	88223	0.90	27	0.90	White	A, B	—		37%	\$\$\$\$
	30"x30"x1"	Class A	98331	0.95	20	0.90	White	A, B	—		40%	\$\$\$\$
	30"x60"x1"	Class A	97266	0.95	20	0.90	White	A, B	—		40%	\$\$\$\$
	2'x4'x1-1/2"	Class A	99241	1.00	25	0.90	White	A, B	—		42%	\$\$\$\$
	2'x4'x1-1/2" Foil-Back	Class A	88224	0.95	30	0.90	White	A, B	—		39%	\$\$\$\$
	2'x2'x1-1/2"	Class A	99221	1.00	25	0.90	White	A, B, C	—		42%	\$\$\$\$
	2'x2'x1-1/2" Foil-Back	Class A	97356	0.95	30	0.90	White	A,B,C	—		39%	\$\$\$\$
SQ <input type="checkbox"/>	2'x2'x1"	Class A	97312	0.95	20	0.90	White	A, B, C	Low		34%	\$\$\$\$
	2'x4'x1"	Class A	97313	0.95	20	0.90	White	A, B	Low		34%	\$\$\$\$
	4'x4x1"	Class A	97314	0.95	20	0.90	White	A, B	Low		34%	\$\$\$\$

ClimaPlus™ Warranty Performance⁴
Fiberglass substrate is inherently resistant to the growth of mold and mildew. Includes sag-resistance performance.

Low Emissions (VOC)
Third party (GREENGUARD Gold) certified for low-emitting performance, meets California Department of Public Health's (CDPH) Standard Method v1.2 - 2017 (CA Section 01350). Certificates of Compliance for Low VOC Emissions are available on usg.com and at spot.ul.com.

USG HALCYON™
ACOUSTICAL PANELS

USG HALCYON™ ECO
ACOUSTICAL PANELS
Plant-Based Binder

Acoustical Ceiling Panels

USG HALCYON™/HALCYON™ ECO ACOUSTICAL PANELS

CLIMAPLUS™ PERFORMANCE

ORDER SAMPLES/LITERATURE
USG: usg.com or samplit@usg.com
CGC: contact Sales Representative

FOR MOST UP-TO-DATE
TECHNICAL INFORMATION
AND LEED REPORT TOOL
usgdesignstudio.com
cgdesignstudio.com

TECHNICAL SERVICES
800.USG.4YOU (874-4968)

Declare® Labels on select products, see usg.com for more details and documentation.



PRODUCT CERTIFIED FOR LOW CHEMICAL EMISSIONS: UL COM/GG UL 2818

30 YEAR LIMITED SYSTEM WARRANTY
• No Visible Sag
• Mold/Mildew Protection



10 YEAR AVAILABILITY 76575, 76775, 76975, 78575, 78775



ECOBLEUPRINT

Declare

UL Classified

Edge	Panel Size ²	Fire Rating	Item No.	NRC	CAC Min.	LR ³	Color	Grid Options	VOC Emissions	Anti-Mold & Mildew/Sag Resistance	Recycled Content ¹	Panel Cost
SL	2'x2'x1"	Class A	98223	0.95	20	0.90	White	D	—	□	40%	\$\$\$\$
	2'x2'x1" Foil-Back	Class A	88225	0.90	27	0.90	White	D	—	□	37%	\$\$\$\$
	2'x4'x1"	Class A	98243	0.95	20	0.90	White	D	—	□	40%	\$\$\$\$
	2'x4'x1" Foil-Back	Class A	88226	0.90	27	0.90	White	D	—	□	37%	\$\$\$\$
	30"x30"x1"	Class A	98333	0.95	20	0.90	White	D	—	□	40%	\$\$\$\$
	30"x60"x1"	Class A	99270	0.95	20	0.90	White	D	—	□	40%	\$\$\$\$
	2'x2'x1-1/2"	Class A	99223	1.00	25	0.90	White	D	—	□	42%	\$\$\$\$
	2'x2'x1-1/2" Foil-Back	Class A	97357	0.95	30	0.90	White	D	—	□	39%	\$\$\$\$
	2'x4'x1-1/2" Foil-Back	Class A	97358	0.95	30	0.90	White	D	—	□	39%	\$\$\$\$
SL	2'x2'x1"	Class A	97315	0.95	20	0.90	White	D	Low	□	34%	\$\$\$\$
	2'x4'x1"	Class A	97316	0.95	20	0.90	White	D	Low	□	34%	\$\$\$\$
	4'x4x1"	Class A	97317	0.95	20	0.90	White	D	Low	□	34%	\$\$\$\$

ClimaPlus™ Warranty Performance⁴
Fiberglass substrate is inherently resistant to the growth of mold and mildew. Includes sag-resistance performance.

Low Emissions (VOC)
Third party (GREENGUARD Gold) certified for low-emitting performance, meets California Department of Public Health's (CDPH) Standard Method v1.2 - 2017 (CA Section 01350). 'Certificates of Compliance' for Low VOC Emissions are available on usg.com and at spot.ul.com.

USG HALCYON™ ACOUSTICAL PANELS

USG HALCYON™ ECO ACOUSTICAL PANELS
Plant-Based Binder

USG HALCYON™/HALCYON™ ECO ACOUSTICAL PANELS

CLIMAPLUS™ PERFORMANCE

ORDER SAMPLES/LITERATURE
USG: usg.com or samplitt@usg.com
CGC: contact Sales Representative

TECHNICAL SERVICES
800.USG.4YOU (874-4968)

FOR MOST UP-TO-DATE TECHNICAL INFORMATION AND LEED REPORT TOOL
usgdesignstudio.com
cgcdesignstudio.com



PRODUCT CERTIFIED FOR LOW CHEMICAL EMISSIONS:
UL.COM/GG
UL 2818

30 YEAR LIMITED SYSTEM WARRANTY
• No Visible Sag
• Mold/Mildew Protection



10 YEAR AVAILABILITY
76975, 76775, 76975, 78575, 78775



ECOBUEPRINT

Declare.

Declare® Labels on select products, see usg.com for more details and documentation.

UL Classified

Edge	Panel Size ²	Fire Rating	Item No.	NRC	CAC Min.	LR ³	Color	Grid Options	VOC Emissions	Anti-Mold & Mildew/Sag Resistance	Recycled Content ¹	Panel Cost
FL	2'x2'x1"	Class A	98225	0.95	20	0.90	White	E, F, G, H	—		40%	\$\$\$\$
	2'x2'x1" Foil-Back	Class A	88227	0.90	27	0.90	White	E, F, G, H	—		37%	\$\$\$\$
	2'x4'x1"	Class A	98245	0.95	20	0.90	White	E, F, G, H	—		40%	\$\$\$\$
	2'x4'x1" Foil-Back	Class A	97368	0.90 ⁷	27 ⁸	0.90	White	E, F, G, H	—		37%	\$\$\$\$
	30"x30"x1"	Class A	98335	0.95	20	0.90	White	E, F, G, H	—		40%	\$\$\$\$
	30"x60"x1"	Class A	98336	0.95	20	0.90	White	E, F, G, H	—		40%	\$\$\$\$
	2'x2'x1-1/2"	Class A	99225	1.00	25	0.90	White	E, F, G, H	—		42%	\$\$\$\$
	2'x2'x1-1/2" Foil-Back	Class A	97359	0.95 ⁷	30 ⁸	0.90	White	E, F, G, H	—		39%	\$\$\$\$
FL	2'x2'x1"	Class A	97318	0.95	20	0.90	White	E, F, G, H	Low		34%	\$\$\$\$
	2'x4'x1"	Class A	97319	0.95	20	0.90	White	E, F, G, H	Low		34%	\$\$\$\$
	2'x5'x1"	Class A	97340	0.95	20	0.90	White	E, F, G, H	Low		34%	\$\$\$\$
	2'x6'x1"	Class A	97341	0.95	20	0.90	White	E, F, G, H	Low		34%	\$\$\$\$
	2'x8'x1"	Class A	97342	0.95	20	0.90	White	E, F, G, H	Low		34%	\$\$\$\$
	4'x4'x1"	Class A	97320	0.95	20	0.90	White	E, F, G, H	Low		34%	\$\$\$\$

ClimaPlus™ Warranty Performance⁴
Fiberglass substrate is inherently resistant to the growth of mold and mildew. Includes sag-resistance performance.

Low Emissions (VOC)
Third party (GREENGUARD Gold) certified for low-emitting performance, meets California Department of Public Health's (CDPH) Standard Method v1.2 - 2017 (CA Section 01350). 'Certificates of Compliance' for Low VOC Emissions are available on usg.com and at spot.ul.com.

GRID PROFILE OPTIONS

A USG DX*	B USG DXW™	C ⁵ USG Centricitee™ DXT™	D USG DX*	E USG Centricitee™ DXT™	F USG Fineline® DXF™	G USG Fineline® 1/8 DXFF™	H USG Identitee® DXI™

PHYSICAL DATA/ FOOTNOTES

Product literature
Data sheet: SC2365

ASTM E1264 classification
ASTM E1264-22 Type XII, Form 2, Pattern E & G
ASTM E1264-23 Type B, Form B2, Pattern E & G

ASTM E84 and CAN/ULC S102 surface-burning characteristics
Class A
Flame spread: 25 or less
Smoke developed: 50 or less

Online tools
usgdesignstudio.com or
cgcdesignstudio.com

Weight
0.28 lb./sq. ft. (3/4" panels)
0.40 lb./sq. ft. (1" panels)
0.59 lb./sq. ft. (1-1/2" panels)

Thermal resistance
R-3.3 (3/4" panels),
R-4.4 (1" panels)
R-6.6 (1-1/2" panels)

Maximum backloading
See *USG 30-Year Limited System Warranty Commercial Applications* (SC2102).

Maintenance
Can be cleaned easily with a soft brush or vacuum. To clean panel, use a clean, white cloth with water or a mild detergent and wipe surface.

Treating field-cut reveal edges
All field-cut edges "exposed to view" should be colored to match the factory finish. USG Halcyon™ Touch-up Edge Paint is recommended when perimeter field cuts expose the substrate.

Metric sizes available
Contact sales for minimum quantities and lead times.

Notes

- For details, see USG Sustainability tool at usgdesignstudio.com or cgcdesignstudio.com.
- Custom-size panels available. Please contact your USG or CGC sales representative for details.
- LR values are shown as averages.
- For details, see *USG 30-Year Limited System Warranty Commercial Applications* (SC2102).
- Maximum 2'x2' with SQ edge panels.
- Select custom color panels are available in limited sizes and edge profiles. Minimum order quantities apply. Please contact your local sales representative for availability, pricing, minimum order quantities and lead times.
- Tested in accordance with ASTM C423 in USG Acoustical Test Facility (NVLAP Lab Code: 200132-0); not UL classified for acoustics.
- Tested in accordance with ASTM E1414 in USG Acoustical Test Facility (NVLAP Lab Code: 200132-0); not UL classified for acoustics.

Notice
The information in this document is subject to change without notice. CGC Inc. or USG Corp. assumes no responsibility for any errors that may inadvertently appear in this document.

SC2365/rev. 8-23
© 2023 USG Corporation and/or its affiliates. All rights reserved. Printed in USA

Manufactured by USG Interiors, LLC
550 West Adams Street
Chicago, IL 60661

The trademarks USG, CGC, CENTRICITEE, CLIMAPLUS, DONN, DX, DXF, DXFF, DXI, DXT, DXW, FINELINE, HALCYON, IDENTITEE, LOGIX, MARS, IT'S YOUR WORLD. BUILD IT., the USG/CGC logo, the design elements and colors, and related marks are trademarks of USG Corporation or its affiliates.

Safety First! Follow good safety/industrial hygiene practices during installation. Wear appropriate personal protective equipment. Read SDS and literature before specification and installation.



USG HALCYON™ HEALTHCARE ACOUSTICAL PANELS

CLIMAPLUS™ PERFORMANCE



USG Halcyon™ Healthcare
Acoustical Panels with ClimaPlus™
Performance/USG Donn® Brand DX®
Acoustical Suspension System
Chinook Regional Hospital
Architect: Perkins + Will / KRA / Group2 / Stuart Olson
Photo: ©Andrew Latrelle m

TO ORDER SAMPLES, GO TO USG.COM OR CGCINC.COM



White
050

FEATURES AND BENEFITS

- Water-repellent membrane safe with common disinfectants.*
- Washable, scrubbable, soil-resistant finish. Impact and scratch resistant.
- Acoustics and cleanability exceed FGI guidelines for healthcare.
- Meets USDA/FSIS guidelines for use in food-processing areas.
- Achieves FDA standards for smoothness, durability and cleanability.
- Meets requirements of California Building Code table 1224.1, level 2.
- Coordinates visually with USG Mars™ and USG Halcyon™
- High light-reflective finish (LR-0.90) reduces light fixtures and energy use.
- High sound absorption NRC (0.95-1.00) AC 190 helps address HIPAA standards.
- ClimaPlus™ 30-year limited system warranty against visible sag, mold and mildew.

APPLICATIONS

- Patient rooms
- Nurses' stations
- Laboratories
- Lavatories/restrooms
- Kitchen/food-prep areas

SUBSTRATE

- Fiberglass

Fine-Textured Panel

USG HALCYON™ HEALTHCARE ACOUSTICAL PANELS

CLIMAPLUS™ PERFORMANCE

ORDER SAMPLES/LITERATURE
 USG: usg.com or samplitt@usg.com
 CGC: contact Sales Representative

TECHNICAL SERVICES
 800.USG.4YOU (874-4968)

FOR MOST UP-TO-DATE TECHNICAL INFORMATION AND LEED REPORT TOOL
 usgdesignstudio.com
 cgcdesignstudio.com

30 YEAR LIMITED SYSTEM WARRANTY

- No Visible Sag
- Mold/Mildew Protection

U L Classified

Edge	Panel Size	Fire Rating	Item No.	NRC	CAC Min.	LR ²	Color	Grid Options	Anti-Mold & Mildew/Sag Resistance	Recycled Content ¹	Panel Cost
SQ	2'x2'x1"	Class A	98232	0.95	20	0.90	White	A, B, C, D, E, F		40%	\$\$\$\$
	2'x4'x1"	Class A	98233	0.95	20	0.90	White	A, B, D, E, F		40%	\$\$\$\$
	2'x2'x1-1/2"	Class A	98234	1.00	25	0.90	White	A, B, C, D, E, F		42%	\$\$\$\$
	2'x4'x1-1/2"	Class A	98235	1.00	25	0.90	White	A, B, D, E, F		42%	\$\$\$\$
SL	2'x2'x1"	Class A	98238	0.95	20	0.90	White	G, H, I, J		40%	\$\$\$\$
	2'x4'x1"	Class A	98239	0.95	20	0.90	White	G, H, I, J		40%	\$\$\$\$
	2'x2'x1-1/2"	Class A	98217	1.00	25	0.90	White	G, H, I, J		42%	\$\$\$\$
	2'x4'x1-1/2"	Class A	98218	1.00	25	0.90	White	G, H, I, J		42%	\$\$\$\$
FL	2'x2'x1"	Class A	98236	0.95	20	0.90	White	K, L, M, N		40%	\$\$\$\$
	2'x4'x1"	Class A	98237	0.95	20	0.90	White	K, L, M, N		40%	\$\$\$\$

ClimaPlus™ Warranty Performance
 Fiberglass substrate is inherently resistant to the growth of mold and mildew. Includes sag-resistance performance.

GRID PROFILE OPTIONS

A USG DX*	B USG DXW™	C ⁴ USG Centricitee™ DXT™	D USG DXLA™	E USG ZXLA™	F USG AX™	G USG DX*
H USG DXLA™	I USG ZXLA™	J USG AX™	K USG Centricitee™ DXT™	L USG Finline® DXF™	M USG Finline® 1/8 DXFF™	N USG Identitee® DX1™

PHYSICAL DATA/ FOOTNOTES

Product literature
 Data sheet: SC2652

ASTM E1264 classification
 ASTM E1264-22 Type XI, Form 2, Pattern E & G
 ASTM E1264-23 Type B, Form B2, Pattern E & G

ASTM E84 and CAN/ULC S102 surface-burning characteristics
 Class A
 Flame spread: 25 or less
 Smoke developed: 50 or less

Weight
 0.40 lb./sq. ft. (1" panels)
 0.59 lb./sq. ft. (1-1/2" panels)

Thermal resistance
 R-4.4 (1" panels)
 R-6.6 (1-1/2" panels)

Maximum backloading
 See USG 30-Year Limited System Warranty Commercial Applications (SC2102).

Online tools
 usgdesignstudio.com or cgcdesignstudio.com

ASTM D2486 scrubability test
 (standard test)

ASTM D4828 washability test
 (modified test)

Water repellency
 Cobb method (Tappi T441 om-84)
 Water Drop Test

***Maintenance**
 To clean panel, use a clean, white cloth with water or a mild detergent and wipe surface. To disinfect panel, lightly spray surface and wipe clean with a clean, white cloth. Acceptable colorless disinfectants include:
 - Hydrogen peroxide
 - Isopropyl alcohol
 - Quaternary ammonium
 - Sodium hypochlorite
 Do not mix cleaners. Follow cleaner manufacturer's recommendations.

Metric sizes available
 Contact sales for minimum quantities and lead times.

- Notes**
1. For details, see USG Sustainability tool at usgdesignstudio.com or cgcdesignstudio.com.
 2. LR values are shown as averages.
 3. For details, see USG 30-Year Limited System Warranty Commercial Applications (SC2102).
 4. Maximum 2'x2' with SQ edge panels.

Treating field-cut reveal edges
 All field-cut edges "exposed to view" should be colored to match the factory finish. USG Halcyon™ Ceiling Touch-up Paint is recommended when perimeter field cuts expose the substrate.

Notice
 The information in this document is subject to change without notice. CGC Inc. or USG Corp. assumes no responsibility for any errors that may inadvertently appear in this document.

SC2652/rev. 8-23
 © 2023 USG Corporation and/or its affiliates. All rights reserved. Printed in U.S.A.

Manufactured by USG Interiors, LLC
 550 West Adams Street
 Chicago, IL 60661

The trademarks USG, CGC, AX, CENTRICITEE, CLIMAPLUS, DONN, DX, DXF, DXFF, DXI, DXLA, DXT, DXW, FINELINE, HALCYON, IDENTITEE, MARS, ZXLA, IT'S YOUR WORLD. BUILD IT., the USG/CGC logo, the design elements and colors, and related marks are trademarks of USG Corporation or its affiliates.

Safety First! Follow good safety/industrial hygiene practices during installation. Wear appropriate personal protective equipment. Read SDS and literature before specification and installation.



USG HALCYON™ LOGIX™ ACOUSTICAL PANELS

CLIMAPLUS™ PERFORMANCE



USG Halcyon™ Acoustical Panels with ClimaPlus™ Performance, and USG Donn® Brand Centricitee™ DXT™ Logix™ Acoustical Suspension System, Maricopa County Southwest Justice Center in Avondale, AZ. Architect: Architekton, Photo: ©Leland Gebhardt Photography

TO ORDER SAMPLES, GO TO USG.COM OR CGCINC.COM



Flat White
050



Limited color options available.
See Ceiling Solutions Color Program for details.

FEATURES AND BENEFITS

- Compatible with USG Logix™ Integrated System.
- Monolithic, structured ceiling visual using standard components.
- High light-reflective finish (LR-0.90) reduces light fixtures and energy use.
- Washable and scrubbable finish—impact and scratch resistant.
- Coordinates visually with USG Mars™ Logix™ Acoustical Panels for open/closed-plan applications.
- ClimaPlus™ 30-year limited system warranty against visible sag, mold and mildew.
- High sound absorption with an NRC of up to 0.95 and an AC of up to 200.

APPLICATIONS

- Open-plan offices
- Conference rooms
- Reception and lobby areas
- Media centers and libraries
- Airports
- Spaces with indirect or natural lighting

SUBSTRATE

- Fiberglass

Fine-Textured Panel

USG HALCYON™ LOGIX™ ACOUSTICAL PANELS

CLIMAPLUS™ PERFORMANCE







































ORDER SAMPLES/LITERATURE
 USG: usg.com or samplitt@usg.com
 CGC: contact Sales Representative


TECHNICAL SERVICES
 800.USG.4YOU (874-4968)

FOR MOST UP-TO-DATE
 TECHNICAL INFORMATION
 AND LEED REPORT TOOL
 usgdesignstudio.com
 cgcdesignstudio.com

30 YEAR LIMITED SYSTEM WARRANTY
 • No Visible Sag
 • Mold/Mildew Protection

UL Classified

Edge	Panel Size ⁵	Fire Rating	Item No.	NRC	CAC Min.	LR ²	Color	Grid Options	Anti-Mold & Mildew/Sag Resistance	Recycled Content ¹	Panel Cost
											
SQ 	20"x54"x1"	Class A	97407	0.95	20	0.90	White	A		40%	\$\$\$\$
	20"x56"x1"	Class A	97408	0.95	20	0.90	White	A		40%	\$\$\$\$
	20"x60"x1"	Class A	98261	0.95	20	0.90	White	A		40%	\$\$\$\$
	21"x24"x1"	Class A	97411	0.95	20	0.90	White	A, B		40%	\$\$\$\$
	22"x24"x1"	Class A	97413	0.95	20	0.90	White	A, B		40%	\$\$\$\$
	22"x48"x1"	Class A	97414	0.95	20	0.90	White	A		40%	\$\$\$\$
	24"x24"x1"	Class A	98221	0.95	20	0.90	White	A, B		40%	\$\$\$\$
	24"x42"x1"	Class A	97277	0.95	20	0.90	White	A		40%	\$\$\$\$
	24"x48"x1"	Class A	98241	0.95	20	0.90	White	A		40%	\$\$\$\$
	24"x72"x1"	Class A	99234	0.95	20	0.90	White	A		40%	\$\$\$\$
	24"x96"x1"	Class A	98351	0.95	20	0.90	White	A		40%	\$\$\$\$
	27"x60"x1"	Class A	97418	0.95	20	0.90	White	A		40%	\$\$\$\$
	30"x30"x1"	Class A	98331	0.95	20	0.90	White	A		40%	\$\$\$\$
	30"x60"x1"	Class A	97266	0.95	20	0.90	White	A		40%	\$\$\$\$
	48"x48"x1"	Class A	98441	0.95	20	0.90	White	A		40%	\$\$\$\$
	48"x54"x1"	Class A	97428	0.95	20	0.90	White	A		40%	\$\$\$\$
48"x96"x1"	Class A	98481	0.95	20	0.90	White	A		40%	\$\$\$\$	
SQ 	4"x48"x1"	Class A	97402	0.95 ⁸	20 ⁹	0.90	White	A		40%	\$\$\$\$
	4"x60"x1"	Class A	97403	0.95 ⁸	20 ⁹	0.90	White	A		40%	\$\$\$\$
	4"x72"x1"	Class A	97404	0.95 ⁸	20 ⁹	0.90	White	A		40%	\$\$\$\$
	6"x48"x1"	Class A	97227	0.95	20	0.90	White	A		40%	\$\$\$\$
	6"x60"x1"	Class A	97228	0.95	20	0.90	White	A		40%	\$\$\$\$
	12"x48"x1"	Class A	97491	0.95	20	0.90	White	A		40%	\$\$\$\$
SL 	20"x54"x1"	Class A	97436	0.95	20	0.90	White	C		40%	\$\$\$\$
	20"x56"x1"	Class A	97437	0.95	20	0.90	White	C		40%	\$\$\$\$
	20"x60"x1"	Class A	99267	0.95	20	0.90	White	C		40%	\$\$\$\$
	21"x24"x1"	Class A	98220	0.95	20	0.90	White	C		40%	\$\$\$\$

 **ClimaPlus™ Warranty Performance³**
 Fiberglass substrate is inherently resistant to the growth of mold and mildew. Includes sag-resistance performance.

USG HALCYON™ LOGIX™
FIELD PANELS

USG HALCYON™ LOGIX™
CHANNEL PANELS

USG HALCYON™ LOGIX™
FIELD PANELS

USG HALCYON™ LOGIX™ ACOUSTICAL PANELS

CLIMAPLUS™ PERFORMANCE

ORDER SAMPLES/LITERATURE
USG: usg.com or samplit@usg.com
CGC: contact Sales Representative

FOR MOST UP-TO-DATE
TECHNICAL INFORMATION
AND LEED REPORT TOOL
usgdesignstudio.com
cgcdesignstudio.com

TECHNICAL SERVICES
800.USG.4YOU (874-4968)

30 YEAR LIMITED SYSTEM WARRANTY
• No Visible Sag
• Mold/Mildew Protection

UL Classified

Edge	Panel Size ⁵	Fire Rating	Item No.	NRC	CAC Min.	LR ²	Color	Grid Options	Anti-Mold & Mildew/Sag Resistance	Recycled Content ¹	Panel Cost
SL 	22"x24"x1"	Class A	97440	0.95	20	0.90	White	C		40%	\$\$\$\$
	22"x48"x1"	Class A	97441	0.95	20	0.90	White	C		40%	\$\$\$\$
	24"x24"x1"	Class A	98223	0.95	20	0.90	White	C		40%	\$\$\$\$
	24"x42"x1"	Class A	97443	0.95	20	0.90	White	C		40%	\$\$\$\$
	24"x48"x1"	Class A	98243	0.95	20	0.90	White	C		40%	\$\$\$\$
	24"x72"x1"	Class A	99268	0.95	20	0.90	White	C		40%	\$\$\$\$
	24"x96"x1"	Class A	99269	0.95	20	0.90	White	C		40%	\$\$\$\$
	27"x60"x1"	Class A	97448	0.95	20	0.90	White	C		40%	\$\$\$\$
	30"x30"x1"	Class A	98333	0.95	20	0.90	White	C		40%	\$\$\$\$
	30"x60"x1"	Class A	99270	0.95	20	0.90	White	C		40%	\$\$\$\$
	48"x48"x1"	Class A	98443	0.95	20	0.90	White	C		40%	\$\$\$\$
	48"x54"x1"	Class A	97458	0.95	20	0.90	White	C		40%	\$\$\$\$
	48"x96"x1"	Class A	98483	0.95	20	0.90	White	C		40%	\$\$\$\$
SL 	4"x48"x1"	Class A	97430	0.95 ⁸	20 ⁹	0.90	White	C		40%	\$\$\$\$
	4"x60"x1"	Class A	97431	0.95 ⁸	20 ⁹	0.90	White	C		40%	\$\$\$\$
	4"x72"x1"	Class A	97432	0.95 ⁸	20 ⁹	0.90	White	C		40%	\$\$\$\$
	6"x48"x1"	Class A	99271	0.95	20	0.90	White	C		40%	\$\$\$\$
	6"x60"x1"	Class A	99272	0.95	20	0.90	White	C		40%	\$\$\$\$
	12"x24"x1"	Class A	99263	0.95	20	0.90	White	C		40%	\$\$\$\$
	12"x48"x1"	Class A	97571	0.95	20	0.90	White	C		40%	\$\$\$\$
FL 	20"x54"x1"	Class A	98360	0.95	20	0.90	White	D,E,F		40%	\$\$\$\$
	20"x56"x1"	Class A	97464	0.95	20	0.90	White	D,E,F		40%	\$\$\$\$
	20"x60"x1"	Class A	98194	0.95	20	0.90	White	D,E,F		40%	\$\$\$\$
	21"x24"x1"	Class A	98195	0.95	20	0.90	White	D,E,F		40%	\$\$\$\$
	22"x24"x1"	Class A	97467	0.95	20	0.90	White	D,E,F		40%	\$\$\$\$
	22"x48"x1"	Class A	97468	0.95	20	0.90	White	D,E,F		40%	\$\$\$\$
	24"x24"x1"	Class A	98225	0.95	20	0.90	White	D,E,F		40%	\$\$\$\$

ClimaPlus™ Warranty Performance³

Fiberglass substrate is inherently resistant to the growth of mold and mildew. Includes sag-resistance performance.

USG HALCYON™ LOGIX™
FIELD PANELS CONT

USG HALCYON™ LOGIX™
CHANNEL PANELS

USG HALCYON™ LOGIX™
FIELD PANELS

USG HALCYON™ LOGIX™ ACOUSTICAL PANELS

CLIMAPLUS™ PERFORMANCE

ORDER SAMPLES/LITERATURE
 USG: usg.com or samplitt@usg.com
 CGC: contact Sales Representative

TECHNICAL SERVICES
 800.USG.4YOU (874-4968)

FOR MOST UP-TO-DATE
 TECHNICAL INFORMATION
 AND LEED REPORT TOOL
 usgdesignstudio.com
 cgcdesignstudio.com

30 YEAR LIMITED SYSTEM WARRANTY
 • No Visible Sag
 • Mold/Mildew Protection

UL Classified

Edge	Panel Size ⁵	Fire Rating	Item No.	NRC	CAC Min.	LR ²	Color	Grid Options	Anti-Mold & Mildew/Sag Resistance	Recycled Content ¹	Panel Cost
FL	24"x42"x1"	Class A	98196	0.95	20	0.90	White	D,E,F		40%	\$\$\$\$
	24"x48"x1"	Class A	98245	0.95	20	0.90	White	D,E,F		40%	\$\$\$\$
	24"x57"x1"	Class A	98341	0.95	20	0.90	White	D,E,F		40%	\$\$\$\$
	24"x60"x1"	Class A	96271	0.95	20	0.90	White	D,E,F		40%	\$\$\$\$
	24"x72"x1"	Class A	98348	0.95	20	0.90	White	D,E,F		40%	\$\$\$\$
	24"x96"x1"	Class A	98197	0.95	20	0.90	White	D,E,F		40%	\$\$\$\$
	27"x60"x1"	Class A	98440	0.95	20	0.90	White	D,E,F		40%	\$\$\$\$
	30"x30"x1"	Class A	98335	0.95	20	0.90	White	D,E,F		40%	\$\$\$\$
	30"x60"x1"	Class A	98336	0.95	20	0.90	White	D,E,F		40%	\$\$\$\$
	48"x48"x1"	Class A	98445	0.95	20	0.90	White	D,E,F		40%	\$\$\$\$
	48"x54"x1"	Class A	98344	0.95	20	0.90	White	D,E,F		40%	\$\$\$\$
FL	4"x48"x1"	Class A	97460	0.95 ⁸	20 ⁹	0.90	White	D,E,F		40%	\$\$\$\$
	4"x60"x1"	Class A	97461	0.95 ⁸	20 ⁹	0.90	White	D,E,F		40%	\$\$\$\$
	4"x72"x1"	Class A	97462	0.95 ⁸	20 ⁹	0.90	White	D,E,F		40%	\$\$\$\$
	6"x42"x1"	Class A	99197	0.95 ⁸	20 ⁹	0.90	White	D,E,F		40%	\$\$\$\$
	6"x48"x1"	Class A	98198	0.95	20	0.90	White	D,E,F		40%	\$\$\$\$
	6"x54"x1"	Class A	98131	0.95 ⁸	20 ⁹	0.90	White	D,E,F		40%	\$\$\$\$
	6"x60"x1"	Class A	98199	0.95	20	0.90	White	D,E,F		40%	\$\$\$\$
	6"x96"x1"	Class A	98216	0.95 ⁸	20 ⁹	0.90	White	D,E,F		40%	\$\$\$\$
	12"x24"x1"	Class A	98191	0.95	20	0.90	White	D,E,F		40%	\$\$\$\$
	12"x48"x1"	Class A	98192	0.95	20	0.90	White	D,E,F		40%	\$\$\$\$
	12"x96"x1"	Class A	99265	0.95	20	0.90	White	D,E,F		40%	\$\$\$\$

USG HALCYON™ LOGIX™
FIELD PANELS CONT.

USG HALCYON™ LOGIX™
CHANNEL PANELS

GRID PROFILE OPTIONS

A USG DX*	B ⁴ USG Centricitee™ DXT™	C USG DX*	D USG Centricitee™ DXT™	E USG Fineline* DXF™	F USG Identitee* DXI™	ClimaPlus™ Warranty Performance ³
						Fiberglass substrate is inherently resistant to the growth of mold and mildew. Includes sag-resistance performance.

PHYSICAL DATA/ FOOTNOTES

Product literature
 Data sheet: IS272
 System guide: IS268

Online tools
 usgdesignstudio.com or
 cgcdesignstudio.com

ASTM E1264 classification
 ASTM E1264-22 Type XII, Form 2, Pattern E & G
 ASTM E1264-23 Type B, Form B2, Pattern E & G

ASTM E84 and CAN/ULC S102 surface burning characteristics
 Class A
 Flame spread: 25 or less
 Smoke developed: 50 or less

Weight
 0.47 lb./sq. ft.

Thermal resistance
 R-4.4

Maintenance
 Can be cleaned easily with a soft brush or vacuum. To clean panel, use a clean white cloth with water or a mild detergent and wipe surface.

Maximum backloading
 See USG 30-Year Limited System Warranty Commercial Applications (SC2102).

Treating field-cut reveal edges
 All field-cut edges "exposed to view" should be colored to match the factory finish. USG Halcyon™ Ceiling Touch-Up Paint is recommended when perimeter field cuts expose the substrate.

Notes

- For details, see USG Sustainability tool at usgdesignstudio.com or cgcdesignstudio.com.
- LR values are shown as averages.
- For details, see USG 30-Year Limited System Warranty Commercial Applications (SC2102).
- Maximum 2'x2' with SQ edge panels.
- Stabilizer bar required if opening ≥ 60".
- Select custom color panels are available in limited sizes and edge profiles. Minimum order quantities apply. Please contact your local sales representative for availability, pricing, minimum order quantities and lead times.
- Additional custom size panels are available. Minimum order quantities apply. Please contact your local sales representative for availability, pricing, minimum order quantities and lead times.
- Tested in accordance with ASTM C423 in USG Acoustical Test Facility (NVLAP Lab Code: 200132-0); not UL classified for acoustics.
- Tested in accordance with ASTM E1414 in USG Acoustical Test Facility (NVLAP Lab Code: 200132-0); not UL classified for acoustics.

Notice
 The information in this document is subject to change without notice. CGC Inc. or USG Corp. assumes no responsibility for any errors that may inadvertently appear in this document.

IS272/rev. 10-23
 © 2023 USG Corporation and/or its affiliates. All rights reserved. Printed in U.S.A.

Manufactured by USG Interiors, LLC
 550 West Adams Street
 Chicago, IL 60661

The trademarks USG, CGC, CENTRICITEE, CLIMAPLUS, DONN, DX, DXF, DXI, DXT, FINELINE, HALCYON, IDENTITEE, LOGIX, MARS, IT'S YOUR WORLD. BUILD IT, the USG/CGC logo, the design elements and colors, and related marks are trademarks of USG Corporation or its affiliates.

Safety First! Follow good safety/industrial hygiene practices during installation. Wear appropriate personal protective equipment. Read SDS and literature before specification and installation.



USG HALCYON™ PLANKS AND LARGE SIZE ACOUSTICAL PANELS

CLIMAPLUS™ PERFORMANCE



USG Halcyon™ Acoustical Planks with ClimaPlus™ Performance, and USG Donn® Brand Centricitee™ DXT™ Acoustical Suspension System, Bluestone Elementary School. Designed: VMDO Architects, Photo: ©Alan Karchmer/OTTO

TO ORDER SAMPLES, GO TO USG.COM OR CGCINC.COM



Flat White
050



Limited color options available.
See Ceiling Solutions Color Program for details.

FEATURES AND BENEFITS

- Exceptional noise reduction with NRC values up to 1.00 and AC values up to 200 for open-plan offices.
- High light-reflective finish (LR-0.90) reduces light fixtures and energy use.
- Washable and scrubbable finish.
- Impact and scratch resistant.
- Coordinates visually with USG Mars™ Acoustical Panels for open- or closed-plan applications.
- Compatible with USG Logix™ Integrated Ceiling Systems.
- Nondirectional, monolithic visual reduces installation time and waste.
- ClimaPlus™ 30-year limited system warranty against visible sag, mold and mildew.
- Balanced Acoustic options with Foil-Backed products.

APPLICATIONS

- Open-plan areas
- Areas with indirect lighting
- Corridors
- Convention halls and concourses
- Reception and lobby areas
- Libraries

SUBSTRATE

- Fiberglass

Fine-Textured Panel

USG HALCYON™ PLANKS AND LARGE SIZE ACOUSTICAL PANELS

CLIMAPLUS™ PERFORMANCE



ORDER SAMPLES/LITERATURE
USG: usg.com or samplitt@usg.com
CGC: contact Sales Representative

FOR MOST UP-TO-DATE
TECHNICAL INFORMATION
AND LEED REPORT TOOL
usgdesignstudio.com
cgcdesignstudio.com

TECHNICAL SERVICES
800.USG.4YOU (874-4968)

USG HALCYON™ PLANKS

Edge	Panel Size ²	Fire Rating	Item No.	UL Classified			Color	Grid Options	Anti-Mold & Mildew/Sag Resistance	Recycled Content ¹	Panel Cost
				NRC	CAC Min.	LR					
SQ	2'x6'x3/4"	Class A	97262	0.90	20	0.90	White	A,B		38%	\$\$\$\$
	2'x8'x3/4"	Class A	97263	0.90	20	0.90	White	A,B		38%	\$\$\$\$
	2'x5'x1"	Class A	99262	0.95	20	0.90	White	A,B		40%	\$\$\$\$
SL	2'x6'x1"	Class A	99268	0.95	20	0.90	White	C		40%	\$\$\$\$
	2'x6'x1" Foil-Back	Class A	97360	0.90 ⁶	30 ⁷	0.90	White	C		37%	\$\$\$\$\$
	2'x8'x1"	Class A	99269	0.95	20	0.90	White	C		40%	\$\$\$\$
FL	2'x6'x1"	Class A	98348	0.95	20	0.90	White	D,E,F,G		40%	\$\$\$\$
	2'x6'x1" Foil-Back	Class A	97362	0.90 ⁶	30 ⁷	0.90	White	D,E,F,G		37%	\$\$\$\$\$
	2'x8'x1"	Class A	98197	0.95	20	0.90	White	D,E,F,G		40%	\$\$\$\$
SQ	4'x4'x1"	Class A	98441	0.95	20	0.90	White	A,B		40%	\$\$\$\$
	4'x4'x1" Foil-Back	Class A	97363	0.90 ⁶	30 ⁷	0.90	White	A,B		37%	\$\$\$\$\$
	4'x8'x1"	Class A	98481	0.95	20	0.90	White	A,B		40%	\$\$\$\$
SL	4'x4'x1"	Class A	98443	0.95	20	0.90	White	C		40%	\$\$\$\$
	4'x4'x1" Foil-Back	Class A	97365	0.90 ⁶	30 ⁷	0.90	White	C		37%	\$\$\$\$\$
	4'x8'x1"	Class A	97364	0.90 ⁶	30 ⁷	0.90	White	A,B		37%	\$\$\$\$\$
FL	4'x4'x1"	Class A	98445	0.95	20	0.90	White	D,E,F,G		40%	\$\$\$\$
	4'x4'x1" Foil-Back	Class A	97366	0.90 ⁶	30 ⁷	0.90	White	D,E,F,G		37%	\$\$\$\$\$

ClimaPlus™ Warranty Performance⁴

Fiberglass substrate is inherently resistant to the growth of mold and mildew. Includes sag-resistance performance.

GRID PROFILE OPTIONS

A USG DX*	B USG DXW™	C USG DX*	D USG Centricitee™ DXT™	E USG Fineline® DXF™	F USG Fineline® 1/8 DXFF™	G USG Identitee® DXI™

STABILIZER BARS³

	Use to stabilize grid installation without cross tees. Use in large module applications.	ASB24	24" Stabilizer Bar
		ASB30	30" Stabilizer Bar
		ASB48	48" Stabilizer Bar

PHYSICAL DATA/ FOOTNOTES

<p>Product literature Data sheet: SC2483</p> <p>ASTM E1264 classification ASTM E1264-22 Type XII, Form 2, Pattern E & G ASTM E1264-23 Type B, Form B2, Pattern E & G</p> <p>ASTM E84 and CAN/ULC S102 surface-burning characteristics Class A Flame spread: 25 or less Smoke developed: 50 or less</p> <p>Weight 0.28 lb./sq. ft. (3/4" panels) 0.40 lb./sq. ft. (1" panels)</p>	<p>Online tools usgdesignstudio.com or cgcdesignstudio.com</p> <p>Thermal resistance R-3.3 (3/4" panels) R-4.4 (1" panels)</p> <p>Maximum backloading See USG 30-Year Limited Warranty Commercial Applications (SC2102).</p> <p>Maintenance Can be cleaned easily with a soft brush or vacuum. To clean panel, use a clean, white cloth with water or a mild detergent and wipe surface.</p>	<p>Metric sizes available Contact sales for minimum quantities and lead times.</p> <p>Treating field-cut reveal edges All field-cut edges "exposed to view" should be colored to match the factory finish. USG Halcyon™ Touch-up Edge Paint is recommended when perimeter field cuts expose the yellow substrate.</p> <p>Notes</p> <ol style="list-style-type: none"> For details, see USG Sustainability tool at usgdesignstudio.com or cgcdesignstudio.com. Custom-size panels available. Please contact your USG sales representative for details. Stabilizer bar recommended if opening >= 48" and required if opening >= 60". For more information about stabilizer bars, please refer to <i>Plank and Large Panel Stabilizer Bars Application Guide</i> (IC592). For details, see USG 30-Year Limited Warranty Commercial Applications (SC2102). Select custom color panels are available in limited sizes and edge profiles. Minimum order quantities apply. Please contact your local sales representative for availability, pricing, minimum order quantities and lead times. Tested in accordance with ASTM C423 in USG Acoustical Test Facility (NVLAP Lab Code: 200132-0); not UL classified for acoustics. Tested in accordance with ASTM E1414 in USG Acoustical Test Facility (NVLAP Lab Code: 200132-0); not UL classified for acoustics.
--	--	---

Notice
The information in this document is subject to change without notice. CGC Inc. or USG Corp. assumes no responsibility for any errors that may inadvertently appear in this document.

SC2483/rev. 10-23
© 2023 USG Corporation and/or its affiliates. All rights reserved. Printed in USA

Manufactured by USG Interiors, LLC
550 West Adams Street
Chicago, IL 60661

The trademarks USG, CGC, CENTRICITEE, CLIMAPLUS, DONN, DX, DXF, DXFF, DXI, DXT, DXW, FINELINE, HALCYON, IDENTITEE, LOGIX, MARS, IT'S YOUR WORLD, BUILD IT, the USG/CGC logo, the design elements and colors, and related marks are trademarks of USG Corporation or its affiliates.

Safety First! Follow good safety/industrial hygiene practices during installation. Wear appropriate personal protective equipment. Read SDS and literature before specification and installation.



USG JUNO™ ACOUSTICAL PANELS

CLIMAPLUS™ PERFORMANCE

COMING
SOON



USG Juno™ High-NRC Acoustical Panels
with ClimaPlus™ Performance
Rendering
©USG Corporation 2023.
All rights reserved.

TO ORDER SAMPLES, GO TO USG.COM OR CGCINC.COM



Flat White
050

FEATURES AND BENEFITS

- Balanced Acoustics. Excellent 0.95 NRC sound absorption with sound attenuation of 30 CAC.
- Monolithic appearance with smooth finish.
- Washable and scrubbable.
- Impact and scratch resistant.
- Coordinates with USG Donn® Brand grid color Reserve White 4250, available in DXT™, DXF™, DXFF™, and DXI™ suspension system profiles.
- ClimaPlus™ 30-year limited system warranty against visible sag, mold and mildew.
- GREENGUARD Gold certified for low emitting performance.
- USG Juno™ Acoustical Panels are part of the Ecoblueprint™ portfolio – meeting today's sustainability standards. For sustainability documentation go to USG.com or CGCInc.com.

APPLICATIONS

- Offices and conference rooms
- Education
- Auditoriums
- Lobbies
- Transportation hubs

SUBSTRATE

- Wet-formed mineral fiber

Smooth Panel

USG JUNO™ ACOUSTICAL PANELS

CLIMAPLUS™ PERFORMANCE

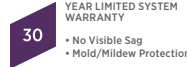
ORDER SAMPLES/LITERATURE
 USG: usg.com or samplitt@usg.com
 CGC: contact Sales Representative

TECHNICAL SERVICES
 800.USG.4YOU (874-4968)

FOR MOST UP-TO-DATE TECHNICAL INFORMATION AND LEED REPORT TOOL
 usgdesignstudio.com
 cgcdesignstudio.com



PRODUCT CERTIFIED FOR LOW CHEMICAL EMISSIONS:
 UL/COM/GG
 UL2818



USG JUNO™
HIGH-NRC PANELS
95/30
 Plant-Based Binder⁶

Edge	Panel Size	Fire Rating	Item No.	NRC ⁷	CAC ⁷ Min.	LR ²	Color	Grid Options	VOC Emissions	Anti-Mold & Mildew/Sag Resistance	Recycled Content ¹	Panel Cost
SQ	2'x2'x1.3"	Class A	18280	0.95	30	0.85	White	A,B,C	Low		27%	\$\$\$
	2'x4'x1.3"	Class A	18281	0.95	30	0.85	White	A,B	Low		27%	\$\$\$
	30"x30"x1.3"	Class A	18282	0.95	30	0.85	White	A,B	Low		27%	\$\$\$
	2'x5'x1.3"	Class A	18283	0.95	30	0.85	White	A,B	Low		27%	\$\$\$
	2'x6'x1.3"	Class A	18284	0.95	30	0.85	White	A,B	Low		27%	\$\$\$
SL	2'x2'x1.3"	Class A	18285	0.95	30	0.85	White	D	Low		27%	\$\$\$
	2'x4'x1.3"	Class A	18286	0.95	30	0.85	White	D	Low		27%	\$\$\$
	30"x30"x1.3"	Class A	18287	0.95	30	0.85	White	D	Low		27%	\$\$\$
	2'x5'x1.3"	Class A	18288	0.95	30	0.85	White	D	Low		27%	\$\$\$
	2'x6'x1.3"	Class A	18289	0.95	30	0.85	White	D	Low		27%	\$\$\$
FL	2'x2'x1.3"	Class A	18290	0.95	30	0.85	White	E,F,G,H	Low		27%	\$\$\$
	2'x4'x1.3"	Class A	18291	0.95	30	0.85	White	E,F,G,H	Low		27%	\$\$\$
	30"x30"x1.3"	Class A	18292	0.95	30	0.85	White	E,F,G,H	Low		27%	\$\$\$
	2'x5'x1.3"	Class A	18293	0.95	30	0.85	White	E,F,G,H	Low		27%	\$\$\$
	2'x6'x1.3"	Class A	18294	0.95	30	0.85	White	E,F,G,H	Low		27%	\$\$\$

Low Emissions (VOC)

Third party (GREENGUARD Gold) certified for low-emitting performance, meets California Department of Public Health's (CDPH) Standard Method v1.2 - 2017 (CA Section 01350). 'Certificates of Compliance' for Low VOC Emissions are available on usg.com and at spot.ul.com.

ClimaPlus™ Warranty Performance³

Contains a broad-spectrum antimicrobial additive on the face and back of the panel that provides resistance against the growth of mold and mildew. Includes sag-resistance performance.

GRID PROFILE OPTIONS

A USG DX*	B USG DXW™	C ⁴ USG Centricitee™ DXT™	D USG DX*	E ⁵ USG Centricitee™ DXT™	F ⁵ USG Fineline® DXF™	G ⁵ USG Fineline® 1/8 DXFF™	H ⁵ USG Identitee® DXI™

PHYSICAL DATA/ FOOTNOTES

Product literature
 Data sheet: SC342598

ASTM E1264 classification
 ASTM E1264-22: Type IV, Form 1 and 2, Pattern G
 ASTM E1264-23: Type A, Form A2.1 and A2.2, Pattern G

Weight
 1.25 lb./sq.ft.

Thermal resistance
 R-4.5

Online tools
 usgdesignstudio.com or
 cgcdesignstudio.com

Maximum backloading
 See *USG 30-Year Limited System Warranty Commercial Applications* (SC2102).

Maintenance
 Can be cleaned easily with a soft brush or vacuum. To clean white panels, use a clean, white cloth with water or a mild detergent and wipe surface.

Metric and custom sizes available
 Contact sales for minimum quantities and lead times.

Notes

- For details, see USG Sustainability tool at usgdesignstudio.com or cgcdesignstudio.com.
- LR values are shown as averages.
- For details, see *USG 30-Year Limited System Warranty Commercial Applications* (SC2102).
- Maximum 2'x2' with SQ edge panels.
- Coordinating USG Donn Brand grid color Reserve White, 4250, available for DXT™, DXF™, DXFF™, and DXI™ suspension system profiles.
- USG Juno™ Acoustical Panels with a "plant-based binder" label contain up to 65% plant-based material in the binder. For more information, please refer to the USG Juno™ Acoustical Panels Health Product Declaration, available at www.usg.com.
- Tested for NRC (ASTM C423) and CAC (ASTM E1414) in the USG Acoustical Test Facility (NVLAP Lab Code: 200132) or in an independent third-party NVLAP-accredited laboratory; not UL classified for acoustics.

Notice

The information in this document is subject to change without notice. CGC Inc. or USG Corp. assumes no responsibility for any errors that may inadvertently appear in this document.

SC342598/rev. 11-23
 © 2023 USG Corporation and/or its affiliates. All rights reserved. Printed in USA

Manufactured by
 USG Interiors, LLC
 550 West Adams Street
 Chicago, IL 60661


The trademarks USG, CGC, CENTRICITEE, CLIMAPLUS, DONN, DX, DXF, DXFF, DXI, DXT, DXW, ECOBLEUPRINT, FINELINE, IDENTITEE, JUNO, IT'S YOUR WORLD. BUILD IT., the USG/CGC logo, the design elements and colors, and related marks are trademarks of USG Corporation or its affiliates..

Safety First! Follow good safety/industrial hygiene practices during installation. Wear appropriate personal protective equipment. Read SDS and literature before specification and installation.



USG CEILINGS® KITCHEN LAY-IN PANEL

CLIMAPLUS™ PERFORMANCE



USG Ceilings®
Kitchen Lay-in Panel
Crown Block - Reunion Tower
Architect: Beck Group
Photo: ©Wade Griffith

TO ORDER SAMPLES, GO TO USG.COM OR CGCINC.COM



Flat White
050

FEATURES AND BENEFITS

- Lightweight alternative to vinyl-covered gypsum.
- Meets USDA/FSIS guidelines for use in food-processing areas.
- High light reflectance.
- Washable, water repellent, scratch and soil resistant finish.
- ClimaPlus™ 30-year limited system warranty against visible sag, mold and mildew.

APPLICATIONS

- Kitchens and food preparation areas
- Restrooms and utility areas
- Locker rooms

SUBSTRATE

- Wet-formed mineral fiber

Smooth-Textured Panel

USG CEILINGS® KITCHEN LAY-IN PANEL

CLIMAPLUS™ PERFORMANCE

ORDER SAMPLES/LITERATURE
 USG: usg.com or samplitt@usg.com
 CGC: contact Sales Representative

TECHNICAL SERVICES
 800.USG.4YOU (874-4968)

FOR MOST UP-TO-DATE TECHNICAL INFORMATION AND LEED REPORT TOOL
 usgdesignstudio.com
 cgcdesignstudio.com

30 YEAR LIMITED SYSTEM WARRANTY
 • No Visible Sag
 • Mold/Mildew Protection

UL Classified

Edge	Panel Size	Fire Rating	Item No.	NRC ⁴	CAC Min.	LR ⁵	Color	Grid Options	Anti-Mold & Mildew/Sag Resistance	Recycled Content ¹	Panel Cost
SQ 	2'x2'x5/8"	Class A	3210	-	35	0.90	White	A,B,C		24%	\$
	2'x4'x5/8"	Class A	3410	-	35	0.90	White	A,B,C		24%	\$

ClimaPlus™ Warranty Performance⁵

Contains a broad-spectrum antimicrobial additive on the face and back of the panel that provides resistance against the growth of mold and mildew. Includes sag-resistance performance.

GRID PROFILE OPTIONS

A USG DX®	B USG DXLA™	C USG ZXLA™

PHYSICAL DATA

Product literature
 Data sheet: SC3226

ASTM E1264 classification
 ASTM E1264-22 Type IX, Form 2, Pattern G
 ASTM E1264-23 Type A, Form A3.2, Pattern G

ASTM E84 and CAN/ULC S102 surface-burning characteristics
 Class A
 Flame spread: 25 or less
 Smoke developed: 50 or less

Weight
 0.60 lb./sq. ft.

Online tools
 usgdesignstudio.com or cgcdesignstudio.com

Thermal resistance
 R-1.4

Maximum backloading
 See *USG 30-Year Limited System Warranty Commercial Applications (SC2102)*.

Maintenance
 Can be cleaned easily with a damp sponge. Use mild detergent and water—do not use acetate, ammonia or high concentration of chlorine, bromide or other harsh chemicals.

Notes

- For details, see USG Sustainability tool at usgdesignstudio.com or cgcdesignstudio.com.
- Do not use this product in close proximity to grease ducts.
- LR values are shown as averages.
- USG does not consider a ceiling panel to be acoustically rated if NRC is less than 0.50.
- For details, see *USG 30-Year Limited System Warranty Commercial Applications (SC2102)*.

Notice
 The information in this document is subject to change without notice. CGC Inc. or USG Corp. assumes no responsibility for any errors that may inadvertently appear in this document.

SC3226/rev. 10-23
 © 2023 USG Corporation and/or its affiliates. All rights reserved. Printed in USA

Manufactured by
 United States Gypsum Company
 550 West Adams Street
 Chicago, IL 60661

The trademarks USG, CGC, CE, CLEAN ROOM, CLIMAPLUS, DONN, DX, DXLA, FIRECODE, SHEETROCK, ZXLA, IT'S YOUR WORLD. BUILD IT., the USG/CGC logo, the design elements and colors, and related marks are trademarks of USG Corporation or its affiliates.

Safety First! Follow good safety/industrial hygiene practices during installation. Wear appropriate personal protective equipment. Read SDS and literature before specification and installation.



USG MARS™ ACOUSTICAL PANELS

CLIMAPLUS™ PERFORMANCE

USG Mars™ Acoustical Panels with
ClimaPlus™ Performance, and
USG Dom® Brand Identitee® DXI™
Acoustical Suspension System

TO ORDER SAMPLES, GO TO USG.COM OR CGCINC.COM



Flat White
050



Limited color options available.
See Ceiling Solutions Color
Program for details.

FEATURES AND BENEFITS

- Excellent noise reduction. Up to NRC-0.75.
- High light-reflective finish (LR-0.90) reduces light fixtures and energy use.
- Washable, scrubbable finish, that is impact and scratch resistant.
- Available in Optimized Recycled Content formulations to help maximize LEED recycled content contribution.
- Nondirectional, monolithic visual reduces installation time and waste.
- ClimaPlus™ 30-year limited system warranty against visible sag, mold and mildew.
- GREENGUARD Gold Certified for low-emitting performance.
- Balanced Acoustics. High-NRC and High-CAC.
- USG Mars™ Acoustical Panels are part of the Ecoblueprint™ portfolio — meeting today's sustainability standards. For sustainability documentation go to USG.com or CGCInc.com.

APPLICATIONS

- Offices and conference rooms
- Healthcare (HIPAA requirements)
- Classrooms
- Dining rooms and food-prep areas

SUBSTRATE

- Wet-formed mineral fiber

Fine-Textured Panel

USG MARS™ ACOUSTICAL PANELS

CLIMAPLUS™ PERFORMANCE

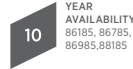
ORDER SAMPLES/LITERATURE
 USG: usg.com or samplitt@usg.com
 CGC: contact Sales Representative

TECHNICAL SERVICES
 800.USG.4YOU (874-4968)

FOR MOST UP-TO-DATE TECHNICAL INFORMATION AND LEED REPORT TOOL
 usgdesignstudio.com
 cgcdesignstudio.com



PRODUCT CERTIFIED FOR LOW CHEMICAL EMISSIONS:
 ULCOM/GG
 UL2818



USG MARS™ PANELS

Edge	Panel Size	Fire Rating	Item No.	UL Classified			Color	Grid Options	VOC Emissions	Anti-Mold & Mildew/Sag Resistance	Recycled Content ¹	Panel Cost
				NRC	CAC Min.	LR ²						
SQ	2'x2'x3/4"	Class A	86185	0.75	35	0.90	White	A,B,C	Low	69%	\$\$	
	2'x2'x3/4"	Class A	86185HRC	0.70	35	0.90	White	A,B,C	Low	81%	\$\$	
	2'x4'x3/4"	Class A	88185	0.75	35	0.90	White	A,B	Low	69%	\$\$	
	2'x4'x3/4"	Class A	88185HRC	0.70	35	0.90	White	A,B	Low	81%	\$\$	
SLT	2'x2'x3/4"	Class A	86785	0.75	35	0.90	White	D	Low	69%	\$\$	
	2'x2'x3/4"	Class A	86785HRC	0.70	35	0.90	White	D	Low	81%	\$\$	
	2'x4'x3/4"	Class A	88785	0.75	35	0.90	White	D	Low	69%	\$\$	
	2'x4'x3/4"	Class A	88785HRC	0.70	35	0.90	White	D	Low	81%	\$\$	
	30"x30"x3/4"	Class A	86875	0.75	35	0.90	White	D	Low	69%	\$\$	
FLB	2'x2'x3/4"	Class A	86985	0.75	35	0.90	White	E,F,G,H	Low	69%	\$\$	
	2'x2'x3/4"	Class A	86985HRC	0.70	35	0.90	White	E,F,G,H	Low	81%	\$\$	
	2'x4'x3/4"	Class A	88985	0.75	35	0.90	White	E,F,G,H	Low	69%	\$\$	
	2'x4'x3/4"	Class A	88985HRC	0.70	35	0.90	White	E,F,G,H	Low	81%	\$\$	
	30"x30"x3/4"	Class A	86830	0.75	35	0.90	White	E,F,G,H	Low	69%	\$\$	

Low Emissions (VOC)

Third party (GREENGUARD Gold) certified for low-emitting performance, meets California Department of Public Health's (CDPH) Standard Method v1.2 - 2017 (CA Section 01350). *Certificates of Compliance* for Low VOC Emissions are available on usg.com and at spot.ul.com.

ClimaPlus™ Warranty Performance³

Contains a broad-spectrum antimicrobial additive on the face and back of the panel that provides resistance against the growth of mold and mildew. Includes sag-resistance performance.

High Recycled Content

USG classifies High Recycled Content as greater than 50%. Total recycled content is based on product composition of postconsumer and preconsumer (postindustrial) recycled content per FTC guidelines.

GRID PROFILE OPTIONS

A USG DX*	B USG DXW™	C ⁺ USG Centricitee™ DXT™	D USG DX*	E USG Centricitee™ DXT™	F USG Fineline® DXF™	G USG Fineline® 1/8 DXFF™	H USG Identitee® DXI™

PHYSICAL DATA/ FOOTNOTES

Product literature
 Data sheet: SC1966

ASTM E1264 classification
 ASTM E1264-22 Type IV, Form 1 & 2, Pattern E & G
 ASTM E1264-23 Type A, Form A2.1, Pattern E & G

ASTM E84 and CAN/ULC S102 surface-burning characteristics
 Class A

Flame spread: 25 or less
 Smoke developed: 50 or less

Weight
 1.01 lb./sq. ft.

Online tools
 usgdesignstudio.com or cgcdesignstudio.com

Thermal resistance
 R-2.2

Maximum backloading
 See USG 30-Year Limited System Warranty Commercial Applications (SC2102).

Maintenance
 Can be cleaned easily with a soft brush or vacuum. To clean panel, use a clean, white cloth with water or a mild detergent and wipe surface.

Metric sizes available
 Contact sales for minimum quantities and lead times.

- Notes**
- For details, see USG Sustainability tool at usgdesignstudio.com or cgcdesignstudio.com.
 - LR values are shown as averages.
 - Panel face and back surfaces treated with a proprietary, broad-spectrum antimicrobial additive that inhibits and retards the growth of mold, mildew and bacteria. For details, see USG 30-Year Limited System Warranty Commercial Applications (SC2102).
 - Maximum 2'x2' with SQ edge panels.
 - Select custom color panels are available in limited sizes and edge profiles. Minimum order quantities apply. Please contact your local sales representative for availability, pricing, minimum order quantities and lead times.

Notice
 The information in this document is subject to change without notice. CGC Inc. or USG Corp. assumes no responsibility for any errors that may inadvertently appear in this document.

SC1966/rev. 8-23
 © 2023 USG Corporation and/or its affiliates. All rights reserved. Printed in USA

Manufactured by USG Interiors, LLC
 550 West Adams Street
 Chicago, IL 60661

The trademarks USG, CGC, CE, CENTRICITEE, CLIMAPLUS, DONN, DX, DXF, DXFF, DXI, DXT, DXW, ECOBLEUPRINT, FINELINE, IDENTITEE, MARS, IT'S YOUR WORLD. BUILD IT., the USG/CGC logo, the design elements and colors, and related marks are trademarks of USG Corporation or its affiliates.

Safety First! Follow good safety/industrial hygiene practices during installation. Wear appropriate personal protective equipment. Read SDS and literature before specification and installation.



USG MARS™ HEALTHCARE ACOUSTICAL PANELS CLIMAPLUS™ PERFORMANCE WITH CLEAN ROOM, HIGH-NRC AND AIRCARE™ COATING OPTIONS



USG Mars™ Healthcare
Acoustical Panels with ClimaPlus™
Performance/USG Donn® Brand DX*/
DXL™ Acoustical Suspension System

Photo this page:
Chinook Regional Hospital
Architect: Perkins + Will / KRA / Group2 / Stuart Olson
Photo: © Andrew Latreille

TO ORDER SAMPLES,
GO TO USG.COM OR CGCINC.COM



White
050

FEATURES AND BENEFITS

- Water-repellent membrane designed to be durable and safe with common disinfectants.**
- Washable and soil-resistant finish. Impact and scratch resistant.
- Acoustics and cleanability exceed FGI guidelines for healthcare.
- Meets USDA/FSIS guidelines for use in food-processing areas.
- Achieves FDA standards for smoothness, durability and cleanability.
- Clean Room tested to ISO 5 (Class 100) (Items 86169CR, 88189CR, 86684CR, 88683CR).
- ClimaPlus™ 30-year limited system warranty against visible sag, mold and mildew.
- AirCare™ coating applied to face and back reduces 75% of formaldehyde over a 10-year period.⁴
- GREENGUARD Gold certified for low emitting performance.
- Balanced Acoustics. High-NRC and High-CAC provide excellent sound control that assist in addressing HIPAA standards.
- USG Mars™ Healthcare Acoustical Panels is part of the Ecoblueprint™ portfolio — meeting today's sustainability standards. For sustainability documentation go to USG.com or CGCInc.com.

APPLICATIONS

- Kitchen and food-prep areas
- Lavatories and restrooms
- Laboratories and Clean Rooms
- Nurses' stations/
waiting rooms
- Treatment/patient
rooms

SUBSTRATE

- Wet-formed
mineral fiber

Fine-Textured Panel

USG MARS™ HEALTHCARE ACOUSTICAL PANELS

CLIMAPLUS™ PERFORMANCE – NEW CLEAN ROOM, HIGH-NRC AND AIRCARE™
COATING OPTIONS

ORDER SAMPLES/LITERATURE
USG: usg.com or samplitt@usg.com
CGC: contact Sales Representative

FOR MOST UP-TO-DATE
TECHNICAL INFORMATION
AND LEED REPORT TOOL
usgdesignstudio.com
cgcdesignstudio.com

TECHNICAL SERVICES
800 USG.4YOU (874-4968)



PRODUCT CERTIFIED
FOR LOW CHEMICAL
EMISSIONS:
ULCOM/GG
UL2818



UL Classified

Edge	Panel Size	Fire Rating	Item No.	NRC	CAC Min.	LR ²	Color	Grid Options	VOC Emissions	Anti-Mold & Mildew/Sag Resistance	Recycled Content ¹	Panel Cost
USG MARS™ HEALTHCARE HIGH-NRC PANELS 85/35 Plant-Based Binder ⁶	SQ	Class A	86256	0.85	35	0.90	White	A,B,C,D,E,F	Low		70%	\$\$
			88256	0.85	35	0.90	White	A,B,D,E,F	Low		70%	\$\$
	SLT	Class A	86257	0.85	35	0.90	White	G,H,I,J	Low		70%	\$\$
	FLB	Class A	86258	0.85	35	0.90	White	K,L,M,N	Low		70%	\$\$
USG MARS™ HEALTHCARE HIGH-NRC/HIGH-CAC PANELS 80/40 Plant-Based Binder ⁶	SQ	Class A	86115	0.80	40	0.90	White	A,B,C,D,E,F	Low		71%	\$\$
			88115	0.80	40	0.90	White	A,B,D,E,F	Low		71%	\$\$
	SLT	Class A	86343	0.80	40	0.90	White	G,H,I,J	Low		71%	\$\$
			88343	0.80	40	0.90	White	G,H,I,J	Low		71%	\$\$
	FLB	Class A	86344	0.80	40	0.90	White	K,L,M,N	Low		71%	\$\$
			88344	0.80	40	0.90	White	K,L,M,N	Low		71%	\$\$
USG MARS™ HEALTHCARE HIGH-NRC PANELS 80/35 Plant-Based Binder ⁶	SQ	Class A	86152	0.80	35	0.90	White	A,B,C,D,E,F	Low		70%	\$\$
			86340	0.80	35	0.90	White	A,B,D,E,F	Low		70%	\$\$
	SLT	Class A	86470	0.80	35	0.90	White	G,H,I,J	Low		70%	\$\$
	FLB	Class A	86750	0.80	35	0.90	White	K,L,M,N	Low		70%	\$\$
USG MARS™ HEALTHCARE HEALTHCARE PANELS 75/35	SQ	Class A	86169	0.75	35	0.90	White	A,B,C,D,E,F	Low		69%	\$\$
			88189	0.75	35	0.90	White	A,B,D,E,F	Low		69%	\$\$
	SLT	Class A	86684	0.75	35	0.90	White	G,H,I,J	Low		69%	\$\$
			88683	0.75	35	0.90	White	G,H,I,J	Low		69%	\$\$
	FLB	Class A	86984	0.75	35	0.90	White	K,L,M,N	Low		69%	\$\$
			88983	0.75	35	0.90	White	K,L,M,N	Low		69%	\$\$
USG MARS™ HEALTHCARE HIGH-CAC PANELS 60/40	SQ	Class A	86270	0.60	40	0.90	White	A,B,C,D,E,F	Low		71%	\$\$
			88271	0.60	40	0.90	White	A,B,D,E,F	Low		71%	\$\$
	SLT	Class A	86272	0.60	40	0.90	White	G,H,I,J	Low		71%	\$\$
	FLB	Class A	86273	0.60	40	0.90	White	K,L,M,N	Low		71%	\$\$
			88273	0.60	40	0.90	White	K,L,M,N	Low		71%	\$\$

Low Emissions (VOC)

Third party (GREENGUARD Gold) certified for low-emitting performance, meets California Department of Public Health's (CDPH) Standard Method v1.2 - 2017 (CA Section 01350). 'Certificates of Compliance' for Low VOC Emissions are available on usg.com and at spot.ul.com.

ClimaPlus™ Warranty Performance³

Contains a broad-spectrum antimicrobial additive on the face and back of the panel that provides resistance against the growth of mold and mildew. Includes sag-resistance performance.

High Recycled Content

USG classifies High Recycled Content as greater than 50%. Total recycled content is based on product composition of postconsumer and preconsumer (postindustrial) recycled content per FTC guidelines.

USG MARS™ HEALTHCARE ACOUSTICAL PANELS

CLIMAPLUS™ PERFORMANCE – NEW CLEAN ROOM, HIGH-NRC AND AIRCARE™
COATING OPTIONS

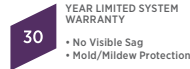
ORDER SAMPLES/LITERATURE
USG: usg.com or samplit@usg.com
CGC: contact Sales Representative

FOR MOST UP-TO-DATE
TECHNICAL INFORMATION
AND LEED REPORT TOOL
usgdesignstudio.com
cgcdesignstudio.com

TECHNICAL SERVICES
800.USG.4YOU (874-4968)



PRODUCT CERTIFIED
FOR LOW CHEMICAL
EMISSIONS:
ULCOM/GG
UL2818



UL Classified

Edge	Panel Size	Fire Rating	Item No.	NRC	CAC Min.	LR ²	Color	Grid Options	VOC Emissions	Anti-Mold & Mildew/Sag Resistance	Recycled Content ¹	Panel Cost
SQ 	2'x2'x3/4"	Class A	86169AIR	0.75	35	0.90	White	A,B,C,D,E,F	Low		69%	\$\$
	2'x4'x3/4"	Class A	88189AIR	0.75	35	0.90	White	A,B,D,E,F	Low		69%	\$\$
SLT 	2'x2'x3/4"	Class A	86684AIR	0.75	35	0.90	White	G,H,I,J	Low		69%	\$\$
	2'x4'x3/4"	Class A	88683AIR	0.75	35	0.90	White	G,H,I,J	Low		69%	\$\$
FLB 	2'x2'x3/4"	Class A	86984AIR	0.75	35	0.90	White	K,L,M,N	Low		69%	\$\$
	2'x4'x3/4"	Class A	88983AIR	0.75	35	0.90	White	K,L,M,N	Low		69%	\$\$
SQ 	2'x2'x3/4"	Class A	86169CR	0.75	35	0.90	White	O	Low		68%	\$\$
	2'x4'x3/4"	Class A	88189CR	0.75	35	0.90	White	O	Low		68%	\$\$
SLT 	2'x2'x3/4"	Class A	86684CR	0.75	35	0.90	White	P	Low		68%	\$\$
	2'x4'x3/4"	Class A	88683CR	0.75	35	0.90	White	P	Low		68%	\$\$

USG MARS™ HEALTHCARE
WITH AIRCARE™ COATING⁴
75/35

USG MARS™ HEALTHCARE
CLEAN ROOM PANELS
75/35

Low Emissions (VOC)
Third party (GREENGUARD Gold) certified for low-emitting performance, meets California Department of Public Health's (CDPH) Standard Method v1.2 - 2017 (CA Section 01350). 'Certificates of Compliance' for Low VOC Emissions are available on usg.com and at spot.ul.com.

ClimaPlus™ Warranty Performance³
Contains a broad-spectrum antimicrobial additive on the face and back of the panel that provides resistance against the growth of mold and mildew. Includes sag-resistance performance.

High Recycled Content
USG classifies High Recycled Content as greater than 50%. Total recycled content is based on product composition of postconsumer and preconsumer (postindustrial) recycled content per FTC guidelines.

USG MARS™ HEALTHCARE ACOUSTICAL PANELS

CLIMAPLUS™ PERFORMANCE — NEW CLEAN ROOM, HIGH-NRC AND AIRCARE™
COATING OPTIONS

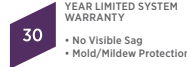
ORDER SAMPLES/LITERATURE
USG: usg.com or samplitt@usg.com
CGC: contact Sales Representative

FOR MOST UP-TO-DATE
TECHNICAL INFORMATION
AND LEED REPORT TOOL
usgdesignstudio.com
cgcdesignstudio.com

TECHNICAL SERVICES
800 USG.4YOU (874-4968)



PRODUCT CERTIFIED
FOR LOW CHEMICAL
EMISSIONS:
ULCOM/GG
UL2818



GRID PROFILE OPTIONS

A USG DX®	B USG DXW™	C ⁵ USG Centricitee™ DXT™	D USG DXLA™
E USG ZXLA™	F USG AX™	G USG DX®	H USG DXLA™
I USG ZXLA™	J USG AX™	K USG Centricitee™ DXT™	L USG Fineline® DXF™
M USG Fineline® 1/8 DXFF™	N USG Identitee® DXI™	O USG CE™	P USG DXCE™

PHYSICAL DATA/ FOOTNOTES

Product literature

Data sheet: SC2585

ASTM E1264 classification

ASTM E1264-22 Type IV, Form 1 & 2, Pattern E & G
ASTM E1264-23 Type A, Form A2.1, Pattern E & G

ASTM E84 and CAN/ULC S102 surface-burning characteristics Class A

Flame spread: 25 or less
Smoke developed: 50 or less

Weight

1.03-1.24 lb./sq. ft.

Thermal resistance

R-2.2

Maximum backloading

See *USG 30-Year Limited System Warranty Commercial Applications* (SC2102).

Online tools

usgdesignstudio.com or cgcdesignstudio.com

ASTM D2486 scrubability test

(standard test)

ASTM D4828 washability test

(modified test)

Water repellency

Cobb method (Tappi T441 om-84) Water Drop Test

**Maintenance

To clean panel, use a clean, white cloth with water or a mild detergent and wipe surface. To disinfect panel, lightly spray surface and wipe clean with a clean, white cloth. Acceptable colorless disinfectants include:

- Hydrogen peroxide
- Isopropyl alcohol
- Quaternary ammonium
- Sodium hypochlorite

Do not mix cleaners. Follow cleaner manufacturer's recommendations.

USG Mars™ Healthcare Clean Room

- Field-cut edges of USG Mars™ Healthcare Clean Room panels may be sealed with white latex paint. Use square edge panels for all lay-in field-cut perimeter panels.

- Clean Room-rated applications require a suspension system with gasketed tee flanges such as USG Donn® Brand CE™.

- Tested to ISO Class 5 particle emissions, per ISO 14644, by UL Environment. Rating may decrease to ISO Class 7 or greater with airflow above 1 ACH, pressure fluctuations, or vibrations in the ceiling system.

- For more information, please reference test report from UL Environment.

Metric sizes available

Contact sales for minimum quantities and lead times.

Footnotes

1. For details, see USG Sustainability tool at usgdesignstudio.com or cgcdesignstudio.com.
2. LR values are shown as averages.
3. Panel face and back surfaces treated with a proprietary broad-spectrum antimicrobial standard formulation that inhibits and retards the growth of mold and mildew. For details, see *USG 30-Year Limited System Warranty Commercial Applications* (SC2102).
4. AirCare™ coating removes formaldehyde by an average of 75% over 10 years at an average indoor concentration of 13 ppb.
5. Maximum 2'x2' with SQ edge panels.
6. All USG Mars™ High NRC Acoustical Panels with a "plant-based binder" label contain up to 65% plant-based material in the binder. For more information please refer to the USG Mars™ Acoustical Panels Health Product Declaration, available at www.usg.com

Notice

The information in this document is subject to change without notice. CGC Inc. or USG Corp. assumes no responsibility for any errors that may inadvertently appear in this document.

SC2585/rev. 10-23

©2023 USG Corporation and/ or its affiliates. All rights reserved. Printed in USA

Manufactured by USG Interiors, LLC 550 West Adams Street Chicago, IL 60661

The trademarks USG, CGC, AIRCARE, AX, CENTRICITEE, CLIMAPLUS, DONN, DX, DXF, DXFF, DXI, DXL, DXLA, DXT, DXW, ECOBLUEPRINT, FINELINE, IDENTITEE, MARS, ZXLA, IT'S YOUR WORLD. BUILD IT, the USG/CGC logo, the design elements and colors, and related marks are trademarks of USG Corporation or its affiliates.

Safety First! Follow good safety/industrial hygiene practices during installation. Wear appropriate personal protective equipment. Read SDS and literature before specification and installation.



USG MARS™ HIGH-NRC/HIGH-CAC ACOUSTICAL PANELS

CLIMAPLUS™ PERFORMANCE WITH PLANT-BASED BINDER⁹



USG Mars™ High-NRC Acoustical Panels with ClimaPlus™ Performance, and USG Donn® Brand Centricitee™ DXT™ Acoustical Suspension System Lowell Justice Center in Lowell, MA, Architect: Finegold Alexander Architects, Photo: ©Anton Grassi

TO ORDER SAMPLES, GO TO USG.COM OR CGCINC.COM


PREMIUM COLORS



STANDARD COLOR



CUSTOM COLOR



FEATURES AND BENEFITS

- Balanced Acoustics. Wide range of options. Sound absorption NRC up to 0.90 and sound attenuation CAC up to 40 with 0.95 NRC coming soon.
- High light-reflective finish (LR-0.90 White products).
- Washable and scrubbable finish.⁶
- Impact and scratch resistant.⁶
- Coordinates visually with USG Halcyon™ Acoustical Panels for open- or closed-plan applications.
- Nondirectional, monolithic visual reduces installation time and waste.
- ClimaPlus™ 30-year limited system warranty against visible sag, mold and mildew.
- GREENGUARD Gold certified for low emitting performance.
- USG Mars™ High-NRC/High-CAC Acoustical Panels are part of the Ecoblueprint™ portfolio — meeting today's sustainability standards. For sustainability documentation go to USG.com or CGCInc.com.

APPLICATIONS

- Offices
- Healthcare
- Classrooms and corridors
- Reception areas and lobbies
- Department stores and retail
- Restaurants and hospitality

SUBSTRATE

- Wet-formed mineral fiber

Fine-Textured Panel

USG MARS™ HIGH-NRC/HIGH-CAC ACOUSTICAL PANELS

CLIMAPLUS™ PERFORMANCE WITH PLANT-BASED BINDER⁹

ORDER SAMPLES/LITERATURE
USG: usg.com or samplitt@usg.com
CGC: contact Sales Representative

TECHNICAL SERVICES
800 USG.4YOU (874-4968)

FOR MOST UP-TO-DATE
TECHNICAL INFORMATION
AND LEED REPORT TOOL
usgdesignstudio.com
cgcdesignstudio.com



PRODUCT CERTIFIED
FOR LOW CHEMICAL
EMISSIONS:
ULCOM/GG
UL2818



30 YEAR LIMITED SYSTEM
WARRANTY
• No Visible Sag
• Mold/Mildew Protection



BA BALANCED
ACOUSTICS



HRC HIGH
RECYCLED
CONTENT



P PREMIUM
COLOR
PALETTE



CUSTOM
COLOR



PB
Plant-Based
Binder



**USG MARS™
HIGH-NRC PANELS
95/30**
Plant-Based Binder
COMING SOON

**USG MARS™
HIGH-NRC PANELS
90/30**
Plant-Based Binder

**USG MARS™
HIGH-NRC PANELS
85/35**
Plant-Based Binder

Edge	Panel Size	Fire Rating	Item No.	UL Classified ⁵		LR ²	Color	Grid Options	VOC Emissions	Anti-Mold & Mildew/Sag Resistance	Recycled Content ¹	Panel Cost
				NRC	CAC Min.							
SQ	2'x2'x1.3"	Class A	88280	0.95	30	0.90	White	A, B, C	Low		27%	\$\$\$
	2'x4'x1.3"	Class A	88281	0.95	30	0.90	White	A, B	Low		27%	\$\$\$
	30"x30"x1.3"	Class A	88282	0.95	30	0.90	White	A, B	Low		27%	\$\$\$
SL	2'x2'x1.3"	Class A	88285	0.95	30	0.90	White	I	Low		27%	\$\$\$
	2'x4'x1.3"	Class A	88286	0.95	30	0.90	White	I	Low		27%	\$\$\$
	30"x30"x1.3"	Class A	88287	0.95	30	0.90	White	I	Low		27%	\$\$\$
FL	2'x2'x1.3"	Class A	88290	0.95	30	0.90	White	J, K, L, M	Low		27%	\$\$\$
	2'x4'x1.3"	Class A	88291	0.95	30	0.90	White	J, K, L, M	Low		27%	\$\$\$
	30"x30"x1.3"	Class A	88292	0.95	30	0.90	White	J, K, L, M	Low		27%	\$\$\$
SQ	2'x2'x1"	Class A	88137	0.90	30	0.90	White, color ⁷	A,B,C	Low		67%	\$\$\$
	2'x4'x1"	Class A	89137	0.90	30	0.90	White	A,B	Low		67%	\$\$\$
	30"x30"x1"	Class A	80213	0.90	30	0.90	White	A,B	Low		67%	\$\$\$
	30"x60"x1"	Class A	89143	0.90	30	0.90	White	A,B	Low		67%	\$\$\$
SLT	2'x2'x1"	Class A	88138	0.90	30	0.90	White, color ⁷	D	Low		67%	\$\$\$
	2'x4'x1"	Class A	89138	0.90	30	0.90	White	D	Low		67%	\$\$\$
	30"x30"x1"	Class A	80239	0.90	30	0.90	White	D	Low		67%	\$\$\$
	30"x60"x1"	Class A	89144	0.90	30	0.90	White	D	Low		67%	\$\$\$
FLB	2'x2'x1"	Class A	88139	0.90	30	0.90	White, color ⁷	E,F,G,H	Low		67%	\$\$\$
	2'x4'x1"	Class A	89139	0.90	30	0.90	White	E,F,G,H	Low		67%	\$\$\$
	30"x30"x1"	Class A	80265	0.90	30	0.90	White	E,F,G,H	Low		67%	\$\$\$
	30"x60"x1"	Class A	89145	0.90	30	0.90	White	E,F,G,H	Low		67%	\$\$\$
SQ	2'x2'x7/8"	Class A	88134	0.85	35	0.90	White, color ⁷	A,B,C	Low		69%	\$\$\$
	2'x4'x7/8"	Class A	89134	0.85	35	0.90	White	A,B	Low		69%	\$\$\$
	30"x30"x7/8"	Class A	80113	0.85	35	0.90	White	A,B	Low		69%	\$\$\$
	30"x60"x7/8"	Class A	89140	0.85	35	0.90	White	A,B	Low		69%	\$\$\$

Low Emissions (VOC)
Third party (GREENGUARD Gold) certified for low-emitting performance, meets California Department of Public Health's (CDPH) Standard Method v1.2 - 2017 (CA Section 01350). 'Certificates of Compliance' for Low VOC Emissions are available on usg.com and at spot.ul.com.

ClimaPlus™ Warranty Performance³
Contains a broad-spectrum antimicrobial additive on the face and back of the panel that provides resistance against the growth of mold and mildew. Includes sag-resistance performance.

High Recycled Content
USG classifies High Recycled Content as greater than 50%. Total recycled content is based on product composition of postconsumer and preconsumer (postindustrial) recycled content per FTC guidelines.

USG MARS™ HIGH-NRC/HIGH-CAC ACOUSTICAL PANELS

CLIMAPLUS™ PERFORMANCE WITH PLANT-BASED BINDER⁹

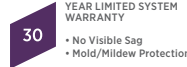
ORDER SAMPLES/LITERATURE
USG: usg.com or samplit@usg.com
CGC: contact Sales Representative

FOR MOST UP-TO-DATE
TECHNICAL INFORMATION
AND LEED REPORT TOOL
usgdesignstudio.com
cgcdesignstudio.com

TECHNICAL SERVICES
800.USG.4YOU (874-4968)



PRODUCT CERTIFIED
FOR LOW CHEMICAL
EMISSIONS:
ULCOM/GG
UL2818



USG MARS™ HIGH-NRC PANELS 85/35 Plant-Based Binder

USG MARS™ HIGH-NRC/ HIGH-CAC PANELS 80/40 Plant-Based Binder

USG MARS™ HIGH-NRC PANELS 80/35 Plant-Based Binder

Edge	Panel Size	Fire Rating	Item No.	UL Classified		LR ²	Color	Grid Options	VOC Emissions	Anti-Mold & Mildew/Sag Resistance	Recycled Content ¹	Panel Cost
				NRC	CAC Min.							
SLT	2'x2'x7/8"	Class A	88135	0.85	35	0.90	White, color ⁷	D	Low	69%	\$\$\$	
	2'x4'x7/8"	Class A	89135	0.85	35	0.90	White	D	Low	69%	\$\$\$	
	30"x30"x7/8"	Class A	80139	0.85	35	0.90	White	D	Low	69%	\$\$\$	
	30"x60"x7/8"	Class A	89141	0.85	35	0.90	White	D	Low	69%	\$\$\$	
FLB	2'x2'x7/8"	Class A	88136	0.85	35	0.90	White, color ⁷	E,F,G,H	Low	69%	\$\$\$	
	2'x4'x7/8"	Class A	89136	0.85	35	0.90	White	E,F,G,H	Low	69%	\$\$\$	
	30"x30"x7/8"	Class A	80165	0.85	35	0.90	White	E,F,G,H	Low	69%	\$\$\$	
	30"x60"x7/8"	Class A	89142	0.85	35	0.90	White	E,F,G,H	Low	69%	\$\$\$	
SQ	2'x2'x1"	Class A	86345	0.80	40	0.90	White	A,B,C	Low	71%	\$\$	
	2'x4'x1"	Class A	88345	0.80	40	0.90	White	A,B	Low	71%	\$\$	
SLT	2'x2'x1"	Class A	86346	0.80	40	0.90	White	D	Low	71%	\$\$	
	2'x4'x1"	Class A	88346	0.80	40	0.90	White	D	Low	71%	\$\$	
FLB	2'x2'x1"	Class A	86347	0.80	40	0.90	White	E,F,G,H	Low	71%	\$\$	
	2'x4'x1"	Class A	88347	0.80	40	0.90	White	E,F,G,H	Low	71%	\$\$	
SQ	2'x2'x7/8"	Class A	86100	0.80	35	0.90	White	A,B,C	Low	70%	\$\$	
	2'x4'x7/8"	Class A	86300	0.80	35	0.90	White	A,B	Low	70%	\$\$	
	30"x30"x7/8"	Class A	86426	0.80	35	0.90	White	A,B	Low	70%	\$\$	
	30"x60"x7/8"	Class A	86429	0.80	35	0.90	White	A,B	Low	70%	\$\$	
SLT	2'x2'x7/8"	Class A	87200	0.80	35	0.90	White	D	Low	70%	\$\$	
	2'x4'x7/8"	Class A	89600	0.80	35	0.90	White	D	Low	70%	\$\$	
	30"x30"x7/8"	Class A	86500	0.80	35	0.90	White	D	Low	70%	\$\$	
	30"x60"x7/8"	Class A	86466	0.80	35	0.90	White	D	Low	70%	\$\$	
FLB	2'x2'x7/8"	Class A	87100	0.80	35	0.90	White	E,F,G,H	Low	70%	\$\$	
	2'x4'x7/8"	Class A	89500	0.80	35	0.90	White	E,F,G,H	Low	70%	\$\$	
	30"x30"x7/8"	Class A	86400	0.80	35	0.90	White	E,F,G,H	Low	70%	\$\$	
	30"x60"x7/8"	Class A	86497	0.80	35	0.90	White	E,F,G,H	Low	70%	\$\$	

Low Emissions (VOC)
Third party (GREENGUARD Gold) certified for low-emitting performance, meets California Department of Public Health's (CDPH) Standard Method v1.2 - 2017 (CA Section 01350). 'Certificates of Compliance' for Low VOC Emissions are available on usg.com and at spot.ul.com.

ClimaPlus™ Warranty Performance⁵
Contains a broad-spectrum antimicrobial additive on the face and back of the panel that provides resistance against the growth of mold and mildew. Includes sag-resistance performance.

High Recycled Content
USG classifies High Recycled Content as greater than 50%. Total recycled content is based on product composition of postconsumer and preconsumer (postindustrial) recycled content per FTC guidelines.

USG MARS™ HIGH-NRC/HIGH-CAC ACOUSTICAL PANELS

CLIMAPLUS™ PERFORMANCE WITH PLANT-BASED BINDER⁹

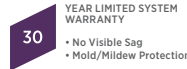
ORDER SAMPLES/LITERATURE
USG: usg.com or samplitt@usg.com
CGC: contact Sales Representative

FOR MOST UP-TO-DATE TECHNICAL INFORMATION AND LEED REPORT TOOL
usgdesignstudio.com
cgcdesignstudio.com

TECHNICAL SERVICES
800 USG.4YOU (874-4968)



PRODUCT CERTIFIED FOR LOW CHEMICAL EMISSIONS:
ULCOM/GG
UL2818



USG MARS™ HIGH-CAC PANELS 60/40

Edge	Panel Size	Fire Rating	Item No.	UL Classified		LR ²	Color	Grid Options	VOC Emissions	Anti-Mold & Mildew/Sag Resistance	Recycled Content ¹	Panel Cost
				NRC	CAC Min.							
SQ	2'x2'x3/4"	Class A	86186	0.60	40	0.90	White, color ⁷	A,B,C	Low	Green	70%	\$\$\$
	2'x4'x3/4"	Class A	87187	0.60	40	0.90	White	A,B	Low	Green	70%	\$\$\$
SLT	2'x2'x3/4"	Class A	86786	0.60	40	0.90	White, color ⁷	D	Low	Green	70%	\$\$\$
	2'x4'x3/4"	Class A	88786	0.60	40	0.90	White	D	Low	Green	70%	\$\$\$
FLB	2'x2'x3/4"	Class A	86986	0.60	40	0.90	White, color ⁷	E,F,G,H	Low	Green	70%	\$\$\$
	2'x4'x3/4"	Class A	88986	0.60	40	0.90	White	E,F,G,H	Low	Green	70%	\$\$\$

Low Emissions (VOC)

Third party (GREENGUARD Gold) certified for low-emitting performance, meets California Department of Public Health's (CDPH) Standard Method v1.2 - 2017 (CA Section 01350). 'Certificates of Compliance' for Low VOC Emissions are available on usg.com and at spot.ul.com.

ClimaPlus™ Warranty Performance³

Contains a broad-spectrum antimicrobial additive on the face and back of the panel that provides resistance against the growth of mold and mildew. Includes sag-resistance performance.

High Recycled Content

USG classifies High Recycled Content as greater than 50%. Total recycled content is based on product composition of postconsumer and preconsumer (postindustrial) recycled content per FTC guidelines.

GRID PROFILE OPTIONS

A USG DX*	B USG DXW™	C ⁴ USG Centricitee™ DXT™	D USG DX*	E USG Centricitee™ DXT™	F USG Finline® DXF™	G ⁵ USG Finline® 1/8 DXFF™	H USG Identitee® DXI™
I USG DX*	J USG Centricitee™ DXT™	K USG Finline® DXF™	L USG Finline® 1/8 DXFF™	M USG Identitee® DXI™			

PHYSICAL DATA/ FOOTNOTES

Product literature
Data sheet: SC2487

ASTM E1264 classification
ASTM E1264-22: Type IV, Form 1 and 2, Pattern E, G
ASTM E1264-23: Type A, Form A2.1 and A2.2, Pattern E, G

ASTM E84 and CAN/ULC S102 surface-burning characteristics
Class A
Flame spread: 25 or less
Smoke developed: 50 or less

Weight
1.09 - 1.36 lb./sq.ft.

Online tools
usgdesignstudio.com or cgcdesignstudio.com

Thermal resistance
R-2.2 (3/4" panel)
R-4.5 (1.3" panel)

Maximum backloading
See USG 30-Year Limited System Warranty Commercial Applications (SC2102).

Maintenance
Can be cleaned easily with a soft brush or vacuum. To clean white panels, use a clean, white cloth with water or a mild detergent and wipe surface.

Metric sizes available
Contact sales for minimum quantities and lead times.

Notes

- For details, see USG Sustainability tool at usgdesignstudio.com or cgcdesignstudio.com.
- LR values are shown as averages.
- For details, see USG 30-Year Limited System Warranty Commercial Applications (SC2102).
- Maximum 2'x2' with SQ edge panels.
- Acoustic values are for white only. Colored values are lower depending on specific color selected.
- White panels only.
- Available in Premium and Custom Colors.
- Not available in Premium or Custom Colors.
- All USG Mars™ High-NRC Acoustical Panels with a "plant-based binder" label contain up to 65% plant-based material in the binder. For more information, please refer to the USG Mars Acoustical Panels Health Product Declaration, available at www.usg.com.

Notice

The information in this document is subject to change without notice. CGC Inc. or USG Corp. assumes no responsibility for any errors that may inadvertently appear in this document.

SC2487/rev. 11-23
© 2023 USG Corporation and/or its affiliates. All rights reserved. Printed in USA

Manufactured by USG Interiors, LLC
550 West Adams Street
Chicago, IL 60661


The trademarks USG, CGC, CENTRICITEE, CLIMAPLUS, DONN, DX, DXF, DXFF, DXI, DXT, DXW, ECOBLUEPRINT, FINELINE, HALCYON, IDENTITEE, MARS, IT'S YOUR WORLD. BUILD IT., the USG/CGC logo, the design elements and colors, and related marks are trademarks of USG Corporation or its affiliates.

Safety First! Follow good safety/industrial hygiene practices during installation. Wear appropriate personal protective equipment. Read SDS and literature before specification and installation.



USG MARS™/MARS™ HIGH-NRC LOGIX™ ACOUSTICAL PANELS

CLIMAPLUS™ PERFORMANCE WITH PLANT-BASED BINDER⁷



USG Mars™ Acoustical Panels with
ClimaPlus™ Performance,
and USG Donn® Brand DX®
Acoustical Suspension System

Photo this page:
Chinook Regional Hospital
Architect: Perkins + Will / KRA / Group2 / Stuart Olson
Photo: ©Andrew Latreille

TO ORDER SAMPLES, GO TO USG.COM OR CGCINC.COM



Flat White
050



Limited color options available.
See Ceiling Solutions Color
Program for details.

FEATURES AND BENEFITS

- Compatible with USG Logix™ Integrated System.
- Monolithic, structured ceiling visual using standard components.
- High light-reflective finish (LR-0.90) reduces light fixtures and energy use.
- Washable and scrubbable finish—impact and scratch resistant.
- Coordinates visually with USG Halcyon™ Logix™ Acoustical Panels for open/closed-plan applications.
- ClimaPlus™ 30-year limited system warranty against visible sag, mold and mildew.
- Balanced Acoustics. High-NRC and High-CAC.
- USG Mars™/Mars™ High-NRC Logix™ Acoustical Panels are part of the Ecoblueprint™ portfolio — meeting today's sustainability standards. For sustainability documentation go to USG.com or CGCInc.com.

APPLICATIONS

- Open-plan offices
- Conference rooms
- Reception and lobby areas
- Media centers and libraries
- Airports
- Spaces with indirect or natural lighting

SUBSTRATE

- Wet-formed mineral fiber

Fine-Textured Panel

USG MARS™/MARS™ HIGH-NRC LOGIX™ ACOUSTICAL PANELS 75/35

CLIMAPLUS™ PERFORMANCE WITH PLANT-BASED BINDER⁷

ORDER SAMPLES/LITERATURE
USG: usg.com or samplitt@usg.com
CGC: contact Sales Representative

TECHNICAL SERVICES
800.USG.4YOU (874-4968)

FOR MOST UP-TO-DATE
TECHNICAL INFORMATION
AND LEED REPORT TOOL
usgdesignstudio.com
cgcdesignstudio.com



PRODUCT CERTIFIED
FOR LOW CHEMICAL
EMISSIONS:
ULCOM/GG
UL2818

30 YEAR LIMITED SYSTEM
WARRANTY
• No Visible Sag
• Mold/Mildew Protection



USG MARS™ LOGIX™ FIELD PANELS 75/35

USG MARS™ LOGIX™ CHANNEL PANELS 75/35

Edge	Panel Size ⁵	Fire Rating	Item No.	UL Classified		LR ²	Color	Grid Options	VOC Emissions	Anti-Mold & Mildew/Sag Resistance	Recycled Content ¹	Panel Cost
				NRC	CAC Min.							
SQ	20"x24"x3/4"	Class A	86519	0.75	35	0.90	White	A, B	Low	69%	69%	\$\$
	20"x54"x3/4"	Class A	80182	0.75	35	0.90	White	A	Low	69%	69%	\$\$
	20"x56"x3/4"	Class A	86520	0.75	35	0.90	White	A	Low	69%	69%	\$\$
	20"x60"x3/4"	Class A	86160	0.75	35	0.90	White	A	Low	69%	69%	\$\$
	21"x24"x3/4"	Class A	86522	0.75	35	0.90	White	A, B	Low	69%	69%	\$\$
	21"x48"x3/4"	Class A	86523	0.75	35	0.90	White	A	Low	69%	69%	\$\$
	22"x24"x3/4"	Class A	86524	0.75	35	0.90	White	A, B	Low	69%	69%	\$\$
	22"x48"x3/4"	Class A	86525	0.75	35	0.90	White	A	Low	69%	69%	\$\$
	24"x24"x3/4"	Class A	86185	0.75	35	0.90	White	A, B	Low	69%	69%	\$\$
	24"x42"x3/4"	Class A	86527	0.75	35	0.90	White	A	Low	69%	69%	\$\$
	24"x44"x3/4"	Class A	86528	0.75	35	0.90	White	A	Low	69%	69%	\$\$
	24"x48"x3/4"	Class A	88185	0.75	35	0.90	White	A	Low	69%	69%	\$\$
	24"x72"x3/4"	Class A	86223	0.75	35	0.90	White	A	Low	69%	69%	\$\$
	27"x30"x3/4"	Class A	86530	0.75	35	0.90	White	A	Low	69%	69%	\$\$
	27"x60"x3/4"	Class A	86531	0.75	35	0.90	White	A	Low	69%	69%	\$\$
	28"x30"x3/4"	Class A	86532	0.75	35	0.90	White	A	Low	69%	69%	\$\$
	28"x60"x3/4"	Class A	86533	0.75	35	0.90	White	A	Low	69%	69%	\$\$
	30"x30"x3/4"	Class A	86815	0.75	35	0.90	White	A	Low	69%	69%	\$\$
	30"x54"x3/4"	Class A	86503	0.75	35	0.90	White	A	Low	69%	69%	\$\$
	30"x56"x3/4"	Class A	86535	0.75	35	0.90	White	A	Low	69%	69%	\$\$
30"x60"x3/4"	Class A	86536	0.75	35	0.90	White	A	Low	69%	69%	\$\$	
SQ	4"x48"x3/4"	Class A	86514	0.75	35	0.90	White	A	Low	69%	69%	\$\$
	4"x60"x3/4"	Class A	86515	0.75	35	0.90	White	A	Low	69%	69%	\$\$
	4"x72"x3/4"	Class A	86537	0.75	35	0.90	White	A	Low	69%	69%	\$\$
	6"x48"x3/4"	Class A	86325	0.75	35	0.90	White	A	Low	69%	69%	\$\$
	6"x60"x3/4"	Class A	86507	0.75	35	0.90	White	A	Low	69%	69%	\$\$
	6"x72"x3/4"	Class A	86538	0.75	35	0.90	White	A	Low	69%	69%	\$\$
	12"x12"x3/4"	Class A	86134	0.75 ⁸	35 ⁹	0.90	White	A, B	Low	69%	69%	\$\$
	12"x24"x3/4"	Class A	86289	0.75	35	0.90	White	A, B	Low	69%	69%	\$\$
	12"x48"x3/4"	Class A	86516	0.75	35	0.90	White	A	Low	69%	69%	\$\$
	12"x60"x3/4"	Class A	86517	0.75	35	0.90	White	A	Low	69%	69%	\$\$
12"x72"x3/4"	Class A	86518	0.75	35	0.90	White	A	Low	69%	69%	\$\$	

Low Emissions (VOC)
Third party (GREENGUARD Gold) certified for low-emitting performance, meets California Department of Public Health's (CDPH) Standard Method v1.2 - 2017 (CA Section 01350). 'Certificates of Compliance' for Low VOC Emissions are available on usg.com and at spot.ul.com.

ClimaPlus™ Warranty Performance³
Contains a broad-spectrum antimicrobial additive on the face and back of the panel that provides resistance against the growth of mold and mildew. Includes sag-resistance performance.

High Recycled Content
USG classifies High Recycled Content as greater than 50%. Total recycled content is based on product composition of postconsumer and preconsumer (postindustrial) recycled content per FTC guidelines.

USG MARS™/MARS™ HIGH-NRC LOGIX™ ACOUSTICAL PANELS 75/35

CLIMAPLUS™ PERFORMANCE WITH PLANT-BASED BINDER⁷

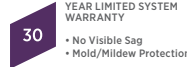
ORDER SAMPLES/LITERATURE
USG: usg.com or samplit@usg.com
CGC: contact Sales Representative

FOR MOST UP-TO-DATE
TECHNICAL INFORMATION
AND LEED REPORT TOOL
usgdesignstudio.com
cgcdesignstudio.com

TECHNICAL SERVICES
800.USG.4YOU (874-4968)



PRODUCT CERTIFIED
FOR LOW CHEMICAL
EMISSIONS:
ULCOM/GG
UL2818



USG MARS™ LOGIX™ FIELD PANELS 75/35

USG MARS™ LOGIX™ CHANNEL PANELS 75/35

Edge	Panel Size ⁵	Fire Rating	Item No.	UL Classified		LR ²	Color	Grid Options	VOC Emissions	Anti-Mold & Mildew/Sag Resistance	Recycled Content ¹	Panel Cost
				NRC	CAC Min.							
SLT	20"x24"x3/4"	Class A	86788	0.75	35	0.90	White	C	Low		69%	\$\$
	20"x54"x3/4"	Class A	86547	0.75	35	0.90	White	C	Low		69%	\$\$
	20"x56"x3/4"	Class A	86548	0.75	35	0.90	White	C	Low		69%	\$\$
	20"x60"x3/4"	Class A	86905	0.75	35	0.90	White	C	Low		69%	\$\$
	21"x24"x3/4"	Class A	86550	0.75	35	0.90	White	C	Low		69%	\$\$
	21"x48"x3/4"	Class A	86551	0.75	35	0.90	White	C	Low		69%	\$\$
	22"x24"x3/4"	Class A	86552	0.75	35	0.90	White	C	Low		69%	\$\$
	22"x48"x3/4"	Class A	86553	0.75	35	0.90	White	C	Low		69%	\$\$
	24"x24"x3/4"	Class A	86785	0.75	35	0.90	White	C	Low		69%	\$\$
	24"x42"x3/4"	Class A	86555	0.75	35	0.90	White	C	Low		69%	\$\$
	24"x44"x3/4"	Class A	86556	0.75	35	0.90	White	C	Low		69%	\$\$
	24"x48"x3/4"	Class A	88785	0.75	35	0.90	White	C	Low		69%	\$\$
	24"x72"x3/4"	Class A	86166	0.75	35	0.90	White	C	Low		69%	\$\$
	27"x30"x3/4"	Class A	86557	0.75	35	0.90	White	C	Low		69%	\$\$
	27"x60"x3/4"	Class A	86558	0.75	35	0.90	White	C	Low		69%	\$\$
	28"x30"x3/4"	Class A	86559	0.75	35	0.90	White	C	Low		69%	\$\$
	28"x60"x3/4"	Class A	86560	0.75	35	0.90	White	C	Low		69%	\$\$
	30"x30"x3/4"	Class A	86875	0.75	35	0.90	White	C	Low		69%	\$\$
	30"x54"x3/4"	Class A	88686	0.75	35	0.90	White	C	Low		69%	\$\$
	30"x56"x3/4"	Class A	86563	0.75	35	0.90	White	C	Low		69%	\$\$
30"x60"x3/4"	Class A	86564	0.75	35	0.90	White	C	Low		69%	\$\$	
SLT	4"x48"x3/4"	Class A	86540	0.75	35	0.90	White	C	Low		69%	\$\$
	4"x60"x3/4"	Class A	86541	0.75	35	0.90	White	C	Low		69%	\$\$
	4"x72"x3/4"	Class A	86565	0.75	35	0.90	White	C	Low		69%	\$\$
	6"x48"x3/4"	Class A	86542	0.75	35	0.90	White	C	Low		69%	\$\$
	6"x60"x3/4"	Class A	86543	0.75	35	0.90	White	C	Low		69%	\$\$
	6"x72"x3/4"	Class A	86566	0.75	35	0.90	White	C	Low		69%	\$\$
	12"x12"x3/4"	Class A	86135	0.75 ⁸	35 ⁹	0.90	White	C	Low		69%	\$\$
	12"x24"x3/4"	Class A	86245	0.75 ⁸	35 ⁹	0.90	White	C	Low		69%	\$\$
	12"x48"x3/4"	Class A	86544	0.75	35	0.90	White	C	Low		69%	\$\$
	12"x60"x3/4"	Class A	86545	0.75	35	0.90	White	C	Low		69%	\$\$
	12"x72"x3/4"	Class A	86546	0.75	35	0.90	White	C	Low		69%	\$\$

Low Emissions (VOC)
Third party (GREENGUARD Gold) certified for low-emitting performance, meets California Department of Public Health's (CDPH) Standard Method v1.2 - 2017 (CA Section 01350). 'Certificates of Compliance' for Low VOC Emissions are available on usg.com and at spot.ul.com.

ClimaPlus™ Warranty Performance³
Contains a broad-spectrum antimicrobial additive on the face and back of the panel that provides resistance against the growth of mold and mildew. Includes sag-resistance performance.

High Recycled Content
USG classifies High Recycled Content as greater than 50%. Total recycled content is based on product composition of postconsumer and preconsumer (postindustrial) recycled content per FTC guidelines.

USG MARS™/MARS™ HIGH-NRC LOGIX™ ACOUSTICAL PANELS 75/35

CLIMAPLUS™ PERFORMANCE WITH PLANT-BASED BINDER⁷

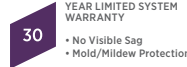
ORDER SAMPLES/LITERATURE
USG: usg.com or samplitt@usg.com
CGC: contact Sales Representative

TECHNICAL SERVICES
800.USG.4YOU (874-4968)

FOR MOST UP-TO-DATE
TECHNICAL INFORMATION
AND LEED REPORT TOOL
usgdesignstudio.com
cgcdesignstudio.com



PRODUCT CERTIFIED
FOR LOW CHEMICAL
EMISSIONS:
ULCOM/GG
UL2818



USG MARS™ LOGIX™ FIELD PANELS 75/35

USG MARS™ LOGIX™ CHANNEL PANELS 75/35

Edge	Panel Size ⁵	Fire Rating	Item No.	UL Classified		LR ²	Color	Grid Options	VOC Emissions	Anti-Mold & Mildew/Sag Resistance	Recycled Content ¹	Panel Cost
				NRC	CAC Min.							
FLB	20"x24"x3/4"	Class A	86329	0.75	35	0.90	White	D,E,F	Low	69%	69%	\$\$
	20"x54"x3/4"	Class A	88845	0.75	35	0.90	White	D,E,F	Low	69%	69%	\$\$
	20"x56"x3/4"	Class A	86571	0.75	35	0.90	White	D,E,F	Low	69%	69%	\$\$
	20"x60"x3/4"	Class A	86164	0.75	35	0.90	White	D,E,F	Low	69%	69%	\$\$
	21"x24"x3/4"	Class A	88840	0.75	35	0.90	White	D,E,F	Low	69%	69%	\$\$
	21"x48"x3/4"	Class A	86573	0.75	35	0.90	White	D,E,F	Low	69%	69%	\$\$
	22"x24"x3/4"	Class A	86574	0.75	35	0.90	White	D,E,F	Low	69%	69%	\$\$
	22"x48"x3/4"	Class A	86575	0.75	35	0.90	White	D,E,F	Low	69%	69%	\$\$
	24"x24"x3/4"	Class A	86985	0.75	35	0.90	White	D,E,F	Low	69%	69%	\$\$
	24"x42"x3/4"	Class A	86577	0.75	35	0.90	White	D,E,F	Low	69%	69%	\$\$
	24"x44"x3/4"	Class A	86578	0.75	35	0.90	White	D,E,F	Low	69%	69%	\$\$
	24"x48"x3/4"	Class A	88985	0.75	35	0.90	White	D,E,F	Low	69%	69%	\$\$
	24"x72"x3/4"	Class A	88996	0.75	35	0.90	White	D,E,F	Low	69%	69%	\$\$
	27"x30"x3/4"	Class A	86850	0.75	35	0.90	White	D,E,F	Low	69%	69%	\$\$
	27"x60"x3/4"	Class A	86579	0.75	35	0.90	White	D,E,F	Low	69%	69%	\$\$
	28"x30"x3/4"	Class A	86834	0.75	35	0.90	White	D,E,F	Low	69%	69%	\$\$
	28"x60"x3/4"	Class A	86580	0.75	35	0.90	White	D,E,F	Low	69%	69%	\$\$
	30"x30"x3/4"	Class A	86830	0.75	35	0.90	White	D,E,F	Low	69%	69%	\$\$
	30"x54"x3/4"	Class A	86831	0.75	35	0.90	White	D,E,F	Low	69%	69%	\$\$
	30"x56"x3/4"	Class A	86583	0.75	35	0.90	White	D,E,F	Low	69%	69%	\$\$
30"x60"x3/4"	Class A	86267	0.75	35	0.90	White	D,E,F	Low	69%	69%	\$\$	
FLB	4"x48"x3/4"	Class A	86568	0.75	35	0.90	White	D,E,F	Low	69%	69%	\$\$
	4"x60"x3/4"	Class A	86569	0.75	35	0.90	White	D,E,F	Low	69%	69%	\$\$
	4"x72"x3/4"	Class A	86584	0.75	35	0.90	White	D,E,F	Low	69%	69%	\$\$
	6"x48"x3/4"	Class A	88887	0.75	35	0.90	White	D,E,F	Low	69%	69%	\$\$
	6"x60"x3/4"	Class A	86835	0.75	35	0.90	White	D,E,F	Low	69%	69%	\$\$
	6"x72"x3/4"	Class A	86567	0.75	35	0.90	White	D,E,F	Low	69%	69%	\$\$
	12"x12"x3/4"	Class A	86136	0.75 ⁹	35 ⁹	0.90	White	D,E,F	Low	69%	69%	\$\$
	12"x24"x3/4"	Class A	86242	0.75 ⁹	35 ⁹	0.90	White	D,E,F	Low	69%	69%	\$\$
	12"x48"x3/4"	Class A	86321	0.75	35	0.90	White	D,E,F	Low	69%	69%	\$\$
	12"x60"x3/4"	Class A	88885	0.75	35	0.90	White	D,E,F	Low	69%	69%	\$\$
12"x72"x3/4"	Class A	86570	0.75	35	0.90	White	D,E,F	Low	69%	69%	\$\$	

Low Emissions (VOC)
Third party (GREENGUARD Gold) certified for low-emitting performance, meets California Department of Public Health's (CDPH) Standard Method v1.2 - 2017 (CA Section 01350). 'Certificates of Compliance' for Low VOC Emissions are available on usg.com and at spot.ul.com.

ClimaPlus™ Warranty Performance³
Contains a broad-spectrum antimicrobial additive on the face and back of the panel that provides resistance against the growth of mold and mildew. Includes sag-resistance performance.

High Recycled Content
USG classifies High Recycled Content as greater than 50%. Total recycled content is based on product composition of postconsumer and preconsumer (postindustrial) recycled content per FTC guidelines.

USG MARS™/MARS™ HIGH-NRC LOGIX™ ACOUSTICAL PANELS 80/35

CLIMAPLUS™ PERFORMANCE WITH PLANT-BASED BINDER⁷

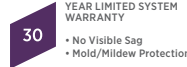
ORDER SAMPLES/LITERATURE
USG: usg.com or samplit@usg.com
CGC: contact Sales Representative

FOR MOST UP-TO-DATE
TECHNICAL INFORMATION
AND LEED REPORT TOOL
usgdesignstudio.com
cgcdesignstudio.com

TECHNICAL SERVICES
800.USG.4YOU (874-4968)



PRODUCT CERTIFIED
FOR LOW CHEMICAL
EMISSIONS:
ULCOM/GG
UL2818



UL Classified

Edge	Panel Size ⁵	Fire Rating	Item No.	NRC	CAC Min.	LR ²	Color	Grid Options	VOC Emissions	Anti-Mold & Mildew/Sag Resistance	Recycled Content ¹	Panel Cost
SQ <input type="checkbox"/>	20"x24"x7/8"	Class A	80184	0.80	35	0.90	White	A, B	Low		70%	\$\$
	20"x54"x7/8"	Class A	86410	0.80	35	0.90	White	A	Low		70%	\$\$
	20"x56"x7/8"	Class A	86411	0.80	35	0.90	White	A	Low		70%	\$\$
	20"x60"x7/8"	Class A	89501	0.80	35	0.90	White	A	Low		70%	\$\$
	21"x24"x7/8"	Class A	86414	0.80	35	0.90	White	A, B	Low		70%	\$\$
	21"x48"x7/8"	Class A	86415	0.80	35	0.90	White	A	Low		70%	\$\$
	22"x24"x7/8"	Class A	86416	0.80	35	0.90	White	A, B	Low		70%	\$\$
	22"x48"x7/8"	Class A	86417	0.80	35	0.90	White	A	Low		70%	\$\$
	24"x24"x7/8"	Class A	86100	0.80	35	0.90	White	A, B	Low		70%	\$\$
	24"x42"x7/8"	Class A	86419	0.80	35	0.90	White	A	Low		70%	\$\$
	24"x44"x7/8"	Class A	86420	0.80	35	0.90	White	A	Low		70%	\$\$
	24"x48"x7/8"	Class A	86300	0.80	35	0.90	White	A	Low		70%	\$\$
	24"x72"x7/8"	Class A	86360	0.80	35	0.90	White	A	Low		70%	\$\$
	27"x30"x7/8"	Class A	86421	0.80	35	0.90	White	A	Low		70%	\$\$
	27"x60"x7/8"	Class A	86422	0.80	35	0.90	White	A	Low		70%	\$\$
	28"x30"x7/8"	Class A	86423	0.80	35	0.90	White	A	Low		70%	\$\$
	28"x60"x7/8"	Class A	86424	0.80	35	0.90	White	A	Low		70%	\$\$
	30"x30"x7/8"	Class A	86426	0.80	35	0.90	White	A	Low		70%	\$\$
	30"x54"x7/8"	Class A	86427	0.80	35	0.90	White	A	Low		70%	\$\$
	30"x56"x7/8"	Class A	86428	0.80	35	0.90	White	A	Low		70%	\$\$
30"x60"x7/8"	Class A	86429	0.80	35	0.90	White	A	Low		70%	\$\$	
SQ <input type="checkbox"/>	4"x48"x7/8"	Class A	86402	0.80	35	0.90	White	A	Low		70%	\$\$
	4"x60"x7/8"	Class A	86403	0.80	35	0.90	White	A	Low		70%	\$\$
	4"x72"x7/8"	Class A	86405	0.80	35	0.90	White	A	Low		70%	\$\$
	6"x48"x7/8"	Class A	86404	0.80	35	0.90	White	A	Low		70%	\$\$
	6"x60"x7/8"	Class A	86145	0.80	35	0.90	White	A	Low		70%	\$\$
	6"x72"x7/8"	Class A	86406	0.80	35	0.90	White	A	Low		70%	\$\$
	12"x48"x7/8"	Class A	86407	0.80	35	0.90	White	A	Low		70%	\$\$
	12"x60"x7/8"	Class A	86408	0.80	35	0.90	White	A	Low		70%	\$\$
	12"x72"x7/8"	Class A	86409	0.80	35	0.90	White	A	Low		70%	\$\$

Low Emissions (VOC)
Third party (GREENGUARD Gold) certified for low-emitting performance, meets California Department of Public Health's (CDPH) Standard Method v1.2 - 2017 (CA Section 01350). 'Certificates of Compliance' for Low VOC Emissions are available on usg.com and at spot.ul.com.

ClimaPlus™ Warranty Performance³
Contains a broad-spectrum antimicrobial additive on the face and back of the panel that provides resistance against the growth of mold and mildew. Includes sag-resistance performance.

High Recycled Content
USG classifies High Recycled Content as greater than 50%. Total recycled content is based on product composition of postconsumer and preconsumer (postindustrial) recycled content per FTC guidelines.

**USG MARS™ HIGH-NRC
LOGIX™ FIELD PANELS
80/35**

Plant-Based Binder⁷

**USG MARS™ HIGH-NRC
LOGIX™ CHANNEL PANELS
80/35**

Plant-Based Binder⁷

USG MARS™/MARS™ HIGH-NRC LOGIX™ ACOUSTICAL PANELS 80/35

CLIMAPLUS™ PERFORMANCE WITH PLANT-BASED BINDER⁷

ORDER SAMPLES/LITERATURE
USG: usg.com or samplitt@usg.com
CGC: contact Sales Representative

TECHNICAL SERVICES
800 USG.4YOU (874-4968)

FOR MOST UP-TO-DATE
TECHNICAL INFORMATION
AND LEED REPORT TOOL
usgdesignstudio.com
cgcdesignstudio.com



PRODUCT CERTIFIED
FOR LOW CHEMICAL
EMISSIONS:
ULCOM/GG
UL2818



UL Classified

Edge	Panel Size ⁵	Fire Rating	Item No.	NRC	CAC Min.	LR ²	Color	Grid Options	VOC Emissions	Anti-Mold & Mildew/Sag Resistance	Recycled Content ¹	Panel Cost
SLT 	20"x24"x7/8"	Class A	80183	0.80	35	0.90	White	C	Low		70%	\$\$
	20"x54"x7/8"	Class A	86447	0.80	35	0.90	White	C	Low		70%	\$\$
	20"x56"x7/8"	Class A	86448	0.80	35	0.90	White	C	Low		70%	\$\$
	20"x60"x7/8"	Class A	86449	0.80	35	0.90	White	C	Low		70%	\$\$
	21"x24"x7/8"	Class A	86451	0.80	35	0.90	White	C	Low		70%	\$\$
	21"x48"x7/8"	Class A	86452	0.80	35	0.90	White	C	Low		70%	\$\$
	22"x24"x7/8"	Class A	86453	0.80	35	0.90	White	C	Low		70%	\$\$
	22"x48"x7/8"	Class A	86454	0.80	35	0.90	White	C	Low		70%	\$\$
	24"x24"x7/8"	Class A	87200	0.80	35	0.90	White	C	Low		70%	\$\$
	24"x42"x7/8"	Class A	86456	0.80	35	0.90	White	C	Low		70%	\$\$
	24"x44"x7/8"	Class A	86457	0.80	35	0.90	White	C	Low		70%	\$\$
	24"x48"x7/8"	Class A	89600	0.80	35	0.90	White	C	Low		70%	\$\$
	24"x72"x7/8"	Class A	89660	0.80	35	0.90	White	C	Low		70%	\$\$
	27"x30"x7/8"	Class A	86458	0.80	35	0.90	White	C	Low		70%	\$\$
	27"x60"x7/8"	Class A	86460	0.80	35	0.90	White	C	Low		70%	\$\$
	28"x30"x7/8"	Class A	86459	0.80	35	0.90	White	C	Low		70%	\$\$
	28"x60"x7/8"	Class A	86461	0.80	35	0.90	White	C	Low		70%	\$\$
	30"x30"x7/8"	Class A	86500	0.80	35	0.90	White	C	Low		70%	\$\$
	30"x54"x7/8"	Class A	86464	0.80	35	0.90	White	C	Low		70%	\$\$
	30"x56"x7/8"	Class A	86465	0.80	35	0.90	White	C	Low		70%	\$\$
30"x60"x7/8"	Class A	86466	0.80	35	0.90	White	C	Low		70%	\$\$	
SLT 	4"x48"x7/8"	Class A	86440	0.80	35	0.90	White	C	Low		70%	\$\$
	4"x60"x7/8"	Class A	86441	0.80	35	0.90	White	C	Low		70%	\$\$
	4"x72"x7/8"	Class A	86467	0.80	35	0.90	White	C	Low		70%	\$\$
	6"x48"x7/8"	Class A	86442	0.80	35	0.90	White	C	Low		70%	\$\$
	6"x60"x7/8"	Class A	86443	0.80	35	0.90	White	C	Low		70%	\$\$
	6"x72"x7/8"	Class A	86468	0.80	35	0.90	White	C	Low		70%	\$\$
	12"x48"x7/8"	Class A	86444	0.80	35	0.90	White	C	Low		70%	\$\$
	12"x60"x7/8"	Class A	86445	0.80	35	0.90	White	C	Low		70%	\$\$
	12"x72"x7/8"	Class A	86446	0.80	35	0.90	White	C	Low		70%	\$\$

Low Emissions (VOC)

Third party (GREENGUARD Gold) certified for low-emitting performance, meets California Department of Public Health's (CDPH) Standard Method v1.2 - 2017 (CA Section 01350). 'Certificates of Compliance' for Low VOC Emissions are available on usg.com and at spot.ul.com.

ClimaPlus™ Warranty Performance³

Contains a broad-spectrum antimicrobial additive on the face and back of the panel that provides resistance against the growth of mold and mildew. Includes sag-resistance performance.

High Recycled Content

USG classifies High Recycled Content as greater than 50%. Total recycled content is based on product composition of postconsumer and preconsumer (postindustrial) recycled content per FTC guidelines.

USG MARS™ HIGH-NRC LOGIX™ FIELD PANELS 80/35

Plant-Based Binder⁷

USG MARS™ HIGH-NRC LOGIX™ CHANNEL PANELS 80/35

Plant-Based Binder⁷

USG MARS™/MARS™ HIGH-NRC LOGIX™ ACOUSTICAL PANELS 80/35

CLIMAPLUS™ PERFORMANCE WITH PLANT-BASED BINDER⁷

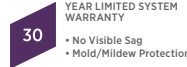
ORDER SAMPLES/LITERATURE
USG: usg.com or samplit@usg.com
CGC: contact Sales Representative

FOR MOST UP-TO-DATE
TECHNICAL INFORMATION
AND LEED REPORT TOOL
usgdesignstudio.com
cgcdesignstudio.com

TECHNICAL SERVICES
800.USG.4YOU (874-4968)



PRODUCT CERTIFIED
FOR LOW CHEMICAL
EMISSIONS:
ULCOM/GG
UL2818



USG MARS™ HIGH-NRC LOGIX™ FIELD PANELS 80/35

Plant-Based Binder⁷

USG MARS™ HIGH-NRC LOGIX™ CHANNEL PANELS 80/35

Plant-Based Binder⁷

Edge	Panel Size ⁵	Fire Rating	Item No.	UL Classified		LR ²	Color	Grid Options	VOC Emissions	Anti-Mold & Mildew/Sag Resistance	Recycled Content ¹	Panel Cost
				NRC	CAC Min.							
FLB	20"x24"x7/8"	Class A	86693	0.80	35	0.90	White	D, E, F	Low	70%	70%	\$\$
	20"x54"x7/8"	Class A	86479	0.80	35	0.90	White	D, E, F	Low	70%	70%	\$\$
	20"x56"x7/8"	Class A	86480	0.80	35	0.90	White	D, E, F	Low	70%	70%	\$\$
	20"x60"x7/8"	Class A	86481	0.80	35	0.90	White	D, E, F	Low	70%	70%	\$\$
	21"x24"x7/8"	Class A	86483	0.80	35	0.90	White	D, E, F	Low	70%	70%	\$\$
	21"x48"x7/8"	Class A	86484	0.80	35	0.90	White	D, E, F	Low	70%	70%	\$\$
	22"x24"x7/8"	Class A	86485	0.80	35	0.90	White	D, E, F	Low	70%	70%	\$\$
	22"x48"x7/8"	Class A	86486	0.80	35	0.90	White	D, E, F	Low	70%	70%	\$\$
	24"x24"x7/8"	Class A	87100	0.80	35	0.90	White	D, E, F	Low	70%	70%	\$\$
	24"x42"x7/8"	Class A	86488	0.80	35	0.90	White	D, E, F	Low	70%	70%	\$\$
	24"x44"x7/8"	Class A	86489	0.80	35	0.90	White	D, E, F	Low	70%	70%	\$\$
	24"x48"x7/8"	Class A	89500	0.80	35	0.90	White	D, E, F	Low	70%	70%	\$\$
	24"x72"x7/8"	Class A	89670	0.80	35	0.90	White	D, E, F	Low	70%	70%	\$\$
	27"x30"x7/8"	Class A	86490	0.80	35	0.90	White	D, E, F	Low	70%	70%	\$\$
	27"x60"x7/8"	Class A	86491	0.80	35	0.90	White	D, E, F	Low	70%	70%	\$\$
	28"x30"x7/8"	Class A	86492	0.80	35	0.90	White	D, E, F	Low	70%	70%	\$\$
	28"x60"x7/8"	Class A	86493	0.80	35	0.90	White	D, E, F	Low	70%	70%	\$\$
	30"x30"x7/8"	Class A	86400	0.80	35	0.90	White	D, E, F	Low	70%	70%	\$\$
	30"x54"x7/8"	Class A	86501	0.80	35	0.90	White	D, E, F	Low	70%	70%	\$\$
	30"x56"x7/8"	Class A	86496	0.80	35	0.90	White	D, E, F	Low	70%	70%	\$\$
	30"x60"x7/8"	Class A	86497	0.80	35	0.90	White	D, E, F	Low	70%	70%	\$\$
FLB	4"x48"x7/8"	Class A	86475	0.80	35	0.90	White	D, E, F	Low	70%	70%	\$\$
	4"x60"x7/8"	Class A	86476	0.80	35	0.90	White	D, E, F	Low	70%	70%	\$\$
	4"x72"x7/8"	Class A	86473	0.80	35	0.90	White	D, E, F	Low	70%	70%	\$\$
	6"x48"x7/8"	Class A	86331	0.80	35	0.90	White	D, E, F	Low	70%	70%	\$\$
	6"x60"x7/8"	Class A	86333	0.80	35	0.90	White	D, E, F	Low	70%	70%	\$\$
	6"x72"x7/8"	Class A	86474	0.80	35	0.90	White	D, E, F	Low	70%	70%	\$\$
	12"x48"x7/8"	Class A	86505	0.80	35	0.90	White	D, E, F	Low	70%	70%	\$\$
	12"x60"x7/8"	Class A	86477	0.80	35	0.90	White	D, E, F	Low	70%	70%	\$\$
	12"x72"x7/8"	Class A	86478	0.80	35	0.90	White	D, E, F	Low	70%	70%	\$\$

Low Emissions (VOC)
Third party (GREENGUARD Gold) certified for low-emitting performance, meets California Department of Public Health's (CDPH) Standard Method v1.2 - 2017 (CA Section 01350). 'Certificates of Compliance' for Low VOC Emissions are available on usg.com and at spot.ul.com.

ClimaPlus™ Warranty Performance³
Contains a broad-spectrum antimicrobial additive on the face and back of the panel that provides resistance against the growth of mold and mildew. Includes sag-resistance performance.

High Recycled Content
USG classifies High Recycled Content as greater than 50%. Total recycled content is based on product composition of postconsumer and preconsumer (postindustrial) recycled content per FTC guidelines.

USG MARS™/MARS™ HIGH-NRC LOGIX™ ACOUSTICAL PANELS 85/35

CLIMAPLUS™ PERFORMANCE WITH PLANT-BASED BINDER⁷

ORDER SAMPLES/LITERATURE
USG: usg.com or samplitt@usg.com
CGC: contact Sales Representative

TECHNICAL SERVICES
800.USG.4YOU (874-4968)

FOR MOST UP-TO-DATE
TECHNICAL INFORMATION
AND LEED REPORT TOOL
usgdesignstudio.com
cgcdesignstudio.com



PRODUCT CERTIFIED
FOR LOW CHEMICAL
EMISSIONS:
ULCOM/GG
UL2818



YEAR LIMITED SYSTEM
WARRANTY
• No Visible Sag
• Mold/Mildew Protection



BALANCED
ACOUSTICS



HIGH
RECYCLED
CONTENT



ECOBLEUPRINT

Declare.

UL Classified

Edge	Panel Size ⁵	Fire Rating	Item No.	NRC	CAC Min.	LR ²	Color	Grid Options	VOC Emissions	Anti-Mold & Mildew/Sag Resistance	Recycled Content ¹	Panel Cost
SQ 	20"x24"x7/8"	Class A	80186	0.85	35	0.90	White	A, B	Low		69%	\$\$
	20"x54"x7/8"	Class A	80100	0.85	35	0.90	White	A	Low		69%	\$\$
	20"x56"x7/8"	Class A	80101	0.85	35	0.90	White	A	Low		69%	\$\$
	20"x60"x7/8"	Class A	80102	0.85	35	0.90	White	A	Low		69%	\$\$
	21"x24"x7/8"	Class A	80103	0.85	35	0.90	White	A,B	Low		69%	\$\$
	21"x48"x7/8"	Class A	80104	0.85	35	0.90	White	A	Low		69%	\$\$
	22"x24"x7/8"	Class A	80105	0.85	35	0.90	White	A,B	Low		69%	\$\$
	22"x48"x7/8"	Class A	80106	0.85	35	0.90	White	A	Low		69%	\$\$
	24"x24"x7/8"	Class A	88134	0.85	35	0.90	White	A,B	Low		69%	\$\$
	24"x42"x7/8"	Class A	80107	0.85	35	0.90	White	A	Low		69%	\$\$
	24"x44"x7/8"	Class A	80108	0.85	35	0.90	White	A	Low		69%	\$\$
	24"x48"x7/8"	Class A	89134	0.85	35	0.90	White	A	Low		69%	\$\$
	24"x72"x7/8"	Class A	89663	0.85	35	0.90	White	A	Low		69%	\$\$
	27"x30"x7/8"	Class A	80109	0.85	35	0.90	White	A	Low		69%	\$\$
	27"x60"x7/8"	Class A	80110	0.85	35	0.90	White	A	Low		69%	\$\$
	28"x30"x7/8"	Class A	80111	0.85	35	0.90	White	A	Low		69%	\$\$
	28"x60"x7/8"	Class A	80112	0.85	35	0.90	White	A	Low		69%	\$\$
	30"x30"x7/8"	Class A	80113	0.85	35	0.90	White	A	Low		69%	\$\$
	30"x54"x7/8"	Class A	80114	0.85	35	0.90	White	A	Low		69%	\$\$
	30"x56"x7/8"	Class A	80115	0.85	35	0.90	White	A	Low		69%	\$\$
30"x60"x7/8"	Class A	89140	0.85	35	0.90	White	A	Low		69%	\$\$	
SQ 	4"x48"x7/8"	Class A	80116	0.85	35	0.90	White	A	Low		69%	\$\$
	4"x60"x7/8"	Class A	80117	0.85	35	0.90	White	A	Low		69%	\$\$
	4"x72"x7/8"	Class A	80118	0.85	35	0.90	White	A	Low		69%	\$\$
	6"x48"x7/8"	Class A	80119	0.85	35	0.90	White	A	Low		69%	\$\$
	6"x60"x7/8"	Class A	80120	0.85	35	0.90	White	A	Low		69%	\$\$
	6"x72"x7/8"	Class A	80121	0.85	35	0.90	White	A	Low		69%	—
	12"x12"x7/8"	Class A	80122	0.85	35	0.90	White	A, B	Low		69%	\$\$
	12"x24"x7/8"	Class A	86665	0.85	35	0.90	White	A, B	Low		69%	\$\$
	12"x48"x7/8"	Class A	80123	0.85	35	0.90	White	A	Low		69%	\$\$
	12"x60"x7/8"	Class A	80124	0.85	35	0.90	White	A	Low		69%	\$\$
12"x72"x7/8"	Class A	80125	0.85	35	0.90	White	A	Low		69%	\$\$	

Low Emissions (VOC)

Third party (GREENGUARD Gold) certified for low-emitting performance, meets California Department of Public Health's (CDPH) Standard Method v1.2 - 2017 (CA Section 01350). 'Certificates of Compliance' for Low VOC Emissions are available on usg.com and at spot.ul.com.

ClimaPlus™ Warranty Performance³

Contains a broad-spectrum antimicrobial additive on the face and back of the panel that provides resistance against the growth of mold and mildew. Includes sag-resistance performance.

High Recycled Content

USG classifies High Recycled Content as greater than 50%. Total recycled content is based on product composition of postconsumer and preconsumer (postindustrial) recycled content per FTC guidelines.

USG MARS™ HIGH-NRC LOGIX™ FIELD PANELS 85/35

Plant-Based Binder⁷

USG MARS™ HIGH-NRC LOGIX™ CHANNEL PANELS 85/35

Plant-Based Binder⁷

USG MARS™/MARS™ HIGH-NRC LOGIX™ ACOUSTICAL PANELS 85/35

CLIMAPLUS™ PERFORMANCE WITH PLANT-BASED BINDER⁷

ORDER SAMPLES/LITERATURE
USG: usg.com or samplit@usg.com
CGC: contact Sales Representative

FOR MOST UP-TO-DATE
TECHNICAL INFORMATION
AND LEED REPORT TOOL
usgdesignstudio.com
cgcdesignstudio.com

TECHNICAL SERVICES
800.USG.4YOU (874-4968)



PRODUCT CERTIFIED
FOR LOW CHEMICAL
EMISSIONS:
ULCOM/GG
UL2818

30 YEAR LIMITED SYSTEM
WARRANTY
• No Visible Sag
• Mold/Mildew Protection



USG MARS™ HIGH-NRC LOGIX™ FIELD PANELS 85/35

Plant-Based Binder⁷

Edge	Panel Size ⁵	Fire Rating	Item No.	UL Classified			Color	Grid Options	VOC Emissions	Anti-Mold & Mildew/Sag Resistance	Recycled Content ¹	Panel Cost
				NRC	CAC Min.	LR ²						
SLT	20"x24"x7/8"	Class A	80185	0.85	35	0.90	White	C	Low	69%	\$\$	
	20"x54"x7/8"	Class A	80126	0.85	35	0.90	White	C	Low	69%	\$\$	
	20"x56"x7/8"	Class A	80127	0.85	35	0.90	White	C	Low	69%	\$\$	
	20"x60"x7/8"	Class A	80128	0.85	35	0.90	White	C	Low	69%	\$\$	
	21"x24"x7/8"	Class A	80129	0.85	35	0.90	White	C	Low	69%	\$\$	
	21"x48"x7/8"	Class A	80130	0.85	35	0.90	White	C	Low	69%	\$\$	
	22"x24"x7/8"	Class A	80131	0.85	35	0.90	White	C	Low	69%	\$\$	
	22"x48"x7/8"	Class A	80132	0.85	35	0.90	White	C	Low	69%	\$\$	
	24"x24"x7/8"	Class A	88135	0.85	35	0.90	White	C	Low	69%	\$\$	
	24"x42"x7/8"	Class A	80133	0.85	35	0.90	White	C	Low	69%	\$\$	
	24"x44"x7/8"	Class A	80134	0.85	35	0.90	White	C	Low	69%	\$\$	
	24"x48"x7/8"	Class A	89135	0.85	35	0.90	White	C	Low	69%	\$\$	
	24"x72"x7/8"	Class A	89665	0.85	35	0.90	White	C	Low	69%	\$\$	
	27"x30"x7/8"	Class A	80135	0.85	35	0.90	White	C	Low	69%	\$\$	
	27"x60"x7/8"	Class A	80136	0.85	35	0.90	White	C	Low	69%	\$\$	
	28"x30"x7/8"	Class A	80137	0.85	35	0.90	White	C	Low	69%	\$\$	
	28"x60"x7/8"	Class A	80138	0.85	35	0.90	White	C	Low	69%	\$\$	
	30"x30"x7/8"	Class A	80139	0.85	35	0.90	White	C	Low	69%	\$\$	
	30"x54"x7/8"	Class A	80140	0.85	35	0.90	White	C	Low	69%	\$\$	
	30"x56"x7/8"	Class A	80141	0.85	35	0.90	White	C	Low	69%	\$\$	
30"x60"x7/8"	Class A	89141	0.85	35	0.90	White	C	Low	69%	\$\$		
SLT	4"x48"x7/8"	Class A	80142	0.85	35	0.90	White	C	Low	69%	\$\$	
	4"x60"x7/8"	Class A	80143	0.85	35	0.90	White	C	Low	69%	\$\$	
	4"x72"x7/8"	Class A	80144	0.85	35	0.90	White	C	Low	69%	\$\$	
	6"x48"x7/8"	Class A	80145	0.85	35	0.90	White	C	Low	69%	\$\$	
	6"x60"x7/8"	Class A	80146	0.85	35	0.90	White	C	Low	69%	\$\$	
	6"x72"x7/8"	Class A	80147	0.85	35	0.90	White	C	Low	69%	\$\$	
	12"x12"x7/8"	Class A	80148	0.85	35	0.90	White	C	Low	69%	\$\$	
	12"x24"x7/8"	Class A	86664	0.85	35	0.90	White	C	Low	69%	\$\$	
	12"x48"x7/8"	Class A	80149	0.85	35	0.90	White	C	Low	69%	\$\$	
	12"x60"x7/8"	Class A	80150	0.85	35	0.90	White	C	Low	69%	\$\$	
	12"x72"x7/8"	Class A	80151	0.85	35	0.90	White	C	Low	69%	\$\$	

Low Emissions (VOC)
Third party (GREENGUARD Gold) certified for low-emitting performance, meets California Department of Public Health's (CDPH) Standard Method v1.2 - 2017 (CA Section 01350). 'Certificates of Compliance' for Low VOC Emissions are available on usg.com and at spot.ul.com.

ClimaPlus™ Warranty Performance³
Contains a broad-spectrum antimicrobial additive on the face and back of the panel that provides resistance against the growth of mold and mildew. Includes sag-resistance performance.

High Recycled Content
USG classifies High Recycled Content as greater than 50%. Total recycled content is based on product composition of postconsumer and preconsumer (postindustrial) recycled content per FTC guidelines.

USG MARS™/MARS™ HIGH-NRC LOGIX™ ACOUSTICAL PANELS 85/35

CLIMAPLUS™ PERFORMANCE WITH PLANT-BASED BINDER⁷

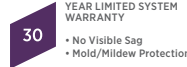
ORDER SAMPLES/LITERATURE
USG: usg.com or samplitt@usg.com
CGC: contact Sales Representative

TECHNICAL SERVICES
800.USG.4YOU (874-4968)

FOR MOST UP-TO-DATE
TECHNICAL INFORMATION
AND LEED REPORT TOOL
usgdesignstudio.com
cgcdesignstudio.com



PRODUCT CERTIFIED
FOR LOW CHEMICAL
EMISSIONS:
ULCOM/GG
UL2818



UL Classified

Edge	Panel Size ⁵	Fire Rating	Item No.	NRC	CAC Min.	LR ²	Color	Grid Options	VOC Emissions	Anti-Mold & Mildew/Sag Resistance	Recycled Content ¹	Panel Cost
FLB	20"x24"x7/8"	Class A	86499	0.85	35	0.90	White	D,E,F	Low		69%	\$\$
	20"x54"x7/8"	Class A	80152	0.85	35	0.90	White	D,E,F	Low		69%	\$\$
	20"x56"x7/8"	Class A	80153	0.85	35	0.90	White	D,E,F	Low		69%	\$\$
	20"x60"x7/8"	Class A	80154	0.85	35	0.90	White	D,E,F	Low		69%	\$\$
	21"x24"x7/8"	Class A	80155	0.85	35	0.90	White	D,E,F	Low		69%	\$\$
	21"x48"x7/8"	Class A	80156	0.85	35	0.90	White	D,E,F	Low		69%	\$\$
	22"x24"x7/8"	Class A	80157	0.85	35	0.90	White	D,E,F	Low		69%	\$\$
	22"x48"x7/8"	Class A	80158	0.85	35	0.90	White	D,E,F	Low		69%	\$\$
	24"x24"x7/8"	Class A	88136	0.85	35	0.90	White	D,E,F	Low		69%	\$\$
	24"x42"x7/8"	Class A	80159	0.85	35	0.90	White	D,E,F	Low		69%	\$\$
	24"x44"x7/8"	Class A	80160	0.85	35	0.90	White	D,E,F	Low		69%	\$\$
	24"x48"x7/8"	Class A	89136	0.85	35	0.90	White	D,E,F	Low		69%	\$\$
	24"x72"x7/8"	Class A	89668	0.85	35	0.90	White	D,E,F	Low		69%	\$\$
	27"x30"x7/8"	Class A	80161	0.85	35	0.90	White	D,E,F	Low		69%	\$\$
	27"x60"x7/8"	Class A	80162	0.85	35	0.90	White	D,E,F	Low		69%	\$\$
	28"x30"x7/8"	Class A	80163	0.85	35	0.90	White	D,E,F	Low		69%	\$\$
	28"x60"x7/8"	Class A	80164	0.85	35	0.90	White	D,E,F	Low		69%	\$\$
	30"x30"x7/8"	Class A	80165	0.85	35	0.90	White	D,E,F	Low		69%	\$\$
	30"x54"x7/8"	Class A	80166	0.85	35	0.90	White	D,E,F	Low		69%	\$\$
	30"x56"x7/8"	Class A	80167	0.85	35	0.90	White	D,E,F	Low		69%	\$\$
30"x60"x7/8"	Class A	89142	0.85	35	0.90	White	D,E,F	Low		69%	\$\$	
FLB	4"x48"x7/8"	Class A	80168	0.85	35	0.90	White	D,E,F	Low		69%	\$\$
	4"x60"x7/8"	Class A	80169	0.85	35	0.90	White	D,E,F	Low		69%	\$\$
	4"x72"x7/8"	Class A	80170	0.85	35	0.90	White	D,E,F	Low		69%	\$\$
	6"x48"x7/8"	Class A	80171	0.85	35	0.90	White	D,E,F	Low		69%	\$\$
	6"x60"x7/8"	Class A	80172	0.85	35	0.90	White	D,E,F	Low		69%	\$\$
	6"x72"x7/8"	Class A	80173	0.85	35	0.90	White	D,E,F	Low		69%	\$\$
	12"x12"x7/8"	Class A	80174	0.85	35	0.90	White	D,E,F	Low		69%	\$\$
	12"x24"x7/8"	Class A	86663	0.85	35	0.90	White	D,E,F	Low		69%	\$\$
	12"x48"x7/8"	Class A	80175	0.85	35	0.90	White	D,E,F	Low		69%	\$\$
	12"x60"x7/8"	Class A	80176	0.85	35	0.90	White	D,E,F	Low		69%	\$\$
12"x72"x7/8"	Class A	80177	0.85	35	0.90	White	D,E,F	Low		69%	\$\$	

Low Emissions (VOC)
Third party (GREENGUARD Gold) certified for low-emitting performance, meets California Department of Public Health's (CDPH) Standard Method v1.2 - 2017 (CA Section 01350). 'Certificates of Compliance' for Low VOC Emissions are available on usg.com and at spot.ul.com.

ClimaPlus™ Warranty Performance³
Contains a broad-spectrum antimicrobial additive on the face and back of the panel that provides resistance against the growth of mold and mildew. Includes sag-resistance performance.

High Recycled Content
USG classifies High Recycled Content as greater than 50%. Total recycled content is based on product composition of postconsumer and preconsumer (postindustrial) recycled content per FTC guidelines.

USG MARS™ HIGH-NRC
LOGIX™ FIELD PANELS
85/35

Plant-Based Binder⁷

USG MARS™ HIGH-NRC
LOGIX™ CHANNEL PANELS
85/35

Plant-Based Binder⁷

USG MARS™/MARS™ HIGH-NRC LOGIX™ ACOUSTICAL PANELS 90/30

CLIMAPLUS™ PERFORMANCE WITH PLANT-BASED BINDER⁷

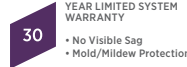
ORDER SAMPLES/LITERATURE
USG: usg.com or samplit@usg.com
CGC: contact Sales Representative

FOR MOST UP-TO-DATE
TECHNICAL INFORMATION
AND LEED REPORT TOOL
usgdesignstudio.com
cgcdesignstudio.com

TECHNICAL SERVICES
800.USG.4YOU (874-4968)



PRODUCT CERTIFIED
FOR LOW CHEMICAL
EMISSIONS:
ULCOM/GG
UL2818



UL Classified

Edge	Panel Size ⁵	Fire Rating	Item No.	NRC	CAC Min.	LR ²	Color	Grid Options	VOC Emissions	Anti-Mold & Mildew/Sag Resistance	Recycled Content ¹	Panel Cost
SQ 	20"x24"x1"	Class A	80188	0.90	30	0.90	White	A, B	Low		67%	\$\$
	20"x54"x1"	Class A	80200	0.90	30	0.90	White	A	Low		67%	\$\$
	20"x56"x1"	Class A	80201	0.90	30	0.90	White	A	Low		67%	\$\$
	20"x60"x1"	Class A	80202	0.90	30	0.90	White	A	Low		67%	\$\$
	21"x24"x1"	Class A	80203	0.90	30	0.90	White	A,B	Low		67%	\$\$
	21"x48"x1"	Class A	80204	0.90	30	0.90	White	A	Low		67%	\$\$
	22"x24"x1"	Class A	80205	0.90	30	0.90	White	A,B	Low		67%	\$\$
	22"x48"x1"	Class A	80206	0.90	30	0.90	White	A	Low		67%	\$\$
	24"x24"x1"	Class A	88137	0.90	30	0.90	White	A,B	Low		67%	\$\$
	24"x42"x1"	Class A	80207	0.90	30	0.90	White	A	Low		67%	\$\$
	24"x44"x1"	Class A	80208	0.90	30	0.90	White	A	Low		67%	\$\$
	24"x48"x1"	Class A	89137	0.90	30	0.90	White	A	Low		67%	\$\$
	24"x72"x1"	Class A	89674	0.90	30	0.90	White	A	Low		67%	\$\$
	27"x30"x1"	Class A	80209	0.90	30	0.90	White	A	Low		67%	\$\$
	27"x60"x1"	Class A	80210	0.90	30	0.90	White	A	Low		67%	\$\$
	28"x30"x1"	Class A	80211	0.90	30	0.90	White	A	Low		67%	\$\$
	28"x60"x1"	Class A	80212	0.90	30	0.90	White	A	Low		67%	\$\$
	30"x30"x1"	Class A	80213	0.90	30	0.90	White	A	Low		67%	\$\$
	30"x54"x1"	Class A	80214	0.90	30	0.90	White	A	Low		67%	\$\$
	30"x56"x1"	Class A	80215	0.90	30	0.90	White	A	Low		67%	\$\$
30"x60"x1"	Class A	89143	0.90	30	0.90	White	A	Low		67%	\$\$	
SQ 	4"x48"x1"	Class A	80216	0.90	30	0.90	White	A	Low		67%	\$\$
	4"x60"x1"	Class A	80217	0.90	30	0.90	White	A	Low		67%	\$\$
	4"x72"x1"	Class A	80218	0.90	30	0.90	White	A	Low		67%	\$\$
	6"x48"x1"	Class A	80219	0.90	30	0.90	White	A	Low		67%	\$\$
	6"x60"x1"	Class A	80220	0.90	30	0.90	White	A	Low		67%	\$\$
	6"x72"x1"	Class A	80221	0.90	30	0.90	White	A	Low		67%	\$\$
	12"x12"x1"	Class A	80222	0.90	30	0.90	White	A, B	Low		67%	\$\$
	12"x24"x1"	Class A	86137	0.90	30	0.90	White	A, B	Low		67%	\$\$
	12"x48"x1"	Class A	80223	0.90	30	0.90	White	A	Low		67%	\$\$
	12"x60"x1"	Class A	80224	0.90	30	0.90	White	A	Low		67%	\$\$
12"x72"x1"	Class A	80225	0.90	30	0.90	White	A	Low		67%	\$\$	

Low Emissions (VOC)
Third party (GREENGUARD Gold) certified for low-emitting performance, meets California Department of Public Health's (CDPH) Standard Method v1.2 - 2017 (CA Section 01350). 'Certificates of Compliance' for Low VOC Emissions are available on usg.com and at spot.ul.com.

ClimaPlus™ Warranty Performance³
Contains a broad-spectrum antimicrobial additive on the face and back of the panel that provides resistance against the growth of mold and mildew. Includes sag-resistance performance.

High Recycled Content
USG classifies High Recycled Content as greater than 50%. Total recycled content is based on product composition of postconsumer and preconsumer (postindustrial) recycled content per FTC guidelines.

USG MARS™ HIGH-NRC LOGIX™ FIELD PANELS 90/30

Plant-Based Binder⁷

USG MARS™ HIGH-NRC LOGIX™ CHANNEL PANELS 90/30

Plant-Based Binder⁷

USG MARS™/MARS™ HIGH-NRC LOGIX™ ACOUSTICAL PANELS 90/30

CLIMAPLUS™ PERFORMANCE WITH PLANT-BASED BINDER⁷

ORDER SAMPLES/LITERATURE
USG: usg.com or samplitt@usg.com
CGC: contact Sales Representative

TECHNICAL SERVICES
800.USG.4YOU (874-4968)

FOR MOST UP-TO-DATE
TECHNICAL INFORMATION
AND LEED REPORT TOOL
usgdesignstudio.com
cgcdesignstudio.com



PRODUCT CERTIFIED
FOR LOW CHEMICAL
EMISSIONS:
ULCOM/GG
UL2818



UL Classified

Edge	Panel Size ⁵	Fire Rating	Item No.	NRC	CAC Min.	LR ²	Color	Grid Options	VOC Emissions	Anti-Mold & Mildew/Sag Resistance	Recycled Content ¹	Panel Cost
SLT	20"x24"x1"	Class A	80187	0.90	30	0.90	White	C	Low		67%	\$\$
	20"x54"x1"	Class A	80226	0.90	30	0.90	White	C	Low		67%	\$\$
	20"x56"x1"	Class A	80227	0.90	30	0.90	White	C	Low		67%	\$\$
	20"x60"x1"	Class A	80228	0.90	30	0.90	White	C	Low		67%	\$\$
	21"x24"x1"	Class A	80229	0.90	30	0.90	White	C	Low		67%	\$\$
	21"x48"x1"	Class A	80230	0.90	30	0.90	White	C	Low		67%	\$\$
	22"x24"x1"	Class A	80231	0.90	30	0.90	White	C	Low		67%	\$\$
	22"x48"x1"	Class A	80232	0.90	30	0.90	White	C	Low		67%	\$\$
	24"x24"x1"	Class A	88138	0.90	30	0.90	White	C	Low		67%	\$\$
	24"x42"x1"	Class A	80233	0.90	30	0.90	White	C	Low		67%	\$\$
	24"x44"x1"	Class A	80234	0.90	30	0.90	White	C	Low		67%	\$\$
	24"x48"x1"	Class A	89138	0.90	30	0.90	White	C	Low		67%	\$\$
	24"x72"x1"	Class A	89675	0.90	30	0.90	White	C	Low		67%	\$\$
	27"x30"x1"	Class A	80235	0.90	30	0.90	White	C	Low		67%	\$\$
	27"x60"x1"	Class A	80236	0.90	30	0.90	White	C	Low		67%	\$\$
	28"x30"x1"	Class A	80237	0.90	30	0.90	White	C	Low		67%	\$\$
	28"x60"x1"	Class A	80238	0.90	30	0.90	White	C	Low		67%	\$\$
	30"x30"x1"	Class A	80239	0.90	30	0.90	White	C	Low		67%	\$\$
	30"x54"x1"	Class A	80240	0.90	30	0.90	White	C	Low		67%	\$\$
	30"x56"x1"	Class A	80241	0.90	30	0.90	White	C	Low		67%	\$\$
30"x60"x1"	Class A	89144	0.90	30	0.90	White	C	Low		67%	\$\$	
SLT	4"x48"x1"	Class A	80242	0.90	30	0.90	White	C	Low		67%	\$\$
	4"x60"x1"	Class A	80243	0.90	30	0.90	White	C	Low		67%	\$\$
	4"x72"x1"	Class A	80244	0.90	30	0.90	White	C	Low		67%	\$\$
	6"x48"x1"	Class A	80245	0.90	30	0.90	White	C	Low		67%	\$\$
	6"x60"x1"	Class A	80246	0.90	30	0.90	White	C	Low		67%	\$\$
	6"x72"x1"	Class A	80247	0.90	30	0.90	White	C	Low		67%	\$\$
	12"x12"x1"	Class A	80248	0.90	30	0.90	White	C	Low		67%	\$\$
	12"x24"x1"	Class A	86138	0.90	30	0.90	White	C	Low		67%	\$\$
	12"x48"x1"	Class A	80249	0.90	30	0.90	White	C	Low		67%	\$\$
	12"x60"x1"	Class A	80250	0.90	30	0.90	White	C	Low		67%	\$\$
	12"x72"x1"	Class A	80251	0.90	30	0.90	White	C	Low		67%	\$\$

Low Emissions (VOC)
Third party (GREENGUARD Gold) certified for low-emitting performance, meets California Department of Public Health's (CDPH) Standard Method v1.2 - 2017 (CA Section 01350). 'Certificates of Compliance' for Low VOC Emissions are available on usg.com and at spot.ul.com.

ClimaPlus™ Warranty Performance³
Contains a broad-spectrum antimicrobial additive on the face and back of the panel that provides resistance against the growth of mold and mildew. Includes sag-resistance performance.

High Recycled Content
USG classifies High Recycled Content as greater than 50%. Total recycled content is based on product composition of postconsumer and preconsumer (postindustrial) recycled content per FTC guidelines.

USG MARS™ HIGH-NRC
LOGIX™ FIELD PANELS
90/30

Plant-Based Binder⁷

USG MARS™ HIGH-NRC
LOGIX™ CHANNEL PANELS
90/30

Plant-Based Binder⁷

USG MARS™/MARS™ HIGH-NRC LOGIX™ ACOUSTICAL PANELS 90/30

CLIMAPLUS™ PERFORMANCE WITH PLANT-BASED BINDER⁷

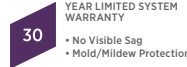
ORDER SAMPLES/LITERATURE
USG: usg.com or samplit@usg.com
CGC: contact Sales Representative

FOR MOST UP-TO-DATE
TECHNICAL INFORMATION
AND LEED REPORT TOOL
usgdesignstudio.com
cgcdesignstudio.com

TECHNICAL SERVICES
800.USG.4YOU (874-4968)



PRODUCT CERTIFIED
FOR LOW CHEMICAL
EMISSIONS:
ULCOM/GG
UL2818



USG MARS™ HIGH-NRC LOGIX™ FIELD PANELS 90/30

Plant-Based Binder⁷

USG MARS™ HIGH-NRC LOGIX™ CHANNEL PANELS 90/30

Plant-Based Binder⁷

Edge	Panel Size ⁵	Fire Rating	Item No.	UL Classified		LR ²	Color	Grid Options	VOC Emissions	Anti-Mold & Mildew/Sag Resistance	Recycled Content ¹	Panel Cost
				NRC	CAC Min.							
FLB	20"x24"x1"	Class A	80181	0.90	30	0.90	White	D,E,F	Low		67%	\$\$
	20"x54"x1"	Class A	80252	0.90	30	0.90	White	D,E,F	Low		67%	\$\$
	20"x56"x1"	Class A	80253	0.90	30	0.90	White	D,E,F	Low		67%	\$\$
	20"x60"x1"	Class A	80254	0.90	30	0.90	White	D,E,F	Low		67%	\$\$
	21"x24"x1"	Class A	80255	0.90	30	0.90	White	D,E,F	Low		67%	\$\$
	21"x48"x1"	Class A	80256	0.90	30	0.90	White	D,E,F	Low		67%	\$\$
	22"x24"x1"	Class A	80257	0.90	30	0.90	White	D,E,F	Low		67%	\$\$
	22"x48"x1"	Class A	80258	0.90	30	0.90	White	D,E,F	Low		67%	\$\$
	24"x24"x1"	Class A	88139	0.90	30	0.90	White	D,E,F	Low		67%	\$\$
	24"x42"x1"	Class A	80259	0.90	30	0.90	White	D,E,F	Low		67%	\$\$
	24"x44"x1"	Class A	80260	0.90	30	0.90	White	D,E,F	Low		67%	\$\$
	24"x48"x1"	Class A	89139	0.90	30	0.90	White	D,E,F	Low		67%	\$\$
	24"x72"x1"	Class A	89678	0.90	30	0.90	White	D,E,F	Low		67%	\$\$
	27"x30"x1"	Class A	80261	0.90	30	0.90	White	D,E,F	Low		67%	\$\$
	27"x60"x1"	Class A	80262	0.90	30	0.90	White	D,E,F	Low		67%	\$\$
	28"x30"x1"	Class A	80263	0.90	30	0.90	White	D,E,F	Low		67%	\$\$
	28"x60"x1"	Class A	80264	0.90	30	0.90	White	D,E,F	Low		67%	\$\$
	30"x30"x1"	Class A	80265	0.90	30	0.90	White	D,E,F	Low		67%	\$\$
	30"x54"x1"	Class A	80266	0.90	30	0.90	White	D,E,F	Low		67%	\$\$
	30"x56"x1"	Class A	80267	0.90	30	0.90	White	D,E,F	Low		67%	\$\$
30"x60"x1"	Class A	89145	0.90	30	0.90	White	D,E,F	Low		67%	\$\$	
FLB	4"x48"x1"	Class A	80268	0.90	30	0.90	White	D,E,F	Low		67%	\$\$
	4"x60"x1"	Class A	80269	0.90	30	0.90	White	D,E,F	Low		67%	\$\$
	4"x72"x1"	Class A	80270	0.90	30	0.90	White	D,E,F	Low		67%	\$\$
	6"x48"x1"	Class A	80271	0.90	30	0.90	White	D,E,F	Low		67%	\$\$
	6"x60"x1"	Class A	80272	0.90	30	0.90	White	D,E,F	Low		67%	\$\$
	6"x72"x1"	Class A	80273	0.90	30	0.90	White	D,E,F	Low		67%	\$\$
	12"x12"x1"	Class A	80274	0.90	30	0.90	White	D,E,F	Low		67%	\$\$
	12"x24"x1"	Class A	86139	0.90	30	0.90	White	D,E,F	Low		67%	\$\$
	12"x48"x1"	Class A	80275	0.90	30	0.90	White	D,E,F	Low		67%	\$\$
	12"x60"x1"	Class A	80276	0.90	30	0.90	White	D,E,F	Low		67%	\$\$
	12"x72"x1"	Class A	80277	0.90	30	0.90	White	D,E,F	Low		67%	\$\$

Low Emissions (VOC)
Third party (GREENGUARD Gold) certified for low-emitting performance, meets California Department of Public Health's (CDPH) Standard Method v1.2 - 2017 (CA Section 01350). 'Certificates of Compliance' for Low VOC Emissions are available on usg.com and at spot.ul.com.

ClimaPlus™ Warranty Performance³
Contains a broad-spectrum antimicrobial additive on the face and back of the panel that provides resistance against the growth of mold and mildew. Includes sag-resistance performance.

High Recycled Content
USG classifies High Recycled Content as greater than 50%. Total recycled content is based on product composition of postconsumer and preconsumer (postindustrial) recycled content per FTC guidelines.

USG MARS™/MARS™ HIGH-NRC LOGIX™ ACOUSTICAL PANELS

CLIMAPLUS™ PERFORMANCE WITH PLANT-BASED BINDER⁷

ORDER SAMPLES/LITERATURE
USG: usg.com or samplitt@usg.com
CGC: contact Sales Representative

TECHNICAL SERVICES
800 USG.4YOU (874-4968)

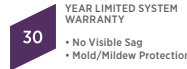
**FOR MOST UP-TO-DATE
TECHNICAL INFORMATION
AND LEED REPORT TOOL**
usgdesignstudio.com
cgcdesignstudio.com



PRODUCT CERTIFIED
FOR LOW CHEMICAL
EMISSIONS:
ULCOM/GG
UL2818

GRID PROFILE OPTIONS

PHYSICAL DATA/ FOOTNOTES



A USG DX®	B ⁴ USG Centricitee™ DXT™	C USG DX®	D USG Centricitee™ DXT™	E USG Fineline® DXF™	F USG Identitee® DXI™

Product literature
Data sheet: IS274
System guide: IS268

ASTM E1264 classification

ASTM E1264-22: Type IV, Form 1 and 2, Pattern E & G
ASTM E1264-23: Type A, Form A2.1 and A2.2, Pattern E & G

ASTM E84 and CAN/ULC S102 surface-burning characteristics

Class A
Flame spread: 25 or less
Smoke developed: 50 or less

Weight
1.01 lb./sq. ft. (3/4")
1.09-1.12 lb./sq. ft. (7/8")
1.25 lb./sq. ft. (1")

Online tools
usgdesignstudio.com or cgcdesignstudio.com

Thermal resistance
R-2.2 (3/4")

Maintenance
Can be cleaned easily with a soft brush or vacuum. To clean panel, use a clean white cloth with water or a mild detergent and wipe surface.

Maximum backloading
See USG 30-Year Limited System Warranty Commercial Applications (SC2102).

- Notes**
- For details see USG Sustainability tool at usgdesignstudio.com or cgcdesignstudio.com.
 - LR values are shown as averages.
 - Panel face and back surfaces treated with a proprietary broad-spectrum antimicrobial standard formulation that inhibits and retards the growth of mold and mildew. For details, see USG 30-Year Limited System Warranty Commercial Applications (SC2102).
 - Maximum 2'x2' with SQ edge panels.
 - Stabilizer bar required if opening ≥ 60".
 - Select custom color panels are available in limited sizes and edge profiles. Minimum order quantities apply. Please contact your local sales representative for availability, pricing, minimum order quantities and lead times.
 - All USG Mars™ High NRC Acoustical Panels with a "plant-based binder" label contain up to 65% plant-based material in the binder. For more information please refer to the USG Mars™ Acoustical Panels Health Product Declaration, available at www.usg.com
 - Tested in accordance with ASTM C423 in USG Acoustical Test Facility (NVLAP Lab Code: 200132-0); not UL classified for acoustics.
 - Tested in accordance with ASTM E1414 in USG Acoustical Test Facility (NVLAP Lab Code: 200132-0); not UL classified for acoustics.

Notice

The information in this document is subject to change without notice. CGC Inc. or USG Corp. assumes no responsibility for any errors that may inadvertently appear in this document.

IS274/rev. 10-23

© 2023 USG Corporation and/or its affiliates. All rights reserved. Printed in USA

Manufactured by
USG Interiors, LLC
550 West Adams Street
Chicago, IL 60661

The trademarks USG, CGC, CENTRICITEE, CLIMAPLUS, DONN, DX, DXF, DXI, DXT, ECOBLUEPRINT, FINELINE, HALCYON, IDENTITEE, LOGIX, MARS, IT'S YOUR WORLD. BUILD IT., the USG/CGC logo, the design elements and colors, and related marks are trademarks of USG Corporation or its affiliates.

Safety First! Follow good safety/industrial hygiene practices during installation. Wear appropriate personal protective equipment. Read SDS and literature before specification and installation.



USG MARS™ PLANKS/USG MARS™ HIGH-NRC PLANKS

CLIMAPLUS™ PERFORMANCE WITH PLANT-BASED BINDER⁶



USG Mars™ Plank, 2' x 6', with ClimaPlus™ Performance, and USG Donn® Brand Centricitee™ DXT™ 9/16" Acoustical Suspension System, Hilltop Reserve Residence in Denver, CO. Design: StudioSIX5, Photo: ©Lowry Productions

TO ORDER SAMPLES, GO TO USG.COM OR CGCINC.COM



Flat White
050



Limited color options available.
See Ceiling Solutions Color Program for details.

FEATURES AND BENEFITS

- Highest NRC (0.95) mineral fiber plank offering available soon.
- High light-reflective finish (LR-0.90) reduces light fixtures and energy use.
- Washable and scrubbable finish.
- Impact and scratch resistant.
- Available in Optimized Recycled Content formulations to help maximize LEED recycled content contribution.
- Nondirectional, monolithic visual reduces installation time and waste.
- ClimaPlus™ 30-year limited system warranty against visible sag, mold and mildew.
- Balanced Acoustics. High-NRC and High-CAC.
- GREENGUARD Gold certified for low-emitting performance.
- USG Mars™ Planks/USG Mars™ High-NRC Planks are part of the Ecoblueprint™ portfolio — meeting today's sustainability standards. For sustainability documentation go to USG.com or CGCInc.com.

APPLICATIONS

- Offices
- Classrooms
- Healthcare
- Corridors
- Reception and lobby areas
- Convention halls and concourses

SUBSTRATE

- Wet-formed mineral fiber

Fine-Textured Panel

USG MARS™ PLANKS/USG MARS™ HIGH-NRC PLANKS

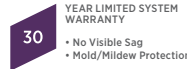
CLIMAPLUS™ PERFORMANCE WITH PLANT-BASED BINDER⁶

ORDER SAMPLES/LITERATURE
USG: usg.com or samplitt@usg.com
CGC: contact Sales Representative
TECHNICAL SERVICES
800 USG.4YOU (874-4968)

FOR MOST UP-TO-DATE
TECHNICAL INFORMATION
AND LEED REPORT TOOL
usgdesignstudio.com
cgcdesignstudio.com



PRODUCT CERTIFIED
FOR LOW CHEMICAL
EMISSIONS:
ULCOM/GG
UL2818



UL Classified

Edge	Panel Size ⁴	Fire Rating	Item No.	NRC	CAC Min.	LR ²	Color	Grid Options	VOC Emissions	Anti-Mold & Mildew/Sag Resistance	Recycled Content ¹	Panel Cost
SQ	2'x5'x3/4"	Class A	86221	0.75	35	0.90	White	A,B	Low		69%	\$\$
	2'x6'x3/4"	Class A	86223	0.75	35	0.90	White	A,B	Low		69%	\$\$
SLT	2'x5'x3/4"	Class A	86161	0.75	35	0.90	White	C	Low		69%	\$\$
	2'x6'x3/4"	Class A	86166	0.75	35	0.90	White	C	Low		69%	\$\$
	2'x6'x3/4"	Class A	86166HRC	0.70	35	0.90	White	C	Low		81%	\$\$
FLB	2'x5'x3/4"	Class A	88984	0.75	35	0.90	White	D,E,F,G	Low		69%	\$\$
	2'x6'x3/4"	Class A	88996	0.75	35	0.90	White	D,E,F,G	Low		69%	\$\$
	2'x6'x3/4"	Class A	88996HRC	0.70	35	0.90	White	D,E,F,G	Low		81%	\$\$
SQ	2'x5'x1.3"	Class A	88283 COMING SOON	0.95	30	0.90	White	A,B	Low		27%	\$\$\$
	2'x6'x1.3"	Class A	88284 COMING SOON	0.95	30	0.90	White	A,B	Low		27%	\$\$\$
	2'x5'x1"	Class A	89673	0.90	30	0.90	White	A,B	Low		67%	\$\$
	2'x6'x1"	Class A	89674	0.90	30	0.90	White	A,B	Low		67%	\$\$
	2'x5'x7/8"	Class A	89662	0.85	35	0.90	White	A,B	Low		69%	\$\$
	2'x6'x7/8"	Class A	89663	0.85	35	0.90	White	A,B	Low		69%	\$\$
	2'x5'x7/8"	Class A	86350	0.80	35	0.90	White	A,B	Low		70%	\$\$
	2'x6'x7/8"	Class A	86360	0.80	35	0.90	White	A,B	Low		70%	\$\$

Low Emissions (VOC)

Third party (GREENGUARD Gold) certified for low-emitting performance, meets California Department of Public Health's (CDPH) Standard Method v1.2 - 2017 (CA Section 01350). 'Certificates of Compliance' for Low VOC Emissions are available on usg.com and at spot.ul.com.

ClimaPlus™ Warranty Performance⁵

Contains a broad-spectrum antimicrobial additive on the face and back of the panel that provides resistance against the growth of mold and mildew. Includes sag-resistance performance.

High Recycled Content

USG classifies High Recycled Content as greater than 50%. Total recycled content is based on product composition of postconsumer and preconsumer (postindustrial) recycled content per FTC guidelines.

USG MARS™
PLANKS

USG MARS™
HIGH-NRC PLANKS
Plant-Based Binder

USG MARS™ PLANKS/USG MARS™ HIGH-NRC PLANKS

CLIMAPLUS™ PERFORMANCE WITH PLANT-BASED BINDER⁶

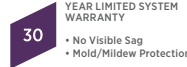
ORDER SAMPLES/LITERATURE
USG: usg.com or samplit@usg.com
CGC: contact Sales Representative

FOR MOST UP-TO-DATE
TECHNICAL INFORMATION
AND LEED REPORT TOOL
usgdesignstudio.com
cgcdesignstudio.com

TECHNICAL SERVICES
800.USG.4YOU (874-4968)



PRODUCT CERTIFIED
FOR LOW CHEMICAL
EMISSIONS:
ULCOM/GG
UL2818



UL Classified

Edge	Panel Size ⁴	Fire Rating	Item No.	NRC	CAC Min.	LR ²	Color	Grid Options	VOC Emissions	Anti-Mold & Mildew/Sag Resistance	Recycled Content ¹	Panel Cost
SL 	2'x5'x1.3"	Class A	88288 COMING SOON	0.95	30	0.90	White	H	Low		27%	\$\$\$
	2'x6'x1.3"	Class A	88289 COMING SOON	0.95	30	0.90	White	H	Low		27%	\$\$\$
SLT 	2'x5'x1"	Class A	89675	0.90	30	0.90	White	C	Low		67%	\$
	2'x6'x1"	Class A	89676	0.90	30	0.90	White	C	Low		67%	\$
	2'x5'x7/8"	Class A	89664	0.85	35	0.90	White	C	Low		69%	\$
	2'x6'x7/8"	Class A	89665	0.85	35	0.90	White	C	Low		69%	\$
	2'x5'x7/8"	Class A	89650	0.80	35	0.90	White	C	Low		70%	\$
	2'x6'x7/8"	Class A	89660	0.80	35	0.90	White	C	Low		70%	\$
FL 	2'x5'x1.3"	Class A	88293 COMING SOON	0.95	30	0.90	White	I,J,K,L	Low		27%	\$\$\$
	2'x6'x1.3"	Class A	88294 COMING SOON	0.95	30	0.90	White	I,J,K,L	Low		27%	\$\$\$
FLB 	2'x5'x1"	Class A	89677	0.90	30	0.90	White	D,E,F,G	Low		67%	\$
	2'x6'x1"	Class A	89678	0.90	30	0.90	White	D,E,F,G	Low		67%	\$
	2'x5'x7/8"	Class A	89667	0.85	35	0.90	White	D,E,F,G	Low		69%	\$
	2'x6'x7/8"	Class A	89668	0.85	35	0.90	White	D,E,F,G	Low		69%	\$
	2'x5'x7/8"	Class A	89550	0.80	35	0.90	White	D,E,F,G	Low		70%	\$
	2'x6'x7/8"	Class A	89670	0.80	35	0.90	White	D,E,F,G	Low		70%	\$

Low Emissions (VOC)
Third party (GREENGUARD Gold) certified for low-emitting performance, meets California Department of Public Health's (CDPH) Standard Method v1.2 - 2017 (CA Section 01350). 'Certificates of Compliance' for Low VOC Emissions are available on usg.com and at spot.ul.com.

ClimaPlus™ Warranty Performance³
Contains a broad-spectrum antimicrobial additive on the face and back of the panel that provides resistance against the growth of mold and mildew. Includes sag-resistance performance.

High Recycled Content
USG classifies High Recycled Content as greater than 50%. Total recycled content is based on product composition of postconsumer and preconsumer (postindustrial) recycled content per FTC guidelines.

USG MARS™ PLANKS/USG MARS™ HIGH-NRC PLANKS

CLIMAPLUS™ PERFORMANCE WITH PLANT-BASED BINDER⁶

ORDER SAMPLES/LITERATURE
 USG: usg.com or sampltr@usg.com
 CGC: contact Sales Representative

TECHNICAL SERVICES
 800 USG.4YOU (874-4968)

FOR MOST UP-TO-DATE TECHNICAL INFORMATION AND LEED REPORT TOOL
 usgdesignstudio.com
 cgcdesignstudio.com



PRODUCT CERTIFIED FOR LOW CHEMICAL EMISSIONS:
 ULCOM/GG
 UL2818



GRID PROFILE OPTIONS

A USG DX®	B USG DXW™	C USG DX®	D USG Centricitee™ DXT™	E USG Finline® DXF™	F USG Finline® 1/8 DXFF™	G USG Identitee® DXI™
H USG DX®	I USG Centricitee™ DXT™	J USG Finline® DXF™	K USG Finline® 1/8 DXFF™	L USG Identitee® DXI™		

PHYSICAL DATA/ FOOTNOTES

Product literature
 Data sheet: SC2509

ASTM E1264 classification
 ASTM E1264-22: Type IV, Form 1 and 2, Pattern E, G
 ASTM E1264-23: Type A, Form A2.1 and A2.2, Pattern E, G

ASTM E84 and CAN/ULC S102 surface-burning characteristics
 Class A
 Flame spread: 25 or less
 Smoke developed: 50 or less

Weight
 1.01 lb./sq. ft. (3/4" panels)
 1.09-1.12 lb./sq. ft. (7/8" panels)
 1.25 lb./sq. ft. (1" & 1.3" panels)

Online tools
 usgdesignstudio.com or cgcdesignstudio.com

Thermal resistance
 R-2.2 (3/4" panel)
 R-4.5 (1.3" panel)

Maximum backloading
 See *USG 30-Year Limited System Warranty Commercial Applications (SC2102)*.

Maintenance
 Can be cleaned easily with a soft brush or vacuum. To clean panel, use a clean, white cloth with water or a mild detergent and wipe surface. To disinfect panel, lightly spray surface and wipe clean with a clean, white cloth.

Metric sizes available
 Contact sales for minimum quantities and lead times.

- Notes**
- For details, see USG Sustainability tool at usgdesignstudio.com or cgcdesignstudio.com.
 - LR values are shown as averages.
 - For details, see *USG 30-Year Limited System Warranty Commercial Applications (SC2102)*.
 - Stabilizer bar required if opening > 60". For more information about stabilizer bars, please refer to *Plank and Large Panel Stabilizer Bars Application Guide (1C592)*.
 - Select custom color panels are available in limited sizes and edge profiles. Minimum order quantities apply. Please contact your local sales representative for availability, pricing, minimum order quantities and lead times.
 - All USG Mars™ High-NRC Acoustical Panels with a "plant-based binder" label contain up to 65% plant-based material in the binder. For more information, please refer to the USG Mars Acoustical Panels Health Product Declaration, available at www.usg.com.

Notice
 The information in this document is subject to change without notice. CGC Inc. or USG Corp. assumes no responsibility for any errors that may inadvertently appear in this document.

SC2509/rev. 11-23
 © 2023 USG Corporation and/or its affiliates. All rights reserved. Printed in USA

Manufactured by
 USG Interiors, LLC
 550 West Adams Street
 Chicago, IL 60661

The trademarks USG, CGC, CENTRICITEE, CLIMAPLUS, DONN, DX, DXF, DXFF, DXI, DXT, DXW, ECOBLEUPRINT, FINELINE, IDENTITEE, MARS, IT'S YOUR WORLD. BUILD IT., the USG/CGC logo, the design elements and colors, and related marks are trademarks of USG Corporation or its affiliates.

Safety First! Follow good safety/industrial hygiene practices during installation. Wear appropriate personal protective equipment. Read SDS and literature before specification and installation.



USG MILLENNIA®/USG MILLENNIA® HIGH-NRC ACOUSTICAL PANELS

CLIMAPLUS™ PERFORMANCE

USG Millennia® Acoustical Panels
with ClimaPlus™ Performance, and
USG Donn® Brand Identitee® DXI™
Acoustical Suspension System

TO ORDER SAMPLES, GO TO USG.COM OR CGCINC.COM



Flat White
050

FEATURES AND BENEFITS

- Balanced Acoustics. Sound absorption up to 0.75 NRC and sound attenuation up to 35 CAC.
- High NRC panels meet the demanding sound control needs of open-plan offices.
- ClimaPlus™ 30-year limited system warranty against visible sag, mold and mildew.

APPLICATIONS

- Retail stores
- Hospitality
- Office and conference areas
- Transportation terminals
- Libraries
- Reception and lobby areas

SUBSTRATE

- Wet-formed mineral fiber

Fine-Textured Panel

USG MILLENNIA®/USG MILLENNIA® HIGH-NRC ACOUSTICAL PANELS

CLIMAPLUS™ PERFORMANCE

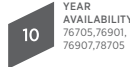
ORDER SAMPLES/LITERATURE
USG: usg.com or samplitt@usg.com
CGC: contact Sales Representative

TECHNICAL SERVICES
800.USG.4YOU (874-4968)

FOR MOST UP-TO-DATE
TECHNICAL INFORMATION
AND LEED REPORT TOOL
usgdesignstudio.com
cgcdesignstudio.com



PRODUCT CERTIFIED
FOR LOW CHEMICAL
EMISSIONS:
ULCOM/GG
UL2818



USG MILLENNIA® PANELS

USG MILLENNIA® HIGH-NRC PANELS

USG MILLENNIA® ILLUSION™ TWO/24 PANELS

PATTERNS

Edge	Panel Size	Fire Rating	Item No.	UL Classified			Color	Grid Options	VOC Emissions	Anti-Mold & Mildew	Recycled Content¹	Panel Cost
				NRC	CAC Min.	LR²						
SQ	2'x2'x3/4"	Class A	76505	0.70	35	0.85	White	A,B,C	Low		76%	\$\$
	2'x4'x3/4"	Class A	78505	0.70	35	0.85	White	A, B	Low		76%	\$\$
SLT	2'x2'x3/4"	Class A	76705	0.70	35	0.85	White	D	Low		76%	\$\$
	2'x4'x3/4"	Class A	78705	0.70	35	0.85	White	D	Low		76%	\$\$
FLB	2'x2'x3/4"	Class A	76907	0.70	35	0.85	White	E,F,G,H	Low		76%	\$\$
	2'x4'x3/4"	Class A	76901	0.70	35	0.85	White	E,F,G,H	Low		76%	\$\$
SLT	2'x2'x3/4"	Class A	76201	0.75	30	0.85	White	A	Low		80%	\$\$
FLB	2'x2'x3/4"	Class A	76302	0.75	30	0.85	White	E,F,G,H	Low		80%	\$\$
SLT³	2'x4'x3/4"	Class A	78780	0.70	35	0.85	White	D	Low		77%	\$\$
ILT⁴	2'x4'x3/4"	Class A	78080	0.70	35	0.85	White	I	Low		77%	\$\$

Illusion™ Two/24



The look of 2'x2' panels

Low Emissions (VOC)

Third party (GREENGUARD Gold) certified for low-emitting performance, meets California Department of Public Health's (CDPH) Standard Method v1.2 - 2017 (CA Section 01350). 'Certificates of Compliance' for Low VOC Emissions are available on usg.com and at spot.ul.com.

ClimaPlus™ Warranty Performance⁵

Contains a broad-spectrum antimicrobial additive on the face and back of the panel that provides resistance against the growth of mold and mildew. Includes sag-resistance performance.

High Recycled Content

USG classifies High Recycled Content as greater than 50%. Total recycled content is based on product composition of postconsumer and preconsumer (postindustrial) recycled content per FTC guidelines.

GRID PROFILE OPTIONS

A USG DX ⁶	B USG DXW [™]	C ⁶ USG Centricitee [™] DXT [™]	D USG DX ⁶	E USG Centricitee [™] DXT [™]	F USG Fineline [®] DXF [™]	G USG Fineline [®] 1/8 DXFF [™]	H USG Identitee [®] DXI [™]	I USG Centricitee [™] DXT [™]

PHYSICAL DATA/ FOOTNOTES

Product literature
Data sheet: SC1824

ASTM E1264 classification
ASTM E1264-22 Type III, Form 1, Pattern E & G
ASTM E1264-23 Type A, Form A1.1, Pattern E & G

ASTM E84 and CAN/ULC S102 surface-burning characteristics
Class A
Flame spread: 25 or less
Smoke developed: 50 or less

Weight
0.927-1.03 lb./sq. ft. (panels and tile)

Thermal resistance
R-2.0

Maximum backloading
See USG 30-Year Limited System Warranty Commercial Applications (SC2102).

Maintenance
Can be cleaned easily with a soft brush or vacuum.

Proprietary technology
This product's unique combination of sag resistance and sound performance results from a proprietary technology.

Online tools
usgdesignstudio.com or cgcdesignstudio.com

Metric sizes available
Contact sales for minimum quantities and lead times.

- Notes**
- For details, see USG Sustainability tool at usgdesignstudio.com or cgcdesignstudio.com.
 - LR values are shown as averages.
 - Panels have a 15/16" routing.
 - Panels have a 9/16" routing.
 - Panel face and back surfaces treated with a proprietary, broad-spectrum antimicrobial addition that inhibits and retards the growth of mold and mildew. For details, see USG 30-Year Limited System Warranty Commercial Applications (SC2102).
 - Maximum 2'x2' with SQ edge panels.

Notice
The information in this document is subject to change without notice. CGC Inc. or USG Corp. assumes no responsibility for any errors that may inadvertently appear in this document.

SC1824/rev. 10-23
© 2023 USG Corporation and/or its affiliates. All rights reserved. Printed in USA

Manufactured by USG Interiors, LLC
550 West Adams Street
Chicago, IL 60661

The trademarks USG, CGC, CENTRICITEE, CLIMAPLUS, DONN, DX, DXF, DXFF, DXI, DXT, DXW, FINELINE, IDENTITEE, ILLUSION, MILLENNIA, IT'S YOUR WORLD. BUILD IT., the USG/CGC logo, the design elements and colors, and related marks are trademarks of USG Corporation or its affiliates.

Safety First! Follow good safety/industrial hygiene practices during installation. Wear appropriate personal protective equipment. Read SDS and literature before specification and installation.



USG OLYMPIA™ MICRO™ ACOUSTICAL PANELS

CLIMAPLUS™ PERFORMANCE

USG Olympia™ Micro™ Acoustical Panels with ClimaPlus™ Performance, and USG Donn® Brand Identitee® DXI™ Acoustical Suspension System

TO ORDER SAMPLES, GO TO USG.COM OR CGCINC.COM



Flat White
050

FEATURES AND BENEFITS

- Nondirectional pattern reduces installation time and waste.
- Economical, fine-textured panel.
- Excellent light-reflective finish (LR-0.86) reduces light fixtures and energy use.
- USDA Certified Biobased Product.⁷
- ClimaPlus™ 30-year limited system warranty against visible sag, mold and mildew.

APPLICATIONS

- Offices
- Classrooms
- Reception/lobby areas
- Hotels
- Conference areas
- Retail stores

SUBSTRATE

- Wet-formed mineral fiber

Fine-Textured Panel



USG OLYMPIA™ MICRO™ ACOUSTICAL PANELS

CLIMAPLUS™ PERFORMANCE

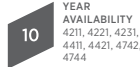
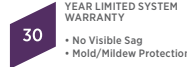
ORDER SAMPLES/LITERATURE
USG: usg.com or samplitt@usg.com
CGC: contact Sales Representative

TECHNICAL SERVICES
800 USG.4YOU (874-4968)

FOR MOST UP-TO-DATE
TECHNICAL INFORMATION
AND LEED REPORT TOOL
usgdesignstudio.com
cgcdesignstudio.com



PRODUCT CERTIFIED
FOR LOW CHEMICAL
EMISSIONS:
ULCOM/GG
UL 2818



USG OLYMPIA™ MICRO™ PANELS UNPERFORATED⁹

USG OLYMPIA™ MICRO™ PANELS 50 NRC⁶

USG OLYMPIA™ MICRO™ PANELS 60 NRC⁶

USG OLYMPIA™ MICRO™ ILLUSION™ TWO/24 PANELS

PATTERNS

Edge	Panel Size	Fire Rating	Item No.	UL Classified			Color	Grid Options	VOC Emissions	Anti-Mold & Mildew	Recycled Content ¹	Panel Cost
				NRC	CAC Min.	LR ²						
	2'x2'x5/8"	Class A	4210	—	35	0.86	White	A,B,C	Low		41%	\$\$
	2'x4'x5/8"	Class A	4913	—	35	0.86	White	A,B	Low		41%	\$\$
	2'x2'x5/8"	Class A	4211	0.50	30	0.86	White	A,B,C	Low		41%	\$\$
	2'x4'x5/8"	Class A	4411	0.50	30	0.86	White	A,B	Low		41%	\$\$
	2'x2'x5/8"	Class A	4221	0.50	35	0.86	White	D	Low		41%	\$\$
	2'x4'x5/8"	Class A	4421	0.50	35	0.86	White	D	Low		41%	\$\$
	2'x2'x5/8"	Class A	4231	0.50	35	0.86	White	E,F,G,H	Low		41%	\$\$
	2'x4'x5/8"	Class A	4431	0.50	35	0.86	White	E,F,G,H	Low		41%	\$\$
	2'x2'x3/4"	Class A	4750	0.60	33	0.86	White	A,B,C	Low		58%	\$\$
	2'x4'x3/4"	Class A	4751	0.60	33	0.86	White	A,B	Low		58%	\$\$
	2'x2'x3/4"	Class A	4752	0.60	35	0.86	White	D	Low		58%	\$\$
	2'x4'x3/4"	Class A	4753	0.60	35	0.86	White	D	Low		58%	\$\$
	2'x2'x3/4"	Class A	4754	0.60	35	0.86	White	E,F,G,H	Low		58%	\$\$
	2'x4'x3/4"	Class A	4755	0.60	35	0.86	White	E,F,G,H	Low		58%	\$\$
	2'x4'x3/4"	Class A	4742	0.50	35	0.86	White	D	Low		58%	\$\$
	2'x4'x3/4"	Class A	4744	0.50	35	0.86	White	I	Low		58%	\$\$

USG Illusion™ Two/24



The look of 2'x2' panels

Low Emissions (VOC)

Third party (GREENGUARD Gold) certified for low-emitting performance, meets California Department of Public Health's (CDPH) Standard Method v1.2 - 2017 (CA Section 01350). 'Certificates of Compliance' for Low VOC Emissions are available on usg.com and at spot.ul.com.

ClimaPlus™ Warranty Performance³

Contains a broad-spectrum antimicrobial additive on the face and back of the panel that provides resistance against the growth of mold and mildew. Includes sag-resistance performance.

High Recycled Content

USG classifies High Recycled Content as greater than 50%. Total recycled content is based on product composition of postconsumer and preconsumer (postindustrial) recycled content per FTC guidelines.

GRID PROFILE OPTIONS

A USG DX [®]	B USG DXW™	C [®] USG Centricitee™ DXT™	D USG DX [®]	E USG Centricitee™ DXT™	F USG Identitee™ DXI™	G USG Fineline™ DXF™	H USG Fineline™ 1/8 DXFF™	I USG Centricitee™ DXT™

PHYSICAL DATA/ FOOTNOTES

Product literature
Data sheet: SC2180

ASTM E1264 classification
ASTM E1264-22 Type III, Form 2, Pattern C & E
ASTM E1264-23 Type A, Form A1.2, Pattern C & E

ASTM E84 and CAN/ULC S102 surface-burning characteristics
Class A
Flame spread: 25 or less
Smoke developed: 50 or less

Online tools
usgdesignstudio.com or cgcdesignstudio.com

Weight
0.775-0.993 lb./sq. ft.

Thermal resistance
R-1.4 (5/8" panels)
R-1.7 (3/4" panels)

Maximum backloading
See USG 30-Year Limited System Warranty Commercial Applications (SC2102).

Maintenance
Can be cleaned easily with a soft brush or vacuum.

Notes

- For details, see USG Sustainability tool at usgdesignstudio.com or cgcdesignstudio.com.
- LR values are shown as averages.
- For details, see USG 30-Year Limited System Warranty Commercial Applications (SC2102).
- Panels have 15/16" routing.
- Panels have 9/16" routing.

6. Mixing 0.50 and 0.60 NRC panels in the same ceiling plane is not recommended.

7. This product has achieved both BioPreferred initiatives: Federal Procurement Preference and Certified Product Labeling. See the complete listing of all USG ceiling panels on biopreferred.gov website.

8. Maximum 2'x2' with SQ edge panels.

9. Item numbers 4210 and 4913 are not UL Classified for acoustics.

Notice

The information in this document is subject to change without notice. CGC Inc. or USG Corp. assumes no responsibility for any errors that may inadvertently appear in this document.

SC2180/rev. 8-23
© 2023 USG Corporation and/or its affiliates. All rights reserved.
Printed in USA

Manufactured by
USG Interiors, LLC
550 West Adams Street
Chicago, IL 60661

The trademarks USG, CGC, CENTRICITEE, CLIMAPLUS, DONN, DX, DXF, DXFF, DXI, DXT, DXW, FINELINE, IDENTITEE, ILLUSION, MICRO, OLYMPIA, IT'S YOUR WORLD. BUILD IT., the USG/CGC logo, the design elements and colors, and related marks are trademarks of USG Corporation or its affiliates.

Safety First! Follow good safety/industrial hygiene practices during installation. Wear appropriate personal protective equipment. Read SDS and literature before specification and installation.



USG ORION™ ACOUSTICAL PANELS

CLIMAPLUS™ PERFORMANCE

USG Orion™ Acoustical Panels
with ClimaPlus™ Performance and
USG Donn® Brand Identitee® DXI™
Acoustical Suspension System

TO ORDER SAMPLES, GO TO USG.COM OR CGCINC.COM



Flat White
050

Fine-Textured Panel

FEATURES AND BENEFITS

- Excellent noise reduction.
- High light-reflective finish (LR-0.87) reduces light fixtures and energy use.
- Nondirectional, monolithic visual reduces installation time and waste.
- ClimaPlus™ 30-year limited system warranty against visible sag, mold and mildew.
- Wide range of acoustical performance.
- USG Orion™ Acoustical Panels are part of the Ecoblueprint™ portfolio — meeting today's sustainability standards. For sustainability documentation go to USG.com or CGCInc.com.

APPLICATIONS

- Offices
- Conference rooms
- Healthcare (HIPAA requirements)
- Classrooms
- Corridors
- Reception/lobby areas
- Dining rooms

SUBSTRATE

- Wet-formed mineral fiber

USG ORION™ ACOUSTICAL PANELS

CLIMAPLUS™ PERFORMANCE

ORDER SAMPLES/LITERATURE
USG: usg.com or samplitt@usg.com
CGC: contact Sales Representative

TECHNICAL SERVICES
800 USG.4YOU (874-4968)

FOR MOST UP-TO-DATE
TECHNICAL INFORMATION
AND LEED REPORT TOOL
usgdesignstudio.com
cgcdesignstudio.com



PRODUCT CERTIFIED
FOR LOW CHEMICAL
EMISSIONS:
ULCOM/GG
UL2818



Edge	Panel Size	Fire Rating	Item No.	UL Classified			Color	Grid Options	VOC Emissions	Anti-Mold & Mildew	Recycled Content ¹	
				NRC	CAC	LR ²					Total RC	Panel Cost
USG ORION™ 60 SQ	2'x2'x1/2"	Class A	62156	0.60	23	0.87	White	A,B,C	Low		71%	\$
	2'x4'x1/2"	Class A	62157	0.60	23	0.87	White	A,B	Low		71%	\$
USG ORION™ 75	SQ	2'x2'x5/8"	62150	0.75	24	0.87	White	A,B,C	Low		69%	\$\$
		2'x4'x5/8"	62151	0.75	24	0.87	White	A,B	Low		69%	\$\$
	SLT	2'x2'x5/8"	62152	0.75	24	0.87	White	D	Low		69%	\$\$
		2'x4'x5/8"	62153	0.75	24	0.87	White	D	Low		69%	\$\$
	FLB	2'x2'x5/8"	62154	0.75	24	0.87	White	E,F,G,H	Low		69%	\$\$
		2'x4'x5/8"	62155	0.75	24	0.87	White	E,F,G,H	Low		69%	\$\$
USG ORION™ 85	SQ	2'x2'x5/8"	62162	0.85	24	0.87	White	A,B,C	Low		71%	\$\$
		2'x4'x5/8"	62163	0.85	24	0.87	White	A,B	Low		71%	\$\$
	SLT	2'x2'x5/8"	62164	0.85	24	0.87	White	D	Low		71%	\$\$
		2'x4'x5/8"	62165	0.85	24	0.87	White	D	Low		71%	\$\$
	FLB	2'x2'x5/8"	62166	0.85	24	0.87	White	E,F,G,H	Low		71%	\$\$
		2'x4'x5/8"	62167	0.85	24	0.87	White	E,F,G,H	Low		71%	\$\$

Low Emissions
Third party (GREENGUARD Gold) certified for low-emitting performance, meets California Department of Public Health's (CDPH) Standard Method v1.2 - 2017 (CA Section 01350). 'Certificates of Compliance' for Low VOC Emissions are available on usg.com and at spot.ul.com.

ClimaPlus™ Warranty Performance³
Contains a broad-spectrum antimicrobial additive on the face and back of the panel that provides resistance against the growth of mold and mildew. Includes sag-resistance performance.

High Recycled Content
USG classifies High Recycled Content as greater than 50%. Total recycled content is based on product composition of postconsumer and preconsumer (postindustrial) recycled content per FTC guidelines.

GRID PROFILE OPTIONS

A USG DX*	B USG DXW™	C ⁴ USG Centricitee™ DXT™	D USG DX*	E USG Centricitee™ DXT™	F USG Fineline® DXF™	G USG Fineline® 1/8 DXFF™	H USG Identitee® DXI™

PHYSICAL DATA/ FOOTNOTES

Product literature
Data sheet: SC2648

ASTM E1264 classification
ASTM E1264-22 Type IV, Form 1 & 2, Pattern E & G
ASTM E1264-23 Type A, Form A2.1, Pattern E & G

ASTM E84 and CAN/ULC S102 surface-burning characteristics
Class A
Flame spread: 25 or less
Smoke developed: 50 or less

Weight
0.71 lb./sq. ft. 1/2" Mineral Fiber
0.63 lb./sq. ft. 5/8" Mineral Fiber

Online tools
usgdesignstudio.com or cgcdesignstudio.com

Thermal resistance
R-1.8

Maximum backloading
See USG 30-Year Limited System Warranty Commercial Applications (SC2102).

Maintenance
Can be cleaned easily with a soft brush or vacuum. To clean panel, use a clean, white cloth with water or a mild detergent and wipe surface.

Metric sizes available
Contact sales for minimum quantities and lead times.

Notes

- For details, see USG Sustainability tool at usgdesignstudio.com or cgcdesignstudio.com.
- LR values are shown as averages.
- Panel face and back surfaces treated with a proprietary, broad-spectrum antimicrobial additive that inhibits and retards the growth of mold, mildew and bacteria. For details, see USG 30-Year Limited System Warranty Commercial Applications (SC2102).
- Maximum 2'x2' with SQ edge panels.

Notice

The information in this document is subject to change without notice. CGC Inc. or USG Corp. assumes no responsibility for any errors that may inadvertently appear in this document.

SC2648/rev. 8-23
© 2023 USG Corporation and/or its affiliates. All rights reserved. Printed in USA

Manufactured by USG Interiors, LLC
550 West Adams Street
Chicago, IL 60661

The trademarks USG, CGC, CENTRICITEE, CLIMAPLUS, DONN, DX, DXF, DXFF, DXI, DXT, DXW, FINELINE, IDENTITEE, ORION, IT'S YOUR WORLD, BUILD IT, the USG/CGC logo, the design elements and colors, and related marks are trademarks of USG Corporation or its affiliates.

Safety First! Follow good safety/industrial hygiene practices during installation. Wear appropriate personal protective equipment. Read SDS and literature before specification and installation.



USG PEBBLED™ ACOUSTICAL PANELS

CLIMAPLUS™ PERFORMANCE

USG Pebbled™ Acoustical Panels
with ClimaPlus™ Performance/
USG Donn® Brand DX®
Acoustical Suspension System

TO ORDER SAMPLES, GO TO USG.COM OR CGCINC.COM



Flat White
050

FEATURES AND BENEFITS

- Economical, medium-textured ceiling panel has upscale appearance.
- ClimaPlus™ 30-year limited system warranty against visible sag, mold and mildew.

APPLICATIONS

- Schools
- Corridors
- General offices
- Retail stores

SUBSTRATE

- Wet-formed mineral fiber

Medium-Textured Panel

USG PEBBLED™ ACOUSTICAL PANELS

CLIMAPLUS™ PERFORMANCE

ORDER SAMPLES/LITERATURE
 USG: usg.com or samplitt@usg.com
 CGC: contact Sales Representative

TECHNICAL SERVICES
 800.USG.4YOU (874-4968)

FOR MOST UP-TO-DATE TECHNICAL INFORMATION AND LEED REPORT TOOL
 usgdesignstudio.com
 cgcdesignstudio.com



PRODUCT CERTIFIED FOR LOW CHEMICAL EMISSIONS:
 ULCOM/GG
 UL2818

30 YEAR LIMITED SYSTEM WARRANTY
 • No Visible Sag
 • Mold/Mildew Protection

UL Classified

Edge	Panel Size	Fire Rating	Item No.	NRC	CAC Min.	LR ²	Color	Grid Options	VOC Emissions	Anti-Mold & Mildew	Recycled Content ¹	Panel Cost
SQ 	2'x2'x5/8"	Class A	4801	0.55	35	0.86	White	A,B,C	Low		42%	\$\$
	2'x4'x5/8"	Class A	4800	0.55	35	0.86	White	A,B	Low		42%	\$\$
SLT 	2'x2'x5/8"	Class A	4805	0.55	35	0.86	White	D	Low		42%	\$\$
FLB 	2'x2'x5/8"	Class A	4867	0.55	35	0.86	White	E,F,G,H	Low		42%	\$\$

USG PEBBLED™ PANELS

GRID PROFILE OPTIONS

PHYSICAL DATA/ FOOTNOTES

Low Emissions (VOC)

Third party (GREENGUARD Gold) certified for low-emitting performance, meets California Department of Public Health's (CDPH) Standard Method v1.2 - 2017 (CA Section 01350). 'Certificates of Compliance' for Low VOC Emissions are available on usg.com and at spot.ul.com.

ClimaPlus™ Warranty Performance³

Contains a broad-spectrum antimicrobial additive on the face and back of the panel that provides resistance against the growth of mold and mildew. Includes sag-resistance performance.

A USG DX*	B USG DXW™	C ⁴ USG Centricitee™ DXT™	D USG DX*	E USG Centricitee™ DXT™	F USG Fineline* DXF™	G USG Fineline* 1/8 DXFF™	H USG Identitee* DXI™

Product literature
 Data sheet: SC1836

ASTM E1264 classification
 ASTM E1264-22 Type III, Form 2, Pattern C & E
 ASTM E1264-23 Type A, Form A1.2, Pattern C & E

ASTM E84 and CAN/ULC S102 surface-burning characteristics

Class A
 Flame spread: 25 or less
 Smoke developed: 50 or less

Weight
 0.83 lb./sq. ft.

Online tools
usgdesignstudio.com or cgcdesignstudio.com

Thermal resistance
 R-1.4

Maximum backloading
 See *USG 30-Year Limited System Warranty Commercial Applications (SC2102)*.

Maintenance
 Can be cleaned easily with a soft brush or vacuum.

Metric sizes available
 Contact sales for minimum quantities and lead times.

- Notes**
- For details, see USG Sustainability tool at usgdesignstudio.com or cgcdesignstudio.com.
 - LR values are shown as averages.
 - For details, see *USG 30-Year Limited System Warranty Commercial Applications (SC2102)*.
 - Maximum 2'x2' with SQ edge panels.

Notice
 The information in this document is subject to change without notice. CGC Inc. or USG Corp. assumes no responsibility for any errors that may inadvertently appear in this document.

SC1836/rev. 8-23
 © 2023 USG Corporation and/or its affiliates. All rights reserved. Printed in USA

Manufactured by USG Interiors, LLC
 550 West Adams Street
 Chicago, IL 60661

The trademarks USG, CGC, CENTRICITEE, CLIMAPLUS, DONN, DX, DXF, DXFF, DXI, DXT, DXW, FINELINE, IDENTITEE, PEBBLED, IT'S YOUR WORLD. BUILD IT., the USG/CGC logo, the design elements and colors, and related marks are trademarks of USG Corporation or its affiliates.

Safety First! Follow good safety/industrial hygiene practices during installation. Wear appropriate personal protective equipment. Read SDS and literature before specification and installation.



USG PREMIER HI-LITE™ ACOUSTICAL PANELS

CLIMAPLUS™ PERFORMANCE

USG Premier Hi-Lite™ Kapok Panels
with ClimaPlus™ Performance/
USG Donn® Brand DX®
Acoustical Suspension System

TO ORDER SAMPLES, GO TO USG.COM OR CGCINC.COM



Flat White
050



Flat Black
205

FEATURES AND BENEFITS

- Washable vinyl face for easy maintenance.
- Excellent noise reduction with NRC of 0.70 for greater sound control in open-plan spaces.
- Lightweight fiberglass basemat makes installation fast and easy.
- ClimaPlus™ 30-year limited system warranty against visible sag, mold and mildew.

APPLICATIONS

- Discount stores
- Grocery stores
- Mass merchandisers
- Retail stores

SUBSTRATE

- Fiberglass

Medium-Textured Panel, Kapok Perforated and Unperforated

Medium-Textured Panel, Twill Perforated and Unperforated

USG PREMIER HI-LITE™ ACOUSTICAL PANELS

CLIMAPLUS™ PERFORMANCE

ORDER SAMPLES/LITERATURE
 USG: usg.com or samplitt@usg.com
 CGC: contact Sales Representative

TECHNICAL SERVICES
 800.USG.4YOU (874-4968)

FOR MOST UP-TO-DATE TECHNICAL INFORMATION AND LEED REPORT TOOL
 usgdesignstudio.com
 cgcdesignstudio.com

30 YEAR LIMITED SYSTEM WARRANTY
 • No Visible Sag
 • Mold/Mildew Protection

UL Classified

Edge	Panel Size	Fire Rating	Item No.	NRC	CAC Min.	LR ²	Color ⁴	Grid Options	Anti-Mold & Mildew/ Sag Resistance	Recycled Content ¹	Panel Cost
SQ 	2'x2'x5/8" Perforated	Class A	7050G	0.70	20	0.76	White	A, B, C, D		42%	\$
	2'x2'x5/8" Unperforated	Class A	7052G	0.50	20	0.76	White	A, B, C, D		42%	\$
	2'x4'x5/8" Perforated	Class A	7051G	0.70	20	0.76	White	A, B, C, D		42%	\$
	2'x4'x5/8" Unperforated	Class A	7053G	0.50	20	0.76	White	A, B, C, D		42%	\$
SQ 	2'x2'x5/8" Perforated	Class A	7054G	0.70	20	0.76	White and Black	A, B, C, D		42%	\$
	2'x2'x5/8" Unperforated	Class A	7056G	0.50	20	0.76	White and Black	A, B, C, D		42%	\$
	2'x4'x5/8" Perforated	Class A	7055G	0.70	20	0.76	White and Black	A, B, C, D		42%	\$
	2'x4'x5/8" Unperforated	Class A	7057G	0.50	20	0.76	White and Black	A, B, C, D		42%	\$

ClimaPlus™ Warranty Performance³
 Fiberglass substrate is inherently resistant to the growth of mold and mildew. Includes sag-resistance performance.

GRID PROFILE OPTIONS

A USG DX®	B USG DXW™	C USG ZXLA™	D USG AX™

PHYSICAL DATA/ FOOTNOTES

Product literature
 Data sheet: SC1838

ASTM E1264 classification
 ASTM E1264-22 Type XII, Form 1, Pattern C & E (perforated), Pattern E (unperforated)
 ASTM E1264-23 Type B, Form B1, Pattern C & E (perforated), Pattern E (unperforated)*

ASTM E84 and CAN/ULC S102 surface-burning characteristics
 Class A
 Flame spread: 25 or less
 Smoke developed: 50 or less

Online tools
 usgdesignstudio.com or cgcdesignstudio.com

Weight
 0.18 lb./sq. ft.

Thermal resistance
 R-2.7

Maximum backloading
 See USG 30-Year Limited System Warranty Commercial Applications (SC2102).

Maintenance
 Can be cleaned easily with a damp sponge.

Metric sizes available
 Contact sales for minimum quantities and lead times.

Notes

- For details, see USG Sustainability tool at usgdesignstudio.com or cgcdesignstudio.com.
- LR values are shown as averages. Published values are representative for White panels only.
- For details, see USG 30-Year Limited System Warranty Commercial Applications (SC2102).
- See Colors selector for more information.

Notice
 The information in this document is subject to change without notice. CGC Inc. or USG Corp. assumes no responsibility for any errors that may inadvertently appear in this document.

SC1838/rev. 10-23
 © 2023 USG Corporation and/or its affiliates. All rights reserved. Printed in USA

Manufactured by USG Interiors, LLC
 550 West Adams Street
 Chicago, IL 60661

The trademarks USG, CGC, AX, CLIMAPLUS, DONN, DX, DXW, PREMIER HI-LITE, ZXLA, IT'S YOUR WORLD. BUILD IT., the USG/CGC logo, the design elements and colors, and related marks are trademarks of USG Corporation or its affiliates.

Safety First! Follow good safety/industrial hygiene practices during installation. Wear appropriate personal protective equipment. Read SDS and literature before specification and installation.



USG PREMIER NUBBY™ ACOUSTICAL PANELS

CLIMAPLUS™ PERFORMANCE

USG Premier Nubby™ Acoustical Panels with ClimaPlus™ Performance, and USG Donn® Brand DX® Acoustical Suspension System

TO ORDER SAMPLES, GO TO USG.COM OR CGCINC.COM



Flat White
050

Lightly Textured Panel

FEATURES AND BENEFITS

- High-quality nubby cloth facing offers consistent, fine-textured appearance.
- Excellent noise reduction with NRC of 0.85 or 0.90 meets the demanding sound-control needs of open-plan spaces.
- Lightweight fiberglass basemat makes installation fast and easy.
- ClimaPlus™ 30-year limited system warranty against visible sag, mold and mildew.

APPLICATIONS

- Conference rooms and executive areas
- Gymnasiums and auditoriums
- Open-office plans
- Retail stores

SUBSTRATE

- Fiberglass

USG PREMIER NUBBY™ ACOUSTICAL PANELS

CLIMAPLUS™ PERFORMANCE

ORDER SAMPLES/LITERATURE
 USG: usg.com or samplitt@usg.com
 CGC: contact Sales Representative

TECHNICAL SERVICES
 800.USG.4YOU (874-4968)

FOR MOST UP-TO-DATE TECHNICAL INFORMATION AND LEED REPORT TOOL
 usgdesignstudio.com
 cgcdesignstudio.com

30 YEAR LIMITED SYSTEM WARRANTY
 • No Visible Sag
 • Mold/Mildew Protection

UL Classified

Edge	Panel Size	Fire Rating	Item No.	NRC	CAC Min.	LR ²	Color	Grid Options	Anti-Mold & Mildew	Recycled Content ¹	Panel Cost
SQ 	2'x2'x3/4"	Class A	7000G	0.85	—	0.82	White	A,B,C		29%	\$\$\$
	2'x2'x1"	Class A	7002G	0.90	—	0.82	White	A,B,C		32%	\$\$\$
	2'x2'x1" Foil-Back	Class A	7012G	0.90	25	0.82	White	A,B,C		32%	\$\$\$
	2'x4'x1"	Class A	7003G	0.90	—	0.82	White	A,B		32%	\$\$\$
	2'x4'x1" Foil-Back	Class A	7013G	0.90	25	0.82	White	A,B		32%	\$\$\$

ClimaPlus™ Warranty Performance³
 Fiberglass substrate is inherently resistant to the growth of mold and mildew. Includes sag-resistance performance.

GRID PROFILE OPTIONS

A USG DX*	B USG DXW™	C ⁴ USG Centricitee™ DXT™

PHYSICAL DATA/ FOOTNOTES

Product literature
 Data sheet: SC1839

ASTM E1264 classification
 ASTM E1264-22 Type XI, Form 2, Pattern E
 ASTM E1264-23 Type B, Form B2, Pattern E

ASTM E84 and CAN/ULC S102 surface-burning characteristics
 Class A
 Flame spread: 25 or less
 Smoke developed: 50 or less
Weight
 0.188-0.25 lb./sq. ft.

Online tools
 usgdesignstudio.com or cgcdesignstudio.com

AC information
 170 for item #7003G,
 190 for item #7013G.

Thermal resistance
 R-3.3 (3/4" panels)
 R-4.4 (1" panels)

Maximum backloading
 See *USG 30-Year Limited System Warranty Commercial Applications* (SC2102).

Maintenance
 Can be cleaned easily with a soft brush or vacuum.

Metric sizes available
 Contact sales for minimum quantities and lead times.

- Notes**
- For details, see USG Sustainability tool at usgdesignstudio.com or cgcdesignstudio.com.
 - LR values are shown as averages.
 - For details, see *USG 30-Year Limited System Warranty Commercial Applications* (SC2102).
 - Maximum 2'x2' with SQ edge panels.

Notice
 The information in this document is subject to change without notice. CGC Inc. or USG Corp. assumes no responsibility for any errors that may inadvertently appear in this document.

SC1839/rev. 8-23
 © 2023 USG Corporation and/or its affiliates. All rights reserved. Printed in USA

Manufactured by USG Interiors, LLC
 550 West Adams Street
 Chicago, IL 60661

The trademarks USG, CGC, CENTRICITEE, CLIMAPLUS, DONN, DX, DXT, DXW, PREMIER NUBBY, IT'S YOUR WORLD. BUILD IT., the USG/CGC logo, the design elements and colors, and related marks are trademarks of USG Corporation or its affiliates.

Safety First! Follow good safety/industrial hygiene practices during installation. Wear appropriate personal protective equipment. Read SDS and literature before specification and installation.

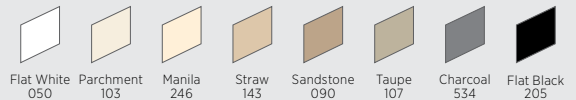
USG RADAR™ ACOUSTICAL PANELS

CLIMAPLUS™ PERFORMANCE

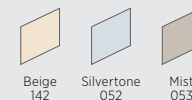
USG Radar™ Acoustical Panels
with ClimaPlus™ Performance, and
USG Donn® Brand DX® Acoustical
Suspension System

TO ORDER SAMPLES, GO TO USG.COM OR CGCINC.COM

STANDARD COLORS



ADVANTAGE COLORS



FEATURES AND BENEFITS

- Nondirectional pattern.
- High-durability panels are 55% more durable than standard panels.
- USDA Certified Biobased Product.¹¹
- ClimaPlus™ 30-year limited system warranty against visible sag, mold and mildew.
- Optional Firecode® product designed to meet life-safety codes.

APPLICATIONS

- Schools
- Corridors
- Lobby areas
- Offices
- Retail stores

SUBSTRATE

- Wet-formed mineral fiber

Lightly Textured Panel

USG RADAR™ ACOUSTICAL PANELS

CLIMAPLUS™ PERFORMANCE

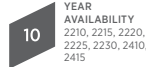
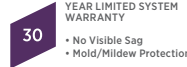
ORDER SAMPLES/LITERATURE
 USG: usg.com or samplitt@usg.com
 CGC: contact Sales Representative

TECHNICAL SERVICES
 800.USG.4YOU (874-4968)

FOR MOST UP-TO-DATE TECHNICAL INFORMATION AND LEED REPORT TOOL
 usgdesignstudio.com
 cgcdesignstudio.com



PRODUCT CERTIFIED FOR LOW CHEMICAL EMISSIONS:
 ULCOM/CGC
 UL2818



USG RADAR™ PANELS

Edge	Panel Size Imperial Metric (mm)	Fire Rating ²	Item No. Imperial Metric (mm)	NRC	CAC Min.	LR ³	Color ^{5,6}	Grid Options	VOC Emissions	Anti-Mold & Mildew/Sag Resistance	Abuse Resistant	Recycled Content ¹	Panel Cost
SQ	2'x2'x5/8"	Class A	2210	0.55	33	0.84	White, Standard Beige, Mist, Silvertone	A,B	Low	✓	✓	25-26%	\$
	2'x2'x5/8"	Class A	2215	0.55	35	0.84	White	C,D	Low	✓	✓	48-49%	\$
	2'x4'x5/8" 600x1200x15	Class A	2410 ME2410	0.55	35	0.84	White, Standard Beige, Mist, Silvertone	A	Low	✓	✓	25-26%	\$
	2'x4'x5/8"	Class A	2415	0.55	35	0.84	White	C	Low	✓	✓	48-49%	\$
SLT	2'x2'x5/8" 600x600x15	Class A	2220 ME2220	0.55	33	0.84	White, Standard Beige, Mist, Silvertone (Flat Black or Charcoal Not Available)	E	Low	✓	✓	25-26%	\$
	2'x2'x5/8"	Class A	2225	0.55	35	0.84	White	F	Low	✓	✓	48-59% ⁹	\$
	2'x4'x5/8"	Class A	2420	0.55	35	0.84	White	E	Low	✓	✓	25-26%	\$
	2'x4'x5/8"	Class A	2425	0.55	35	0.84	White	F	Low	✓	✓	48-59% ⁹	\$
FLB	2'x2'x5/8"	Class A	2230	0.55	33	0.84	White	G,H,I,J	Low	✓	✓	25-26%	\$
	2'x2'x5/8"	Class A	2235	0.55	35	0.84	White	K,L	Low	✓	✓	48-59% ⁹	\$
SQ	2'x2'x5/8"	Class A	2207	0.55	35	0.84	White	A,B	Low	✓	✓	26%	\$
	2'x4'x5/8"	Class A	2407	0.55	35	0.84	White	A	Low	✓	✓	26%	\$
SLT	2'x2'x5/8"	Class A	2227	0.55	35	0.84	White	E	Low	✓	✓	26%	\$
SF	12"x12"x5/8"	Class A	2570	0.45	35	0.84	White	Adhesive Staple	Low	✓	✓	44%	\$\$\$

Low Emissions (VOC)

Third party (GREENGUARD Gold) certified for low-emitting performance, meets California Department of Public Health's (CDPH) Standard Method v1.2 - 2017 (CA Section 01350). 'Certificates of Compliance' for Low VOC Emissions are available on usg.com and at spot.ul.com.

ClimaPlus™ Warranty Performance⁴

Contains a broad-spectrum antimicrobial additive on the face and back of the panel that provides resistance against the growth of mold and mildew. Includes sag-resistance performance.

High Recycled Content

USG classifies High Recycled Content as greater than 50%. Total recycled content is based on product composition of postconsumer and preconsumer (postindustrial) recycled content per FTC guidelines.

Firecode[®]

Abuse Resistant

GRID PROFILE OPTIONS

A USG DX [®]	B ¹⁰ USG Centricitee™ DX [™]	C USG DXL [™]	D USG Centricitee™ DXLT [™]	E USG DX [®]	F USG DXL [™]	G USG Centricitee™ DXLT [™]	H USG Fineline [®] DXF [™]	I USG Fineline [®] 1/8 DXFF [™]	J USG Identitee [®] DXI [™]	K USG Centricitee™ DXLT [™]	L USG Fineline [®] DXLE [™]

PHYSICAL DATA/ FOOTNOTES

Product literature
 Data sheet: SC2127

ASTM E1264 classification
 ASTM E1264-22 Type III, Form 2, Pattern C & E
 ASTM E1264-23 Type A, Form A1.2, Pattern C & E

ASTM E84 and CAN/ULC S102 surface-burning characteristics
 Class A
 Flame spread: 25 or less
 Smoke developed: 50 or less

UL Type
 FR-83

Weight
 0.60-1.11 lb./sq. ft.

Online tools
 usgdesignstudio.com or cgcdesignstudio.com

Thermal resistance
 R-1.4 (5/8" Class A panels and tile)
 R-1.6 (Firecode[®] panels)

Maximum backloading
 See USG 30-Year Limited System Warranty Commercial Applications (SC2102).

Maintenance
 Can be cleaned easily with a soft brush or vacuum.

High-durability panels
 ASTM D1037—falling-ball impact test.

Metric sizes available
 Contact sales for minimum quantities and lead times.

Notes

- For details, see USG Sustainability tool at usgdesignstudio.com or cgcdesignstudio.com.
- Firecode[®] products are approved for use in fire-resistance rated UL designs, where the designs allow for the UL Type Designation.
- LR values are shown as averages.
- For details, see USG 30-Year Limited System Warranty Commercial Applications (SC2102).
- Metric available in White only.
- See Colors selector for more information.
- SF = staple flange.
- Not UL Classified for acoustics.
- High recycled content not available at all plants.
- Maximum 2'x2' with SQ edge panels.
- This product has achieved both BioPreferred initiatives: Federal Procurement Preference and Certified Product Labeling. See the complete listing of all USG ceiling panels on biopreferred.gov website.

Notice
 The information in this document is subject to change without notice. CGC Inc. or USG Corp. assumes no responsibility for any errors that may inadvertently appear in this document.

SC2127/rev. 10-23
 © 2023 USG Corporation and/or its affiliates. All rights reserved. Printed in USA

Manufactured by USG Interiors, LLC
 550 West Adams Street
 Chicago, IL 60661

The trademarks USG, CGC, CENTRICITEE, CLIMAPLUS, DONN, DX, DXF, DXFF, DXL, DXL, DXLF, DXLT, DX, DXW, FINELINE, FIRECODE, IDENTITEE, RADAR, IT'S YOUR WORLD. BUILD IT., the USG/CGC logo, the design elements and colors, and related marks are trademarks of USG Corporation or its affiliates.

Safety First! Follow good safety/industrial hygiene practices during installation. Wear appropriate personal protective equipment. Read SDS and literature before specification and installation.



USG RADAR™ BASIC ACOUSTICAL PANELS

USG Radar™ Basic Acoustical Panels with USG Donn® Brand DX® Acoustical Suspension System

TO ORDER SAMPLES, GO TO USG.COM OR CGCINC.COM



Flat White
050

FEATURES AND BENEFITS

- Nondirectional pattern with a fresh, clean appearance offers fast, efficient installation.
- Economical, all-purpose ceiling pattern offered in many sizes.
- Optional Firecode® product designed to meet life-safety codes.
- USDA Certified Biobased Product.⁸

APPLICATIONS

- Schools
- Corridors
- Offices
- Retail stores

SUBSTRATE

- Wet-formed mineral fiber

Lightly Textured Panel

USG RADAR™ BASIC ACOUSTICAL PANELS

ORDER SAMPLES/LITERATURE
 USG: usg.com or samplitt@usg.com
 CGC: contact Sales Representative

TECHNICAL SERVICES
 800.USG.4YOU (874-4968)

FOR MOST UP-TO-DATE TECHNICAL INFORMATION AND LEED REPORT TOOL
 usgdesignstudio.com
 cgcdesignstudio.com



PRODUCT CERTIFIED FOR LOW CHEMICAL EMISSIONS:
 UL/COM/GG
 UL2818

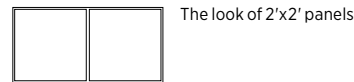


UL Classified

Edge	Panel Size Imperial Metric (mm)	Fire Rating ²	Item No. Imperial Metric (mm)	NRC	CAC Min.	LR ³	Color ⁵	Grid Options	VOC Emissions	Recycled Content ¹	Panel Cost
USG RADAR™ BASIC PANEL 	2'x2'x5/8" 600x600x15	Class A	2110 ME2110	0.55	33	0.83	White	A,C	Low	24-25%	\$
	2'x2'x5/8"	Class A	2115	0.55	35	0.83	White	B	Low	48-49%	\$
	2'x4'x5/8" 600x1200x15	Class A	2310 ME2310	0.55	35	0.83	White	A,C	Low	24-25%	\$
	2'x4'x5/8"	Class A	2315	0.55	35	0.83	White	B	Low	48-49%	\$
	2'x5'x5/8"	Class A	2619	0.55	35	0.83	White	A,C	Low	24-25%	\$
	20"x60"x5/8" 500x1500x15	Class A	2617 ME2617	0.55	35	0.83	White	A,C	Low	24-25%	\$
	30"x60"x3/4"	Class A	2618	0.60	35	0.83	White	A,C	Low	24-25%	\$
USG RADAR™ BASIC TILE⁴ 	2'x2'x5/8" 600x600x15	Class A	2120 ME2120	0.55	33	0.83	White	D	Low	24-25%	\$
	2'x2'x5/8"	Class A	2125	0.55	35	0.83	White	E	Low	48-59%	\$
	2'x4'x5/8"	Class A	2320	0.55	35	0.83	White	D	Low	24-25%	\$
	20"x60"x5/8"	Class A	2627	0.55	35	0.83	White	D	Low	24-25%	\$
USG RADAR™ ILLUSION BASIC TWO/24 PANEL 	2'x2'x5/8"	Class A	2130	0.55	33	0.83	White	F,G,H,I	Low	24-25%	\$
	12"x12"x5/8"	Class A	2990	0.50	40	0.83	White	J	Low	44%	\$\$\$
USG RADAR™ ILLUSION BASIC TWO/24 PANEL 	2'x4'x3/4"	Class A	2742	0.55	35	0.83	White	D	Low	26-27%	\$\$

PATTERNS

Illusion™ Two/24



Low Emissions (VOC)

Third party (GREENGUARD Gold) certified for low-emitting performance, meets California Department of Public Health's (CDPH) Standard Method v1.2 - 2017 (CA Section 01350). 'Certificates of Compliance' for Low VOC Emissions are available on usg.com and at spot.ul.com.

High Recycled Content

USG classifies High Recycled Content as greater than 50%. Total recycled content is based on product composition of postconsumer and preconsumer (postindustrial) recycled content per FTC guidelines.

Firecode®

GRID PROFILE OPTIONS

A USG DX®	B USG DXL™	C USG DXW™	D USG DX®	E USG DXL™	F USG Centricitee™ DXT™	G USG Fineline® DXF™	H USG Fineline® 1/8 DXFF™	I USG Identitee® DXI™	J USG DX® Concealed

PHYSICAL DATA/ FOOTNOTES

Product literature
 Data sheet: SC2288

ASTM E1264 classification
 ASTM E1264-22 Type III, Form 2, Pattern C & E and C, E, K
 ASTM E1264-23 Type A, Form A1.2, Pattern C & E and C, E, & K

ASTM E84 and CAN/ULC S102 surface-burning characteristics
 Class A
 Flame spread: 25 or less
 Smoke developed: 50 or less

UL Type
 FR-83

Weight
 0.61-1.15 lb./sq. ft.

Online tools
 usgdesignstudio.com or cgcdesignstudio.com

Thermal resistance
 R-1.4 (Class A, 5/8" panels and tile)
 R-1.7 (Class A, 3/4" panels)
 R-1.4 (Class A, 15 mm panels)
 R-1.6 (Firecode®, 5/8" panels)

Maximum backloading
 See USG 30-Year Limited System Warranty Commercial Applications (SC2102).

Maintenance
 Can be cleaned easily with a soft brush or vacuum.

Metric sizes available
 Contact sales for minimum quantities and lead times.

Notes

- For details, see USG Sustainability tool at usgdesignstudio.com or cgcdesignstudio.com.
- Firecode® products are approved for use in fire-resistance rated UL designs, where the designs allow for the UL Type Designation.
- LR values are shown as averages.
- Not UL Classified for acoustics.
- No Flat Black or 'Deeptones' are available on any reveal edge or USG Radar™ Firecode® panel.
- This product has achieved both BioPreferred initiatives: Federal Procurement Preference and Certified Product Labeling. See the complete listing of all USG ceiling panels on biopreferred.gov website.

Notice
 The information in this document is subject to change without notice. CGC Inc. or USG Corp. assumes no responsibility for any errors that may inadvertently appear in this document.

SC2288/rev. 8-23
 © 2023 USG Corporation and/or its affiliates. All rights reserved. Printed in USA

Manufactured by USG Interiors, LLC
 550 West Adams Street
 Chicago, IL 60661


The trademarks USG, CGC, CENTRICITEE, DONN, DX, DXF, DXFF, DXI, DXL, DXT, DXW, FINELINE, FIRECODE, IDENTITEE, RADAR, IT'S YOUR WORLD, BUILD IT., the USG/CGC logo, the design elements and colors, and related marks are trademarks of USG Corporation or its affiliates.

Safety First! Follow good safety/industrial hygiene practices during installation. Wear appropriate personal protective equipment. Read SDS and literature before specification and installation.



USG RADAR™ CERAMIC ACOUSTICAL PANELS

CLIMAPLUS™ PERFORMANCE



USG Radar™ Ceramic Acoustical Panels with ClimaPlus™ Performance, and USG Donn® Brand ZXL™ Acoustical Suspension System, Hilltop Reserve Residence in Denver, CO, Design: StudioSIX5, Photo: ©Lowry Productions

TO ORDER SAMPLES, GO TO USG.COM OR CGCINC.COM



Flat White
050

FEATURES AND BENEFITS

- 100% ceramic-bonded mineral fiber withstands high heat, high humidity, corrosive chemical fumes and steam.
- Tested in live steam to withstand applications such as saunas and steam rooms.
- Meets U.S. Coast Guard standards and can be used in high-humidity marine applications.
- ClimaPlus™ 30-year limited system warranty against visible sag, mold and mildew.
- Firecode® product designed to meet life-safety codes.


APPLICATIONS

- Pools and shower areas
- Saunas and steam rooms

SUBSTRATE

- Wet-formed, ceramic-bonded mineral fiber

Lightly Textured Panel



USG RADAR™ CERAMIC ACOUSTICAL PANELS

CLIMAPLUS™ PERFORMANCE

ORDER SAMPLES/LITERATURE
 USG: usg.com or samplitt@usg.com
 CGC: contact Sales Representative

TECHNICAL SERVICES
 800 USG.4YOU (874-4968)

FOR MOST UP-TO-DATE TECHNICAL INFORMATION AND LEED REPORT TOOL
 usgdesignstudio.com
 cgcdesignstudio.com



PRODUCT CERTIFIED FOR LOW CHEMICAL EMISSIONS:
 ULCOM/GG
 UL2818

30 YEAR LIMITED SYSTEM WARRANTY
 • No Visible Sag
 • Mold/Mildew Protection

10 YEAR AVAILABILITY
 56644, 56645

UL Classified

Edge	Panel Size	Fire Rating ⁴	Item No.	NRC	CAC Min.	LR ²	Color	Grid Options	VOC Emissions	Anti-Mold & Mildew/Sag Resistance	Recycled Content ¹	Panel Cost
SQ	2'x2'x5/8"		56644	0.50	40	0.82	White	A,B	Low		45%	\$\$\$\$
	2'x4'x5/8"		56645	0.50	40	0.82	White	A,B	Low		45%	\$\$\$\$

Low Emissions (VOC)

Third party (GREENGUARD Gold) certified for low-emitting performance, meets California Department of Public Health's (CDPH) Standard Method v1.2 - 2017 (CA Section 01350). 'Certificates of Compliance' for Low VOC Emissions are available on usg.com and at spot.ul.com.

ClimaPlus™ Warranty Performance³

Totally inorganic product; resistant to the growth of mold and mildew. Includes sag-resistance performance.

Firecode®

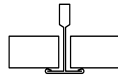
Approved for use on merchant ships (No. 164.009/212/0).

USG RADAR™ CERAMIC PERFORATED PANELS

GRID PROFILE OPTIONS

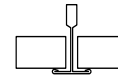
A

USG ZXLA™



B

USG DXLA™



PHYSICAL DATA/ FOOTNOTES

Product literature
 Data sheet: SC2293

ASTM E1264 classification

ASTM E1264-22 Type XX, Pattern C, E, & G
 ASTM E1264-23 Type XX - Mineral fiber with bonded ceramic finish, Pattern C, E, & G

ASTM E84 and CAN/ULC S102 surface-burning characteristics

Class A
 Flame spread: 0
 Smoke developed: 0

UL Type
 FR-4

Online tools
 usgdesignstudio.com or cgcdesignstudio.com

Weight
 1.54 lb./sq. ft.

Thermal resistance
 R-1.3

Maximum backloading
 See USG 30-Year Limited System Warranty Commercial Applications (SC2102).

Maintenance
 Can be cleaned easily with a damp sponge.

U.S. Coast Guard acceptance
 Approved for use on merchant ships (No. 164.009/212/0).

Metric sizes available
 Contact sales for minimum quantities and lead times.

- Notes**
- For details, see USG Sustainability tool at usgdesignstudio.com or cgcdesignstudio.com.
 - LR values are shown as averages.
 - For details, see USG 30-Year Limited System Warranty Commercial Applications (SC2102).
 - Firecode® products are approved for use in fire-resistance rated UL designs, where the designs allow for the UL Type Designation.

Notice
 The information in this document is subject to change without notice. CGC Inc. or USG Corp. assumes no responsibility for any errors that may inadvertently appear in this document.

SC2293/rev. 8-23
 © 2023 USG Corporation and/or its affiliates. All rights reserved. Printed in USA

Manufactured by USG Interiors, LLC
 550 West Adams Street
 Chicago, IL 60661


The trademarks USG, CGC, DXLA, CLIMAPLUS, DONN, FIRECODE, RADAR, ZXLA, IT'S YOUR WORLD. BUILD IT., the USG/CGC logo, the design elements and colors, and related marks are trademarks of USG Corporation or its affiliates.

Safety First! Follow good safety/industrial hygiene practices during installation. Wear appropriate personal protective equipment. Read SDS and literature before specification and installation.



USG RADAR™ EDUCATION ACOUSTICAL PANELS

CLIMAPLUS™ PERFORMANCE



USG Radar™ High-NRC/High-CAC
Acoustical Panels with ClimaPlus™
Performance/USG Donn® Brand DX*/
USG Donn® Brand DXL™
Acoustical Suspension System

TO ORDER SAMPLES, GO TO USG.COM OR CGCINC.COM



Flat White
050

FEATURES AND BENEFITS

- Nondirectional pattern reduces installation time and waste.
- Excellent sound absorption.
- Balanced Acoustics. NRC and CAC.
- Available with 40 CAC for increased room-to-room speech privacy and 0.70 NRC for greater sound control in classrooms.
- High-NRC/High-CAC formulation helps comply with ANSI S12.60 classroom guidelines (LEED for Schools).⁶
- High-durability panels are 55% more durable than standard panels.
- ClimaPlus™ 30-year limited system warranty against visible sag, mold and mildew.
- Optional Firecode® product designed to meet life-safety codes.
- USDA Certified Biobased Product.⁷


APPLICATIONS

- Classrooms
- Offices
- Cafeterias
- Music rooms
- Corridors
- Libraries/media rooms

SUBSTRATE

- Wet-formed mineral fiber

Lightly Textured Panel



USG RADAR™ EDUCATION ACOUSTICAL PANELS

CLIMAPLUS™ PERFORMANCE

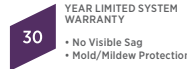
ORDER SAMPLES/LITERATURE
 USG: usg.com or samplitt@usg.com
 CGC: contact Sales Representative

TECHNICAL SERVICES
 800.USG.4YOU (874-4968)

FOR MOST UP-TO-DATE TECHNICAL INFORMATION AND LEED REPORT TOOL
 usgdesignstudio.com
 cgcdesignstudio.com



PRODUCT CERTIFIED FOR LOW CHEMICAL EMISSIONS:
 ULCOM/GG
 UL2818



UL Classified

Edge	Panel Size	Fire Rating ²	Item No.	NRC	CAC Min.	LR ³	Color ⁵	Grid Options	VOC Emissions	Anti-Mold & Mildew/Sag Resistance	Abuse Resistant	Recycled Content ¹	Panel Cost
SQ	2'x2'x5/8"	Class A	2207	0.55	35	0.84	White	A,B,C	Low			26%	\$\$
	2'x4'x5/8"	Class A	2407	0.55	35	0.84	White	A,B	Low			26%	\$\$
SLT	2'x2'x5/8"	Class A	2227	0.55	35	0.84	White	D	Low			26%	\$\$
SQ	2'x2'x7/8"	Class A	22421	0.70	35	0.84	White	A,B,C	Low		—	38%	\$\$
	2'x2'x3/4"		22111	0.70	35	0.84	White	E,F	Low		—	57%	\$\$
SLT	2'x2'x7/8"	Class A	22350	0.70	35	0.84	White	D	Low		—	38%	\$\$
	2'x2'x3/4"		22121	0.70	35	0.84	White	G	Low		—	57%	\$\$
FLB	2'x4'x3/4"		22122	0.70	35	0.84	White	G	Low		—	57%	\$\$
	2'x2'x7/8"	Class A	22370	0.70	35	0.84	White	H,I,J,K	Low		—	38%	\$\$
SQ	2'x2'x3/4"		22127	0.70	35	0.84	White	L,M	Low		—	57%	\$\$
	2'x4'x7/8"	Class A	22441	0.70	40	0.84	White	A,B	Low		—	38%	\$\$
SLT	2'x4'x3/4"		22541	0.70	40	0.84	White	E	Low		—	57%	\$\$
	2'x2'x3/4"		22523	0.70	40	0.84	White	G	Low		—	57%	\$\$
SQ	2'x4'x7/8"	Class A	22360	0.70	40	0.84	White	D	Low		—	38%	\$\$

Low Emissions (VOC)

Third party (GREENGUARD Gold) certified for low-emitting performance, meets California Department of Public Health's (CDPH) Standard Method v1.2 - 2017 (CA Section 01350). 'Certificates of Compliance' for Low VOC Emissions are available on usg.com and at spot.ul.com.

ClimaPlus™ Warranty Performance⁴

Contains a broad-spectrum antimicrobial additive on the face and back of the panel that provides resistance against the growth of mold and mildew. Includes sag-resistance performance.

High Recycled Content

USG classifies High Recycled Content as greater than 50%. Total recycled content is based on product composition of postconsumer and preconsumer (postindustrial) recycled content per FTC guidelines.

Firecode[®]

Abuse Resistant

USG RADAR™ HIGH DURABILITY
 (High-traffic areas, corridors and cafeterias)

USG RADAR™ HIGH-NRC^{6,7}
 (Libraries, offices and classrooms)

USG RADAR™ HIGH-NRC/HIGH-CAC^{6,7}
 (Classrooms and other core learning spaces)

GRID PROFILE OPTIONS

A USG DX [®]	B USG DXW™	C ⁸ USG Centricitee™ DXT™	D USG DX [®]	E USG DXL™	F USG Centricitee™ DXLT™	G USG DXL™	H USG Centricitee™ DXT™	I USG Fineline [®] DXF™	J USG Fineline [®] 1/8 DXFF™	K USG Identitee™ DXI™	L USG Centricitee™ DXLT™	M USG Fineline [®] DXLF™

Product literature
 Data sheet: SC2514

ASTM E1264 classification
 ASTM E1264-22 Type III, Form 2, Pattern C & E
 ASTM E1264-23 Type A, Form A1.2, Pattern C & E

ASTM E84 and CAN/ULC S102 surface-burning characteristics
 Class A
 Flame spread: 25 or less
 Smoke developed: 50 or less

UL Type
 FR-83

Weight
 0.847-1.28 lb./sq. ft.

Online tools
 usgdesignstudio.com or cgcdesignstudio.com

Thermal resistance
 R-1.6 (5/8" panels)
 R-1.9 (3/4" panels)
 R-1.8 (7/8" panels)

Maximum backloading
 See USG 30-Year Limited System Warranty Commercial Applications (SC2102).

Maintenance
 Panels can be cleaned easily with a soft brush or vacuum.

High-durability panels
 Ball hardness as tested per ASTM C367.

Metric sizes available
 Contact sales for minimum quantities and lead times.

Notes

- For details, see USG Sustainability tool at usgdesignstudio.com or cgcdesignstudio.com.
- Firecode[®] products are approved for use in fire-resistance rated UL designs, where the designs allow for the UL Type Designation.
- LR values are shown as averages.
- Panel face and back surfaces treated with a proprietary, broad-spectrum antimicrobial standard formulation that inhibits and retards the growth of mold and mildew. For details, see USG 30-Year Limited System Warranty Commercial Applications (SC2102).

- No Flat Black or "Deeptones" are available on reveal edge or USG Radar™ Firecode[®] panel.
- Helps comply with ANSI S12.60 classroom guidelines and LEED for Schools EQ prerequisite 3: Min. Acoustical Performance.
- This product has achieved both BioPreferred initiatives: Federal Procurement Preference and Certified Product Labeling. See the complete listing of all USG ceiling panels on biopreferred.gov website.
- Maximum 2'x2' with SQ edge panels.

Notice
 The information in this document is subject to change without notice. CGC Inc. or USG Corp. assumes no responsibility for any errors that may inadvertently appear in this document.

SC2514/rev. 10-23
 © 2023 USG Corporation and/or its affiliates. All rights reserved. Printed in USA

Manufactured by USG Interiors, LLC
 550 West Adams Street
 Chicago, IL 60661

The trademarks USG, CGC, CENTRICITEE, CLIMAPLUS, DONN, DX, DXF, DXFF, DXL, DXL, DXLF, DXLT, DXW, FINELINE, FIRECODE, IDENTITEE, RADAR, IT'S YOUR WORLD. BUILD IT., the USG/CGC logo, the design elements and colors, and related marks are trademarks of USG Corporation or its affiliates.

Safety First! Follow good safety/industrial hygiene practices during installation. Wear appropriate personal protective equipment. Read SDS and literature before specification and installation.



USG RADAR™ HIGH-NRC/HIGH-CAC ACOUSTICAL PANELS

CLIMAPLUS™ PERFORMANCE

USG Radar™ High-NRC/High-CAC
Acoustical Panels with ClimaPlus™
Performance, and USG Donn® Brand
DX® Acoustical Suspension System

TO ORDER SAMPLES, GO TO USG.COM OR CGCINC.COM



Flat White
050

FEATURES AND BENEFITS

- Nondirectional all-purpose ceiling pattern.
- Balanced Acoustics available with 40 CAC for increased room-to-room speech privacy and 0.70 NRC for greater sound control in open-plan areas.
- High-NRC/High-CAC formulation helps comply with ANSI S12.60 classroom guidelines.⁵
- USDA Certified Biobased Product.⁸
- ClimaPlus™ 30-year limited system warranty against visible sag, mold and mildew.
- Firecode® product designed to meet life-safety codes.

APPLICATIONS

- Classrooms
- Conference rooms
- Open-office plans
- Privacy rooms

SUBSTRATE

- Wet-formed mineral fiber

Lightly Textured Panel

USG RADAR™ HIGH-NRC/HIGH-CAC ACOUSTICAL PANELS

CLIMAPLUS™ PERFORMANCE

ORDER SAMPLES/LITERATURE
USG: usg.com or samplitt@usg.com
CGC: contact Sales Representative

FOR MOST UP-TO-DATE
TECHNICAL INFORMATION
AND LEED REPORT TOOL
usgdesignstudio.com
cgcdesignstudio.com

TECHNICAL SERVICES
800.USG.4YOU (874-4968)



PRODUCT CERTIFIED
FOR LOW CHEMICAL
EMISSIONS:
ULCOM/GG
UL2818



USG RADAR™
HIGH-CAC PANEL

USG RADAR™
HIGH-NRC PANEL⁵

USG RADAR™
HIGH-NRC/HIGH-CAC
PANELS⁵

Edge	Panel Size	Fire Rating ²	Item No.	NRC	CAC Min.	LR ³	Color ⁶	Grid Options	VOC Emissions	Anti-Mold & Mildew	Recycled Content ¹	Panel Cost
SQ	2'x4'x5/8"	Class A	22310	0.55	40	0.84	White	A	Low	Green	49%	\$\$
SQ	2'x2'x7/8"	Class A	22421	0.70	35	0.84	White	B,C,D	Low	Green	38%	\$\$
	2'x2'x3/4"		22111	0.70	35	0.84	White	A	Low	Green	57%	\$\$
	2'x4'x3/4"		22311	0.70	35	0.84	White	A	Low	Green	57%	\$\$
SLT	2'x2'x7/8"	Class A	22350	0.70	35	0.84	White	E	Low	Green	38%	\$\$
	2'x2'x3/4"		22121	0.70	35	0.84	White	F	Low	Green	57%	\$\$
	2'x4'x3/4"		22122	0.70	35	0.84	White	F	Low	Green	57%	\$\$
FLB	2'x2'x7/8"	Class A	22370	0.70	35	0.84	White	G,H,I,J	Low	Green	38%	\$\$
	2'x2'x3/4"		22127	0.70	35	0.84	White	K,L	Low	Green	57%	\$\$
SQ	2'x2'x3/4"	Class A	22521	0.70	40	0.84	White	A	Low	Green	57%	\$\$
	2'x4'x7/8"		22441	0.70	40	0.84	White	B,C	Low	Green	38%	\$\$
	2'x4'x3/4"		22541	0.70	40	0.84	White	A	Low	Green	57%	\$\$
SLT	2'x2'x3/4"	Class A	22523	0.70	40	0.84	White	F	Low	Green	57%	\$
	2'x4'x7/8"		22360	0.70	40	0.84	White	E	Low	Green	38%	\$\$
FLB	2'x2'x3/4"	Class A	22527	0.70	40	0.84	White	K,L	Low	Green	57%	\$\$

Low Emissions (VOC)

Third party (GREENGUARD Gold) certified for low-emitting performance, meets California Department of Public Health's (CDPH) Standard Method v1.2 - 2017 (CA Section 01350). 'Certificates of Compliance' for Low VOC Emissions are available on usg.com and at spot.ul.com.

ClimaPlus™ Warranty Performance⁴

Contains a broad-spectrum antimicrobial additive on the face and back of the panel that provides resistance against the growth of mold and mildew. Includes sag-resistance performance.

High Recycled Content

USG classifies High Recycled Content as greater than 50%. Total recycled content is based on composition of postconsumer and preconsumer (postindustrial) recycled content per FTC guidelines.

Firecode[®]

GRID PROFILE OPTIONS

A	B	C	D ⁷	E	F	G	H	I	J	K	L
USG DXL™	USG DX*	USG DXW™	USG Centricitee™ DXT™	USG DX*	USG Centricitee™ DXL™	USG Centricitee™ DXT™	USG Fineline™ DXF™	USG Fineline™ 1/8 DXFF™	USG Identitee™ DXI™	USG Centricitee™ DXLT™	USG Fineline™ DXLF™

PHYSICAL DATA/ FOOTNOTES

Product literature
Data sheet: SC2290

ASTM E1264 classification
ASTM E1264-22 Type III, Form 2, Pattern C & E
ASTM E1264-23 Type A, Form A1.2, Pattern C & E

ASTM E84 and CAN/ULC S102
surface-burning characteristics
Class A
Flame spread: 25 or less
Smoke developed: 50 or less

UL Type
FR-83

Online tools
usgdesignstudio.com or
cgcdesignstudio.com

Weight
0.904-1.28 lb./sq. ft.

Thermal resistance
R-1.6 (5/8" panels)
R-1.9 (3/4" panels)
R-1.8 (7/8" panels)

Maximum backloading
See USG 30-Year Limited System
Warranty Commercial Applications
(SC2102).

Maintenance

Panels can be cleaned easily with a soft brush or vacuum.

Notes

- For details, see USG Sustainability tool at usgdesignstudio.com or cgcdesignstudio.com.
- Firecode® products are approved for use in fire-resistance rated UL designs, where the designs allow for the UL Type Designation.
- LR values are shown as averages.
- For details, see USG 30-Year Limited System Warranty Commercial Applications (SC2102).

5. Helps comply with ANSI S12.60 classroom guidelines.

6. No Flat Black or "DeepTones" are available on reveal edge or USG Radar™ Firecode® panel.

7. Maximum 2'x2' with SQ edge panels.

8. This product has achieved both BioPreferred initiatives: Federal Procurement Preference and Certified Product Labeling. See the complete listing of all USG ceiling panels on biopreferred.gov website.

Notice

The information in this document is subject to change without notice. CGC Inc. or USG Corp. assumes no responsibility for any errors that may inadvertently appear in this document.

SC2290/rev. 10-23

© 2023 USG Corporation and/or its affiliates. All rights reserved. Printed in USA

Manufactured by
USG Interiors, LLC
550 West Adams Street
Chicago, IL 60661

The trademarks USG, CGC, CENTRICITEE, CLIMAPLUS, DONN, DX, DXF, DXFF, DXL, DXL, DXLF, DXLT, DXT, DXW, FINELINE, FIRECODE, IDENTITEE, RADAR, IT'S YOUR WORLD. BUILD IT., the USG/CGC logo, the design elements and colors, and related marks are trademarks of USG Corporation or its affiliates.

Safety First! Follow good safety/industrial hygiene practices during installation. Wear appropriate personal protective equipment. Read SDS and literature before specification and installation.




USG RADAR™ ILLUSION™ ACOUSTICAL PANELS

CLIMAPLUS™ PERFORMANCE

USG Radar™ Illusion™ Two/24 Panels with ClimaPlus™ Performance, and USG Donn® Brand DX® Acoustical Suspension System

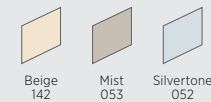
TO ORDER SAMPLES, GO TO USG.COM OR CGCINC.COM

STANDARD COLORS



Flat White 050 Parchment 103 Manila 246 Straw 143 Sandstone 090 Taupe 107

ADVANTAGE COLORS



Beige 142 Mist 053 Silvertone 052

FEATURES AND BENEFITS

- Nondirectional pattern offers fast, efficient installation.
- Face scores create illusion of a smaller-scaled ceiling system.
- ClimaPlus™ 30-year limited system warranty against visible sag, mold and mildew.
- Optional Firecode® product designed to meet life-safety codes.


APPLICATIONS

- Schools
- Corridors
- General offices
- Retail stores

SUBSTRATE

- Wet-formed mineral fiber

Lightly Textured Panel



USG RADAR™ ILLUSION™ ACOUSTICAL PANELS

CLIMAPLUS™ PERFORMANCE

ORDER SAMPLES/LITERATURE
 USG: usg.com or samplitt@usg.com
 CGC: contact Sales Representative

TECHNICAL SERVICES
 800.USG.4YOU (874-4968)

FOR MOST UP-TO-DATE TECHNICAL INFORMATION AND LEED REPORT TOOL
 usgdesignstudio.com
 cgcdesignstudio.com



PRODUCT CERTIFIED FOR LOW CHEMICAL EMISSIONS:
 ULCOM/CGC
 UL2818

30 YEAR LIMITED SYSTEM WARRANTY
 • No Visible Sag
 • Mold/Mildew Protection

10 YEAR AVAILABILITY
 2842, 2852, 2862, 2882

HRC HIGH RECYCLED CONTENT

UL Classified

Edge	Panel Size	Fire Rating ²	Item No.	NRC	CAC Min.	LR ³	Color ⁵	Grid Options	VOC Emissions	Anti-Mold & Mildew/Sag Resistance	Recycled Content ¹	Panel Cost
USG RADAR™ ILLUSION™ TWO/24 PANELS	SLT ⁶ 	Class A	2842	0.55	35	0.84	Standard colors (Flat Black and Charcoal not available) Advantage: Beige, Mist and Silvertone only.	A	Low		26-27%	\$\$
	2'x4'x3/4"											
USG RADAR™ ILLUSION™ FOUR/48 PANELS	ILT ⁷ 	Class A	2844	0.55	35	0.84	White	B	Low		26%	\$\$
	2'x4'x3/4"											
USG RADAR™ ILLUSION™ EIGHT/12 PANELS	SLT ⁶ 	Class A	2882	0.50	35	0.84	White	A	Low		26%	\$\$
	2'x4'x3/4"											
USG RADAR™ ILLUSION™ THIRTY-TWO/6 PANELS	ILT ⁷ 	Class A	2884	0.50	35	0.84	White	B,C	Low		26%	\$\$
	2'x4'x3/4"											
USG RADAR™ ILLUSION™ SIXTY-SIX/6 PANELS	SLT ⁶ 	Class A	2852	0.55	35	0.84	White	A	Low		26%	\$\$
	2'x4'x3/4"											
USG RADAR™ ILLUSION™ SEVENTY-TWO/6 PANELS	ILT ⁷ 	Class A	2854	0.55	35	0.84	White	B,C	Low		26%	\$\$
	2'x4'x3/4"											
USG RADAR™ ILLUSION™ NINETY-SIX/6 PANELS	SLT ⁶ 	Class A	2862	0.50	35	0.84	White	A	Low		26%	\$\$
	2'x4'x3/4"											
USG RADAR™ ILLUSION™ ONE HUNDRED-TWO/6 PANELS	ILT ⁷ 	Class A	2864	0.50	35	0.84	White	B	Low		26%	\$\$
	2'x4'x3/4"											

PATTERNS

Illusion™ Two/24	Illusion™ Four/48	Illusion™ Eight/12	Illusion™ 32/6
The look of 2'x2' panels	The look of 48"x6" linear strips	The look of 12"x12" tile	The look of 6"x6" tile

<p>Low Emissions (VOC) Third party (GREENGUARD Gold) certified for low-emitting performance, meets California Department of Public Health's (CDPH) Standard Method v1.2 - 2017 (CA Section 01350). 'Certificates of Compliance' for Low VOC Emissions are available on usg.com and at spot.ul.com.</p>	<p>ClimaPlus™ Warranty Performance* Contains a broad-spectrum antimicrobial additive on the face and back of the panel that provides resistance against the growth of mold and mildew. Includes sag-resistance performance.</p>	<p>High Recycled Content USG classifies High Recycled Content as greater than 50%. Total recycled content is based on product composition of postconsumer and preconsumer (postindustrial) recycled content per FTC guidelines.</p>	<p>Firecode® </p>
--	---	---	-------------------------------

GRID PROFILE OPTIONS

A USG DX*	B USG Centricitee™ DXT™

PHYSICAL DATA/ FOOTNOTES

<p>Product literature Data sheet: SC2126</p> <p>ASTM E1264 classification ASTM E1264-22 Type III, Form 2, Pattern C, E, & K ASTM E1264-23 Type A, Form A1.2, Pattern C, E, & K</p> <p>ASTM E84 and CAN/ULC S102 surface-burning characteristics Class A Flame spread: 25 or less Smoke developed: 50 or less</p> <p>UL Type FR-83</p> <p>Weight 0.760-1.28 lb./sq. ft.</p>	<p>Online tools usgdesignstudio.com or cgcdesignstudio.com</p> <p>Thermal resistance R-1.7 (Class A) R-1.9 (Firecode®)</p> <p>Maximum backloading See USG 30-Year Limited System Warranty Commercial Applications (SC2102).</p> <p>Maintenance Can be cleaned easily with a soft brush or vacuum.</p> <p>Metric sizes available Contact sales for minimum quantities and lead times.</p>	<p>Notes</p> <ol style="list-style-type: none"> For details, see USG Sustainability tool at usgdesignstudio.com or cgcdesignstudio.com. Firecode® products are approved for use in fire-resistance rated UL designs, where the designs allow for the UL Type Designation. LR values are shown as averages. For details, see USG 30-Year Limited System Warranty Commercial Applications (SC2102). See Colors selector for more information. No Flat Black or "Deeptones" are available on reveal edge or USG Radar™ Firecode® panel. Panels have a 15/16" routing. Panels have a 9/16" routing.
---	---	---

Notice
 The information in this document is subject to change without notice. CGC Inc. or USG Corp. assumes no responsibility for any errors that may inadvertently appear in this document.

SC2126/rev. 10-23
 © 2023 USG Corporation and/or its affiliates. All rights reserved. Printed in USA

Manufactured by USG Interiors, LLC
 550 West Adams Street
 Chicago, IL 60661

The trademarks USG, CGC, CENTRICITEE, CLIMAPLUS, DONN, DX, DXT, FIRECODE, IDENTITEE, ILLUSION, RADAR, IT'S YOUR WORLD, BUILD IT., the USG/CGC logo, the design elements and colors, and related marks are trademarks of USG Corporation or its affiliates.

Safety First! Follow good safety/industrial hygiene practices during installation. Wear appropriate personal protective equipment. Read SDS and literature before specification and installation.



USG RADAR™ OPEN PLAN ACOUSTICAL PANELS

CLIMAPLUS™ PERFORMANCE

USG Radar™ Open Plan Acoustical Panels with ClimaPlus™ Performance, and USG Donn® Brand DX® Acoustical Suspension System

TO ORDER SAMPLES, GO TO USG.COM OR CGCINC.COM



Flat White
050

FEATURES AND BENEFITS

- Balanced Acoustics.
- Nondirectional all-purpose ceiling pattern.
- 0.75 NRC for increased sound control in open-plan areas.
- ClimaPlus™ 30-year limited system warranty against visible sag, mold and mildew.
- High-NRC product helps comply with ANSI S12.60 classroom guidelines.


APPLICATIONS

- Open-office plans
- Classrooms
- Conference rooms
- Privacy rooms

SUBSTRATE

- Wet-formed mineral fiber

Lightly Textured Panel



USG RADAR™ OPEN PLAN ACOUSTICAL PANELS

CLIMAPLUS™ PERFORMANCE

ORDER SAMPLES/LITERATURE
USG: usg.com or samplitt@usg.com
CGC: contact Sales Representative

TECHNICAL SERVICES
800.USG.4YOU (874-4968)

**FOR MOST UP-TO-DATE
TECHNICAL INFORMATION
AND LEED REPORT TOOL**
usgdesignstudio.com
cgcdesignstudio.com












PRODUCT CERTIFIED
FOR LOW CHEMICAL
EMISSIONS:
ULCOM/GG
UL2818

30 YEAR LIMITED SYSTEM
WARRANTY
• No Visible Sag
• Mold/Mildew Protection



UL Classified

Edge	Panel Size	Fire Rating	Item No.	NRC	CAC Min.	LR ²	Color ⁴	Grid Options	VOC Emissions	Anti-Mold & Mildew/Sag Resistance	Recycled Content ¹	Panel Cost
 SQ	2'x2'x7/8"	Class A	22320	0.75	35	0.84	White	A,B,C	Low		38%	\$\$
	2'x4'x7/8"	Class A	22325	0.75	35	0.84	White	A,C	Low		38%	\$\$
 SLT	2'x2'x7/8"	Class A	22340	0.75	35	0.84	White	D	Low		38%	\$\$
	2'x4'x7/8"	Class A	22345	0.75	35	0.84	White	D	Low		38%	\$\$
 FLB	2'x2'x7/8"	Class A	22330	0.75	35	0.84	White	E,F,G,H	Low		38%	\$\$
	2'x4'x7/8"	Class A	22335	0.75	35	0.84	White	E,F,G,H	Low		38%	\$\$

USG RADAR™ OPEN PLAN PANELS









Low Emissions (VOC)

Third party (GREENGUARD Gold) certified for low-emitting performance, meets California Department of Public Health's (CDPH) Standard Method v1.2 - 2017 (CA Section 01350). 'Certificates of Compliance' for Low VOC Emissions are available on usg.com and at spot.ul.com.

ClimaPlus™ Warranty Performance³

Contains a broad-spectrum antimicrobial additive on the face and back of the panel that provides resistance against the growth of mold and mildew. Includes sag-resistance performance.

GRID PROFILE OPTIONS

A USG DX [®]	B ⁵ USG Centricitee™ DXT™	C USG DXW™	D USG DX [®]	E USG Centricitee™ DXT™	F USG Fineline® DXF™	G USG Fineline® 1/8 DXFF™	H USG Identitee® DXI™
							

PHYSICAL DATA/ FOOTNOTES

Product literature
Data sheet: SC2565

ASTM E1264 classification
ASTM E1264-22 Type III, Form 2, Pattern C & E
ASTM E1264-23 Type A, Form A1.2, Pattern C & E

ASTM E84 and CAN/ULC S102 surface-burning characteristics
Class A
Flame spread: 25 or less
Smoke developed: 50 or less

Weight
0.850 lb./sq. ft.

Online tools
usgdesignstudio.com or cgcdesignstudio.com

Thermal resistance
R-1.8 (7/8" panels)

Maximum backloading
See USG 30-Year Limited System Warranty Commercial Applications (SC2102).

Maintenance
Panels can be cleaned easily with a soft brush or vacuum.

Metric sizes available
Contact sales for minimum quantities and lead times.

Notes

- For details, see USG Sustainability tool at usgdesignstudio.com or cgcdesignstudio.com.
- LR values are shown as averages.
- For details, see USG 30-Year Limited System Warranty Commercial Applications (SC2102).
- No Flat Black or "Deeptones" are available on any reveal edge USG Radar™ panel.
- Maximum 2'x2' with SQ edge panels.

Notice

The information in this document is subject to change without notice. CGC Inc. or USG Corp. assumes no responsibility for any errors that may inadvertently appear in this document.

SC2565/rev. 8-23
© 2023 USG Corporation and/or its affiliates. All rights reserved. Printed in USA


Manufactured by
USG Interiors, LLC
550 West Adams Street
Chicago, IL 60661

The trademarks USG, CGC, CENTRICITEE, CLIMAPLUS, DONN, DX, DXF, DXFF, DXI, DXT, DXW, FINELINE, IDENTITEE, RADAR, IT'S YOUR WORLD, BUILD IT., the USG/CGC logo, the design elements and colors, and related marks are trademarks of USG Corporation or its affiliates.

Safety First! Follow good safety/industrial hygiene practices during installation. Wear appropriate personal protective equipment. Read SDS and literature before specification and installation.



USG RENDITIONS™ ANIMATIONS ACOUSTICAL PANELS



USG Renditions™ Acoustical Panels with Paws Pattern/
USG Donn® Brand DX®
Acoustical Suspension System

FEATURES AND BENEFITS

- Computer-generated, face-routed designs combined with the beautiful fine texture of USG Eclipse™ or Frost™ Acoustical Panels.
- Numbered ceiling panels match shop drawings for easy installation.
- Custom designs are available.
- All panels available in Flat White. USG Frost™ panels available in Standard, Advantage, Premium and custom colors.
- Ceiling panels can be made from your sketches, AutoCAD® or Revit® drawings.

APPLICATIONS

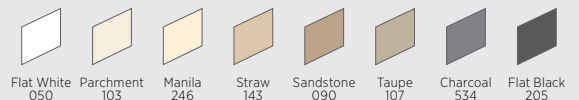
- Childcare
- Educational
- Healthcare
- Theme and whimsical areas

SUBSTRATES


- Wet-formed mineral fiber (USG Eclipse™)
- Cast mineral fiber (USG Frost™)

TO ORDER SAMPLES, GO TO USG.COM OR CGCINC.COM

STANDARD COLORS



ADVANTAGE COLORS



PREMIUM COLORS



USG RENDITIONS™ ANIMATIONS ACOUSTICAL PANELS

ORDER SAMPLES/LITERATURE
USG: usg.com or samplitt@usg.com
CGC: contact Sales Representative


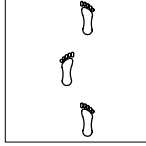


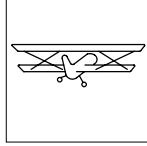


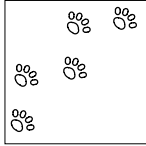


TECHNICAL SERVICES
800 USG.4YOU (874-4968)

**FOR MOST UP-TO-DATE
TECHNICAL INFORMATION
AND LEED REPORT TOOL**
usgdesignstudio.com
cgcdesignstudio.com

PRODUCT INFORMATION

Fire Rating	Color ²	Typical Sizes	Available Panels and Edges					
Class A	All panels available in Flat White. USG Frost™ panels available in Standard, Advantage, Premium and custom colors.	2'x2'		SQ	SLT	SLB	FL	FLB
			USG Eclipse™	•	•	—	•	—
			USG Frost™	—	—	•	•	•

PATTERNS¹

Aquarium Five-Panel Series	Barefootin' 12-Panel Series	Blocks 13-Panel Series	Fast Food Six-Panel Series	Flying Things 13-Panel Series
				
Leaves 13-Panel Series	Night Sky Eight-Panel Series	Paws 29-Panel Series	Railway 26-Panel Series	Stuffed Animals Four-Panel Series
				

PHYSICAL DATA/ FOOTNOTES

Product literature
Data sheet: IC327

Online tools
usgdesignstudio.com or cgcdesignstudio.com

Notes

- For all panels in each of the series in PDF, AutoCAD® or Revit®, contact your local USG sales rep.
- See Colors selector for more information.

Notice

Panels with USG Renditions™ face routing do not carry USG ClimaPlus™ nonsag limited system warranty. Refer to standard commercial ceilings systems warranty.

AutoCAD and Revit are trademarks of Autodesk Inc.

Notice

The information in this document is subject to change without notice. CGC Inc. or USG Corp. assumes no responsibility for any errors that may inadvertently appear in this document.


IC327/rev. 6-22
© 2022 USG Corporation and/or its affiliates. All rights reserved. Printed in USA

Manufactured by
USG Interiors, LLC
550 West Adams Street
Chicago, IL 60661

The trademarks USG, CGC, CLIMAPLUS, DONN, DX, ECLIPSE, FROST, RENDITIONS, IT'S YOUR WORLD, BUILD IT., the USG/CGC logo, the design elements and colors, and related marks are trademarks of USG Corporation or its affiliates.

Safety First! Follow good safety/industrial hygiene practices during installation. Wear appropriate personal protective equipment. Read SDS and literature before specification and installation.

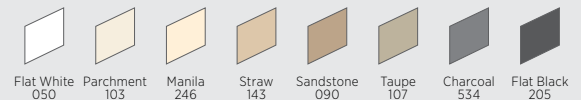
USG RENDITIONS™ BOUNDARIES ACOUSTICAL PANELS




USG Renditions™ Acoustical Panels
with Boundaries Pattern/
USG Frost™ Acoustical Panels/
USG Donn® Brand Centricitee™
DXT™ Acoustical Suspension System

TO ORDER SAMPLES, GO TO USG.COM OR CGCINC.COM

STANDARD COLORS



ADVANTAGE COLORS



PREMIUM COLORS



FEATURES AND BENEFITS

- Computer-generated, face-routed designs combined with the beautiful fine texture of USG Eclipse™ or Frost™ Acoustical Panels.
- Numbered ceiling panels match shop drawings for easy installation.
- Available in Square, Finline and Shadowline edges.
- Custom designs available.
- All panels available in Flat White. USG Frost™ panels available in Standard, Advantage, Premium and custom colors.
- Ceiling panels can be made from your sketches, AutoCAD® or Revit® drawings.

APPLICATIONS

- Educational
- Healthcare
- Retail space
- Theme and whimsical areas

SUBSTRATES

- Wet-formed mineral fiber (USG Eclipse™)
- Cast mineral fiber (USG Frost™)

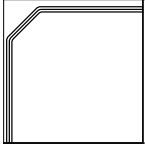
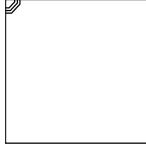
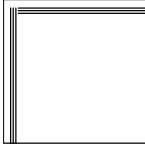
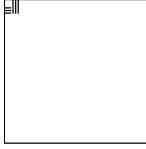



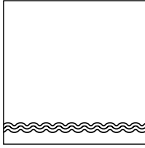






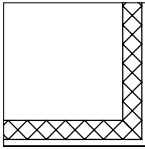
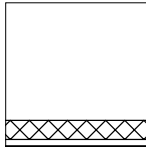
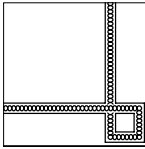
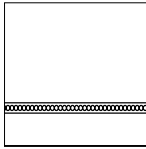
USG RENDITIONS™ BOUNDARIES ACOUSTICAL PANELS

ORDER SAMPLES/LITERATURE
USG: usg.com or samplitt@usg.com
CGC: contact Sales Representative
TECHNICAL SERVICES
800 USG.4YOU (874-4968)

FOR MOST UP-TO-DATE
**TECHNICAL INFORMATION
AND LEED REPORT TOOL**
usgdesignstudio.com
cgcdesignstudio.com

PRODUCT INFORMATION

PATTERNS¹

Fire Rating	Color ²	Typical Sizes	Available Panels and Edges					
Class A	All panels available in Flat White. USG Frost™ panels available in Standard, Advantage, Premium and custom colors.	2'x2'		SQ	SLT	SLB	FL	FLB
			USG Eclipse™	•	•	—	•	—
			USG Frost™	—	—	•	•	•
USG Renditions™ I Outside Corner		USG Renditions™ I Inside Corner		USG Renditions™ II Outside Corner		USG Renditions™ II Inside Corner		
								
USG Renditions™ III Outside Corner		USG Renditions™ III Inside Corner		Straight Line				
								
Curls-S		Curls-SE		Deco-SE		Deco-S		
								
Dentil-2		Dentil-SE		Dentil-S				
								
Diagonal-SE		Diagonal-S		Tara-SE		Tara-S		
								

Product literature
Data sheet: IC332

Online tools
usgdesignstudio.com or cgcdesignstudio.com

Notes

- For all panels in each of the series in PDF, AutoCAD® or Revit®, visit usgdesignstudio.com or cgcdesignstudio.com.
- See Colors selector for more information.

Notice

Panels with USG Renditions™ face routing do not carry the USG ClimaPlus™ nonsag limited system warranty. Refer to standard commercial ceilings systems warranty.

PHYSICAL DATA/ FOOTNOTES

AutoCAD and Revit are trademarks of Autodesk Inc.

Notice

The information in this document is subject to change without notice. CGC Inc. or USG Corp. assumes no responsibility for any errors that may inadvertently appear in this document.


IC332/rev. 6-22
© 2022 USG Corporation and/or its affiliates. All rights reserved. Printed in USA

Manufactured by
USG Interiors, LLC
550 West Adams Street
Chicago, IL 60661

The trademarks USG, CGC, CENTRICITEE, CLIMAPLUS, DONN, DXT, ECLIPSE, FROST, RENDITIONS, IT'S YOUR WORLD. BUILD IT., the USG/CGC logo, the design elements and colors, and related marks are trademarks of USG Corporation or its affiliates.

Safety First! Follow good safety/industrial hygiene practices during installation. Wear appropriate personal protective equipment. Read SDS and literature before specification and installation.

USG RENDITIONS™ CUSTOM ACOUSTICAL PANELS



USG Renditions™ Acoustical Panels with Custom Pattern/
USG Frost™ Acoustical Panels/
USG Donn® Brand Centricitee™ DXT™ Acoustical Suspension System

TO ORDER SAMPLES, GO TO USG.COM OR CGCINC.COM

FEATURES AND BENEFITS

- Computer-generated, face-routed designs combined with the beautiful fine texture of USG Eclipse™ or Frost™ Acoustical Panels.
- Custom patterns allow a unique ceiling statement.
- Numbered ceiling panels match shop drawings for easy installation.
- Available in Square, Finline and Shadowline edges.
- Ceiling panels can be made from your sketches, AutoCAD® or Revit® drawings.
- All panels available in Flat White. USG Frost™ panels available in Standard, Advantage, Premium and custom colors.

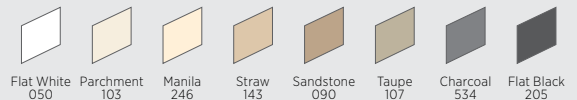
APPLICATIONS

- Educational
- Healthcare
- Retail space
- Theme and whimsical areas


SUBSTRATES

- Wet-formed mineral fiber (USG Eclipse™)
- Cast mineral fiber (USG Frost™)

STANDARD COLORS



ADVANTAGE COLORS



PREMIUM COLORS



USG RENDITIONS™ CUSTOM ACOUSTICAL PANELS

ORDER SAMPLES/LITERATURE
 USG: usg.com or sampllit@usg.com
 CGC: contact Sales Representative




TECHNICAL SERVICES
 800 USG.4YOU (874-4968)

FOR MOST UP-TO-DATE TECHNICAL INFORMATION AND LEED REPORT TOOL
usgdesignstudio.com
cgcdesignstudio.com

PRODUCT INFORMATION

Fire Rating	Color ²	Typical Sizes	Available Panels and Edges					
Class A	All panels are available in Flat White. USG Frost™ panels are available in Standard, Advantage, Premium and custom colors.	2'x2'		SQ	SLT	SLB	FL	FLB
			USG Eclipse™	•	•	—	•	—
			USG Frost™	—	—	•	•	•

PATTERNS¹

Crystal	Square to Square	Custom Logo
		

PHYSICAL DATA/ FOOTNOTES

Product literature Data sheet: IC356	Notes 1. For all panels in each of the series in PDF, AutoCAD® or Revit®, visit usgdesignstudio.com or cgcdesignstudio.com .	Notice Panels with USG Renditions™ face routing do not carry the USG ClimaPlus™ nonsag limited system warranty. Refer to standard commercial ceilings systems warranty.
Online tools usgdesignstudio.com or cgcdesignstudio.com	2. See Colors selector for more information.	

AutoCAD and Revit are trademarks of Autodesk Inc.

Notice
 The information in this document is subject to change without notice. CGC Inc. or USG Corp. assumes no responsibility for any errors that may inadvertently appear in this document.

IC356/rev. 6-22
 © 2022 USG Corporation and/or its affiliates. All rights reserved. Printed in USA

Manufactured by
 USG Interiors, LLC
 550 West Adams Street
 Chicago, IL 60661

The trademarks USG, CGC, CENTRICITEE, CLIMAPLUS, DONN, DXT, ECLIPSE, FROST, RENDITIONS, IT'S YOUR WORLD. BUILD IT., the USG/CGC logo, the design elements and colors, and related marks are trademarks of USG Corporation or its affiliates.

Safety First! Follow good safety/industrial hygiene practices during installation. Wear appropriate personal protective equipment. Read SDS and literature before specification and installation.



USG SANDRIFT™ ACOUSTICAL PANELS

CLIMAPLUS™ PERFORMANCE



USG Sandrift™ Acoustical Panels with ClimaPlus™ Performance, and USG Donn® Brand DX® Acoustical Suspension System

FEATURES AND BENEFITS

- Uniquely textured cast product with durable surface that resists scrapes commonly caused by accessing the ceiling plenum.
- Integral color masks nicks and scratches.
- Optional Firecode® product designed to meet life-safety codes.
- ClimaPlus™ 30-year limited system warranty against visible sag, mold and mildew.
- USDA Certified Biobased Product.⁶
- VOC emissions meet CA Specification 01350.
- Balanced Acoustics. NRC and CAC.
- USG Sandrift™ Acoustical Panels are part of the Ecoblueprint™ portfolio — meeting today's sustainability standards. For sustainability documentation go to USG.com or CGCInc.com.

APPLICATIONS

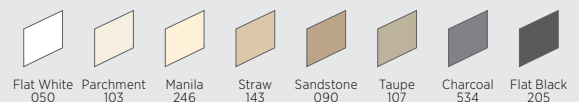
- Conference and lobby areas
- Department stores
- Entertainment and gaming areas
- Executive offices
- Restaurants

SUBSTRATE


- Cast mineral fiber

TO ORDER SAMPLES, GO TO USG.COM OR CGCINC.COM

STANDARD COLORS



ADVANTAGE COLORS



PREMIUM COLORS



USG SANDRIFT™ ACOUSTICAL PANELS

CLIMAPLUS™ PERFORMANCE

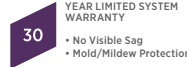
ORDER SAMPLES/LITERATURE
 USG: usg.com or samplrt@usg.com
 CGC: contact Sales Representative

TECHNICAL SERVICES
 800.USG.4YOU (874-4968)

FOR MOST UP-TO-DATE
 TECHNICAL INFORMATION
 AND LEED REPORT TOOL
 usgdesignstudio.com
 cgcdesignstudio.com



PRODUCT CERTIFIED
 FOR LOW CHEMICAL
 EMISSIONS:
 ULCOM/GG
 UL 2818



USG SANDRIFT™ PANELS

USG SANDRIFT™ BASIC PANELS

Edge	Panel Size	Fire Rating ²	Item No.	NRC	CAC Min.	LR ³	Color ⁵	Grid Options	VOC Emissions	Anti-Mold & Mildew/Sag Resistance	Abuse Resistant	Recycled Content ¹	Panel Cost
SL	2'x2'x3/4" Paper-Back	Class A	808	0.70	38	0.83	White Standard Advantage Premium	A	Low			69%	\$\$\$
FL	2'x2'x3/4" Paper-Back	Class A	809	0.70	38	0.83	White Standard Advantage Premium	C,D,E,F	Low			69%	\$\$\$
SL	2'x2'x3/4" Paper-Back	Class A	815	0.55	35	0.83	White	B	Low	—		71%	\$\$\$

Low Emissions (VOC)

Third party (GREENGUARD Gold) certified for low-emitting performance, meets California Department of Public Health's (CDPH) Standard Method v1.2 - 2017 (CA Section 01350). 'Certificates of Compliance' for Low VOC Emissions are available on usg.com and at spot.ul.com.

ClimaPlus™ Warranty Performance⁴

Contains a broad-spectrum antimicrobial additive on the face and back of the panel that provides resistance against the growth of mold and mildew. Includes sag-resistance performance.

High Recycled Content

USG classifies High Recycled Content as greater than 50%. Total recycled content is based on product composition of postconsumer and preconsumer (postindustrial) recycled content per FTC guidelines.

Firecode®

Abuse Resistant

GRID PROFILE OPTIONS

A USG DX*	B USG DXL™	C USG Centricitee™ DXT™	D USG Finline® DXF™	E USG Finline® 1/8 DXFF™	F USG Identitee® DXI™

PHYSICAL DATA/ FOOTNOTES

Product literature
 Data sheet: SC1841

ASTM E1264 classification
 ASTM E1264-22 Type III, Form 4, Pattern Z
 ASTM E1264-23 Type A, Form A1.4, Pattern Z

ASTM E84 and CAN/ULC S102 surface-burning characteristics
 Class A
 Flame spread: 25 or less
 Smoke developed: 50 or less

UL Type
 AP, AP-1, AP-2, AP-3

Weight
 1.55 lb./sq. ft. (Class A)
 1.72 lb./sq. ft. (Firecode® weight)

Online tools
 usgdesignstudio.com or cgcdesignstudio.com

Thermal resistance
 R-1.7 (Class A)
 R-1.3 (Firecode®)

Maximum backloading
 See USG 30-Year Limited System Warranty Commercial Applications (SC2102).

Texture
 The manufacturing process for cast ceiling panels creates natural, subtle texture variations, which is a distinguishing feature of these products. Because of potential variances between production dates, we recommend ordering and installing cast products by production lot number.

Maintenance
 Can be cleaned easily with a soft brush or vacuum.

- Notes**
- For details, see USG Sustainability tool at usgdesignstudio.com or cgcdesignstudio.com.
 - Firecode® products are approved for use in fire-resistance rated UL designs, where the designs allow for the UL Type Designation.
 - LR values are shown as averages.
 - For details, see USG 30-Year Limited System Warranty Commercial Applications (SC2102).
 - To highlight the unique texture of USG Sandrift™ Acoustical Panels with ClimaPlus™ Performance, choose light colors. See Colors selector for more information.
 - This product has achieved both BioPreferred initiatives: Federal Procurement Preference and Certified Product Labeling. See the complete listing of all USG ceiling panels on biopreferred.gov website.

Notice

The information in this document is subject to change without notice. CGC Inc. or USG Corp. assumes no responsibility for any errors that may inadvertently appear in this document.

SC1841/rev. 8-23
 © 2023 USG Corporation and/or its affiliates. All rights reserved. Printed in USA

Manufactured by
 USG Interiors, LLC
 550 West Adams Street
 Chicago, IL 60661


The trademarks USG, CGC, CENTRICITEE, CLIMAPLUS, DONN, DX, DXF, DXFF, DXI, DXL, DXT, FINELINE, FIRECODE, IDENTITEE, SANDRIFT, IT'S YOUR WORLD. BUILD IT., the USG/CGC logo, the design elements and colors, and related marks are trademarks of USG Corporation or its affiliates.

Safety First! Follow good safety/industrial hygiene practices during installation. Wear appropriate personal protective equipment. Read SDS and literature before specification and installation.



USG SHEETROCK® BRAND LAY-IN GYPSUM CEILING PANELS

CLIMAPLUS™ PERFORMANCE



USG Sheetrock® Brand
Lay-In Gypsum Ceiling Panel
with ClimaPlus™ Performance/
USG Donn® Brand ZXLA™ Acoustical
Suspension System

TO ORDER SAMPLES, GO TO USG.COM OR CGCINC.COM



Flat White
050

FEATURES AND BENEFITS

- USG Clean Room™ panels have a vinyl-laminated face with sealed back and edges for use in cleanroom environments up to Class 100/ISO 5.
- Washable and scrubbable finish—impact and scratch resistant.
- USDA Certified Biobased Product.⁷
- Panels meet USDA/FSIS requirements for food processing areas.
- ClimaPlus™ 30 year limited system warranty against visible sag.

APPLICATIONS

- Kitchens and food preparation areas
- Restrooms and utility areas
- Locker rooms
- Parking garages
- Exterior protected soffits

SUBSTRATE

- Gypsum panel

Smooth-Textured Panel - Vinyl

USG SHEETROCK® BRAND LAY-IN GYPSUM CEILING PANELS

CLIMAPLUS™ PERFORMANCE

ORDER SAMPLES/LITERATURE
 USG: usg.com or samplitt@usg.com
 CGC: contact Sales Representative

TECHNICAL SERVICES
 800 USG.4YOU (874-4968)

FOR MOST UP-TO-DATE TECHNICAL INFORMATION AND LEED REPORT TOOL
 usgdesignstudio.com
 cgcdesignstudio.com



PRODUCT CERTIFIED FOR LOW CHEMICAL EMISSIONS:
 ULCOM/GG
 UL2818



30 YEAR LIMITED SYSTEM WARRANTY
 • No Visible Sag
 • Mold/Mildew Protection



10 YEAR AVAILABILITY 3270



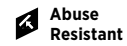
USG SHEETROCK® BRAND LAY-IN CEILING PANEL

USG SHEETROCK® BRAND LAY-IN CEILING PANEL CLEAN ROOM™ 5

Edge	Panel Size	Fire Rating ²	Item No.	NRC ⁴	CAC Min.	LR ³	Color	Abuse Resistant	Grid Options	VOC Emissions	Recycled Content ¹	Panel Cost
SQ	2'x2'x1/2"		3260	-	35	0.77	White		A, B, C, D	Low	8%	\$
	2'x4'x1/2"		3270	-	40	0.77	White		A, B, C, D	Low	8%	\$
SQ	2'x4'x1/2"		3200	-	40	0.77	White		A, B, C, D	Low	8%	\$\$

Low Emissions (VOC)

Third party (GREENGUARD Gold) certified for low-emitting performance, meets California Department of Public Health's (CDPH) Standard Method v1.2 - 2017 (CA Section 01350). 'Certificates of Compliance' for Low VOC Emissions are available on usg.com and at spot.ul.com.



GRID PROFILE OPTIONS

A USG DXL™	B USG DXLA™	C USG ZXLA™	D ⁶ USG CE™

PHYSICAL DATA/ FOOTNOTES

Product literature
 Data sheet: SC1820

ASTM E1264 classification
 ASTM E1264-22 Type XX, Pattern G
 ASTM E1264-23 Type G, Form G2, Pattern G

ASTM E84 and CAN/ULC S102 surface-burning characteristics
 Class A
 Flame spread: 25 or less
 Smoke developed: 50 or less

UL Type
 FC-CB

Weight
 1/2" = 2.00 lb./sq. ft.

Online tools
 usgdesignstudio.com or cgcdesignstudio.com

Thermal resistance
 1/2" = R-0.45

Maximum backloading
 See USG 30-Year Limited System Warranty Commercial Applications (SC2102).

Maintenance
 Can be cleaned easily with a damp sponge. Use mild detergent and water—do not use acetate, ammonia or high concentration of chlorine, bromide or other harsh chemicals.

Application considerations
 Product is directional. Install with all manufactured edges parallel and in the same direction.

Notes

- For details, see USG Sustainability tool at usgdesignstudio.com or cgcdesignstudio.com.
- Firecode® products are approved for use in fire-resistance rated UL designs, where the designs allow for the UL Type Designation.
- LR values are shown as averages.
- NRC rating is 0.10. USG does not consider a ceiling panel to be acoustically rated if NRC is less than 0.50.
- Field-cut edges of USG Clean Room™ panels must be sealed with white latex paint.
- Clean Room-rated applications require a suspension system with gasketed tee flanges such as USG Donn® Brand CE™.
- This product has achieved both BioPreferred initiatives: Federal Procurement Preference and Certified Product Labeling. See the complete listing of all USG ceiling panels on biopreferred.gov website.

Notice

The information in this document is subject to change without notice. CGC Inc. or USG Corp. assumes no responsibility for any errors that may inadvertently appear in this document.

SC1820/rev. 8-23
 © 2023 USG Corporation and/or its affiliates. All rights reserved.
 Printed in USA

Manufactured by
 United States Gypsum Company
 550 West Adams Street
 Chicago, IL 60661

The trademarks USG, CGC, CE, CLEAN ROOM, CLIMAPLUS, DONN, DXL, DXLA, FIRECODE, SHEETROCK, ZXLA, IT'S YOUR WORLD, BUILD IT., the USG/CGC logo, the design elements and colors, and related marks are trademarks of USG Corporation or its affiliates.

Safety First! Follow good safety/industrial hygiene practices during installation. Wear appropriate personal protective equipment. Read SDS and literature before specification and installation.



USG TOUCHSTONE™ ACOUSTICAL PANELS

CLIMAPLUS™ PERFORMANCE

USG Touchstone™ Acoustical Panels with ClimaPlus™ Performance, and USG Donn® Brand DX® Acoustical Suspension System

TO ORDER SAMPLES, GO TO USG.COM OR CGCINC.COM



Flat White
050

FEATURES AND BENEFITS

- Panels are scuff and abuse resistant and can withstand day-to-day activity in high traffic areas.
- ClimaPlus™ 30-year limited system warranty against visible sag, mold and mildew.
- Firecode® product designed to meet life-safety codes.

APPLICATIONS

- Schools
- General offices
- Retail stores

SUBSTRATE

- Wet-formed mineral fiber

Medium-Textured Panel

USG TOUCHSTONE™ ACOUSTICAL PANELS

CLIMAPLUS™ PERFORMANCE

ORDER SAMPLES/LITERATURE
 USG: usg.com or samplitt@usg.com
 CGC: contact Sales Representative

TECHNICAL SERVICES
 800 USG.4YOU (874-4968)

FOR MOST UP-TO-DATE TECHNICAL INFORMATION AND LEED REPORT TOOL
 usgdesignstudio.com
 cgcdesignstudio.com



PRODUCT CERTIFIED FOR LOW CHEMICAL EMISSIONS:
 ULCOM/GG
 UL2818

30 YEAR LIMITED SYSTEM WARRANTY
 • No Visible Sag
 • Mold/Mildew Protection

UL Classified

Edge	Panel Size	Fire Rating ²	Item No.	NRC	CAC Min.	LR ³	Color	Grid Options	VOC Emissions	Anti-Mold & Mildew/Sag Resistance	Abuse Resistant	Recycled Content ¹	Panel Cost
SQ 	2'x2'x5/8"		5893	0.55	35	0.86	White	A,B	Low			47%	\$\$
	2'x4'x5/8"		5894	0.55	35	0.86	White	A	Low			47%	\$\$
SLT 	2'x2'x5/8"		5896	0.55	35	0.86	White	C	Low			47%	\$\$

Low Emissions (VOC)
 Third party (GREENGUARD Gold) certified for low-emitting performance, meets California Department of Public Health's (CDPH) Standard Method v1.2 - 2017 (CA Section 01350). 'Certificates of Compliance' for Low VOC Emissions are available on usg.com and at spot.ul.com.

ClimaPlus™ Warranty Performance⁴
 Contains a broad-spectrum antimicrobial additive on the face and back of the panel that provides resistance against the growth of mold and mildew. Includes sag-resistance performance.

Firecode®
Abuse Resistant

GRID PROFILE OPTIONS

A USG DXL™	B ⁵ USG Centricitee™ DXLT™	C USG DXL™	D USG Centricitee™ DXLT™	E USG Finline® DXLF™

PHYSICAL DATA/ FOOTNOTES

Product literature
 Data sheet: SC2214

ASTM E1264 classification
 ASTM E1264-22 Type III, Form 2, Pattern C, E, & I
 ASTM E1264-23 Type A, Form A1.2, Pattern C, E, & I

ASTM E84 and CAN/ULC S102 surface-burning characteristics
 Class A
 Flame spread: 25 or less
 Smoke developed: 50 or less

UL Type
 FR-85

Weight
 1.09 lb./sq. ft.

Online tools
 usgdesignstudio.com or cgcdesignstudio.com

Thermal resistance
 R-1.6

Maximum backloading
 See USG 30-Year Limited System Warranty Commercial Applications (SC2102).

Maintenance
 Can be cleaned easily with a soft brush or vacuum.

Metric sizes available
 Contact sales for minimum quantities and lead times.

Notes

- For details, see USG Sustainability tool at usgdesignstudio.com or cgcdesignstudio.com.
- Firecode® products are approved for use in fire-resistance rated UL designs, where the designs allow for the UL Type Designation.
- LR values are shown as averages.
- For details, see USG 30-Year Limited System Warranty Commercial Applications (SC2102).
- Maximum 2'x2' with SQ edge panels.

Notice
 The information in this document is subject to change without notice. CGC Inc. or USG Corp. assumes no responsibility for any errors that may inadvertently appear in this document.

SC2214/rev. 8-23
 © 2023 USG Corporation and/or its affiliates. All rights reserved. Printed in USA

Manufactured by USG Interiors, LLC
 550 West Adams Street
 Chicago, IL 60661

The trademarks USG, CGC, CENTRICITEE, CLIMAPLUS, DONN, DXL, DXLF, DXLT, DXT, FINELINE, FIRECODE, TOUCHSTONE, IT'S YOUR WORLD. BUILD IT., the USG/CGC logo, the design elements and colors, and related marks are trademarks of USG Corporation or its affiliates.

Safety First! Follow good safety/industrial hygiene practices during installation. Wear appropriate personal protective equipment. Read SDS and literature before specification and installation.



USG LOGIX™
INTEGRATED CEILING SYSTEM



USG Halcyon™ Logix™ Acoustical Panels
Mutal Medical
Architect: Bialosky Architects
Photo: ©Christian Phillips Photography

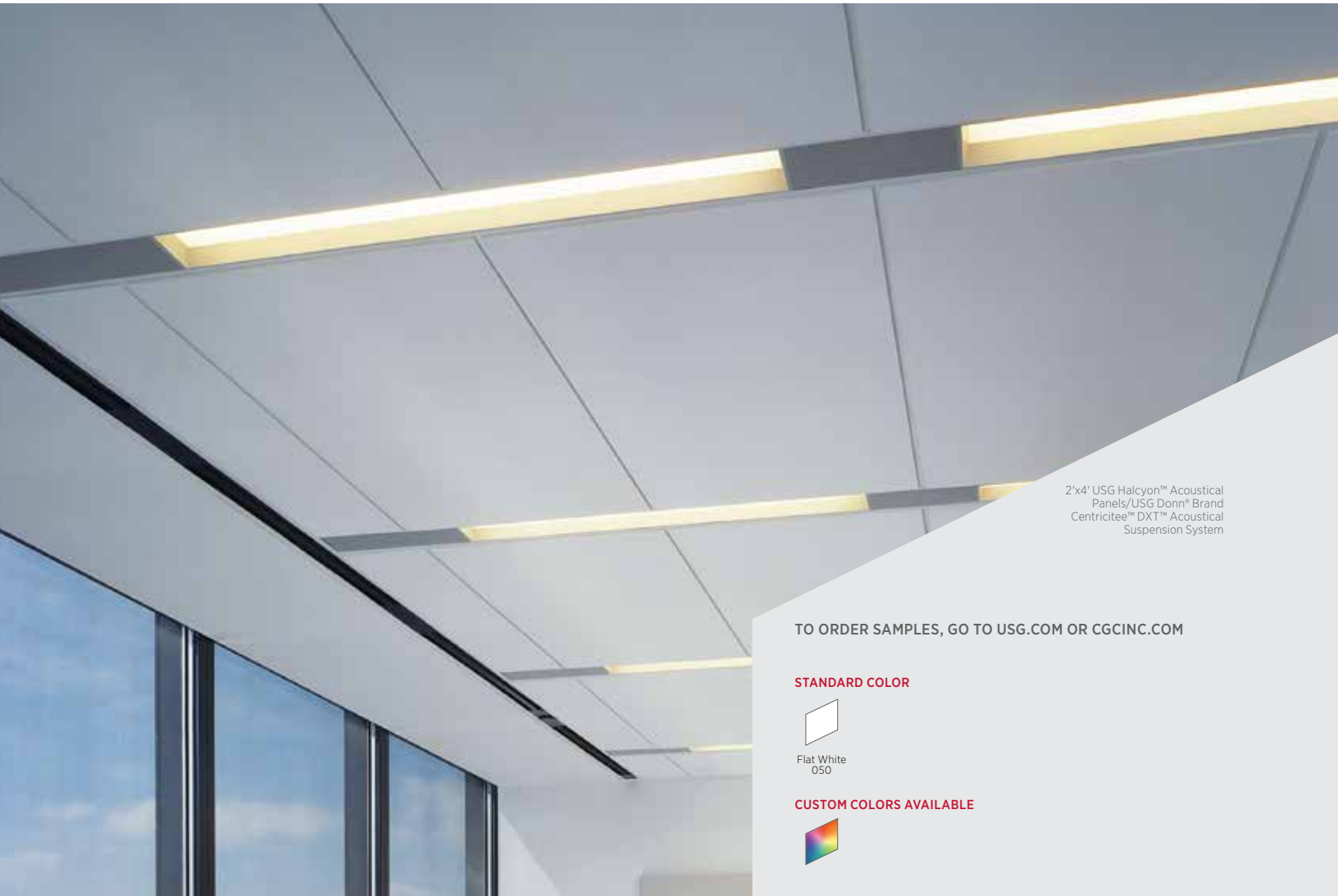
MODERN DESIGN MEETS FORWARD THINKING

The inventive USG Logix™ Integrated Ceiling System combines the best of aesthetics and performance by transforming the ceiling plane into a dramatic design element. Giving you the freedom to create elegant, modern and sophisticated ceilings that match your vision without the constraints of traditional acoustical ceiling designs.

To learn more, visit usg.com/logix

USG LOGIX™

SUSPENSION SYSTEMS, ACCESSORIES, USG PANZ® METAL PANELS
AND CONNECTOR PANELS



2'x4' USG Halcyon™ Acoustical
Panels/USG Donn® Brand
Centricitee™ DXT™ Acoustical
Suspension System

FEATURES AND BENEFITS

- Compatible with USG Logix™ Integrated System.
- Monolithic, structured ceiling visual using standard components.
- Designed to be compatible with a wide selection of 4", 6" and 12" utilities.
- Narrow-profile USG Donn® Brand Centricitee™ 9/16" DXT™ exposed grid system offers clean aesthetic.
- Concentrate utilities on narrow 4", 6" and 12" channels.
- Wide variety of connector panels offers many options, allowing the freedom to transform the utilities into dramatic design elements.
- The USG Logix™ yoke is compatible with all Imperial and Metric utility channel options and with a wide selection of 4", 6" and 12" Luminaires.

APPLICATIONS

- Interior Applications
- Wall to Wall Ceilings
- Sloped Ceilings
- New Construction

TO ORDER SAMPLES, GO TO USG.COM OR CGCINC.COM

STANDARD COLOR

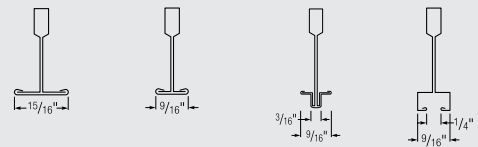


Flat White
050

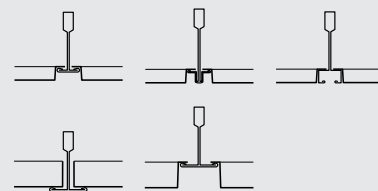
CUSTOM COLORS AVAILABLE



PROFILE



EDGE DETAIL



USG LOGIX™ SUSPENSION SYSTEMS

USG DONN® BRAND DX® AND CENTRICITEE™ DXT™ SYSTEMS (IMPERIAL)

ORDER SAMPLES/LITERATURE
 USG: usg.com or samplrt@usg.com
 CGC: contact Sales Representative

TECHNICAL SERVICES
 800.USG.4YOU (874-4968)

FOR MOST UP-TO-DATE TECHNICAL INFORMATION AND LEED REPORT TOOL
 usgdesignstudio.com
 cgcdesignstudio.com



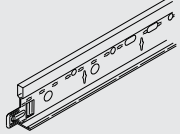
System meets or exceeds load compliance specifications per ASTM C635



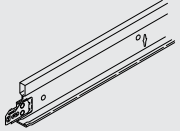
HIGH RECYCLED CONTENT

USG DONN® BRAND DX® 15/16" TEE SYSTEM

Main Tee

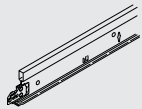


Cross Tee

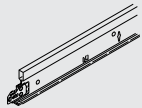


USG DONN® BRAND CENTRICITEE™ DXT™ 9/16" TEE SYSTEM

Main Tee



Cross Tee



ASTM Class	Length	Height	Item No.	Description				
Intermediate Duty	144"	1.64"	DX24	USG Donn® Brand DX® Main Tee with CT hole, 6" o.c. USG Donn® Brand DX® Main Tee with 4" paired CT holes, 48" o.c. USG Donn® Brand DX® Main Tee with 4" paired CT holes, for 46", 48", 46" Large Panels USG Donn® Brand DX® Main Tee with 6" paired CT holes, for 46", 48", 46" Large Panels USG Donn® Brand DX® Main Tee with 4" paired CT holes, for 72" Large Panels				
			DX24SP101					
			DX24SP104					
			DX24SP106					
			DX24SP110					
			DX24SP102					
	120"	1.64"	DX24SP102	USG Donn® Brand DX® Main Tee with 4" paired CT holes, 30" o.c. USG Donn® Brand DX® Main Tee with 6" paired CT holes, 60" o.c.				
			DX24SP109					
			104"		1.64"	DX24SP103	USG Donn® Brand DX® Main Tee with 4" paired CT holes, 52" o.c.	
			128"		1.64"	DX24SP107	USG Donn® Brand DX® Main Tee with 4" paired CT holes, 64" o.c.	
100"	1.64"	DX24SP108	USG Donn® Brand DX® Main Tee with 4" paired CT holes, 100" o.c.					
96"	1.64"	DX24SP105	USG Donn® Brand DX® Main Tee with 6" paired CT holes, 21" o.c.					
Intermediate Duty	21"	1-1/2"	DX2116	21" USG Donn® Brand DX® Cross Tee				
			DX216					
			DX2216					
			DX2816					
			DX3016					
			DX422					
			DX4416					
			DXL524					
			DX5616					
			DX624					
			DX824					
			Intermediate Duty		144"	1-1/2"	DXT24	USG Donn® Brand Centricitee™ DXT™ Main Tee with CT hole, 6" o.c. USG Donn® Brand Centricitee™ DXT™ Main Tee with 4" paired CT holes, 48" o.c. USG Donn® Brand Centricitee™ DXT™ Main Tee with 4" paired CT holes, for 46", 48", 46" Large Panels USG Donn® Brand Centricitee™ DXT™ Main Tee with 6" paired CT holes, for 46", 48", 46" Large Panels USG Donn® Brand Centricitee™ DXT™ Main Tee with 4" paired CT holes, for 72" Large Panels
							DXT24SP101	
DXT24SP104								
DXT24SP106								
DXT24SP110								
DXT24SP102								
120"	1-1/2"	DXT24SP102		USG Donn® Brand Centricitee™ DXT™ Main Tee with 4" paired CT holes, 30" o.c. USG Donn® Brand Centricitee™ DXT™ Main Tee with 6" paired CT holes, 60" o.c.				
		DXT24SP109						
		104"			1-1/2"	DXT24SP103	USG Donn® Brand Centricitee™ DXT™ Main Tee with 4" paired CT holes, 52" o.c.	
		128"			1-1/2"	DXT24SP107	USG Donn® Brand Centricitee™ DXT™ Main Tee with 4" paired CT holes, 64" o.c.	
100"	1-1/2"	DXT24SP108	USG Donn® Brand Centricitee™ DXT™ Main Tee with 4" paired CT holes, 100" o.c.					
96"	1-1/2"	DXT24SP105	USG Donn® Brand Centricitee™ DXT™ Main Tee with 6" paired CT holes, 21" o.c.					
Intermediate Duty	21"	1-1/2"	DXT2122	21" USG Donn® Brand Centricitee™ DXT™ Cross Tee				
			DXT222					
			DXT2222					
			DXT2822					
			DXT3022					
			DXT424					
			DXT4422					
			DXT524					
			DXT5622					
			DXT624					
			DXT824					

Low Emissions (VOC)
 CDPH 01350 v1.2-2017 compliance on select finishes, see usg.com for more details and documentation.

High Recycled Content
 USG classifies High Recycled Content as greater than 50%. Total recycled content is based on product composition of postconsumer and preconsumer (postindustrial) recycled content per FTC guidelines.

USG LOGIX™ SUSPENSION SYSTEMS

USG DONN® BRAND IDENTITEE® DXI™ (IMPERIAL) AND DXF™ (METRIC) SYSTEMS

ORDER SAMPLES/LITERATURE
USG: usg.com or samplit@usg.com
CGC: contact Sales Representative

FOR MOST UP-TO-DATE
TECHNICAL INFORMATION
AND LEED REPORT TOOL
usgdesignstudio.com
cgcdesignstudio.com

TECHNICAL SERVICES
800.USG.4YOU (874-4968)



System meets or exceeds load compliance specifications per ASTM C635

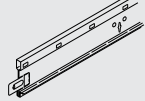


HIGH RECYCLED CONTENT

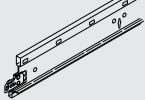
USG LOGIX™ SUSPENSION SYSTEMS - IMPERIAL

USG DONN® BRAND IDENTITEE® DXI™ 9/16" TEE SYSTEM

Main Tee

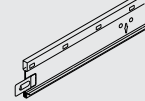


Cross Tee

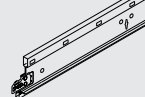


USG DONN® BRAND FINELINE™ DXF™ 9/16" TEE SYSTEM

Main Tee



Cross Tee



ASTM Class	Length	Height	Item No.	Description				
Intermediate Duty	144"	1-13/16"	DXI24	USG Donn® Brand Identitee® DXI™ Main Tee with CT hole, 6" o.c.				
			DXI24SP101	USG Donn® Brand Identitee® DXI™ Main Tee with 4" paired CT holes, 48" o.c.				
			DXI24SP104	USG Donn® Brand Identitee® DXI™ Main Tee with 4" paired CT holes, for 46", 48", 46" Large Panels				
			DXI24SP106	USG Donn® Brand Identitee® DXI™ Main Tee with 6" paired CT holes, for 46", 48", 46" Large Panels				
			DXI24SP110	USG Donn® Brand Identitee® DXI™ Main Tee with 4" paired CT holes, for 72" Large Panels				
	120"	1-13/16"	DXI24SP102	USG Donn® Brand Identitee® DXI™ Main Tee with 4" paired CT holes, 30" o.c.				
			DXI24SP109	USG Donn® Brand Identitee® DXI™ Main Tee with 6" paired CT holes, 60" o.c.				
			104"	1-13/16"	DXI24SP103	USG Donn® Brand Identitee® DXI™ Main Tee with 4" paired CT holes, 52" o.c.		
					128"	1-13/16"	DXI24SP107	USG Donn® Brand Identitee® DXI™ Main Tee with 4" paired CT holes, 64" o.c.
							100"	1-13/16"
96"	1-13/16"	DXI24SP105	USG Donn® Brand Identitee® DXI™ Main Tee with 6" paired CT holes, 21" o.c.					
	21"	1-13/16"	DXI2124	21" USG Donn® Brand Identitee® DXI™ Cross Tee				
			DXI2224	22" USG Donn® Brand Identitee® DXI™ Cross Tee				
			DXI224	24" USG Donn® Brand Identitee® DXI™ Cross Tee				
			DXI2824	28" USG Donn® Brand Identitee® DXI™ Cross Tee				
			DXI3024	30" USG Donn® Brand Identitee® DXI™ Cross Tee				
			DXI424	48" USG Donn® Brand Identitee® DXI™ Cross Tee				
			DXI4424	44" USG Donn® Brand Identitee® DXI™ Cross Tee				
			DXI524	60" USG Donn® Brand Identitee® DXI™ Cross Tee				
			DXI5624	56" USG Donn® Brand Identitee® DXI™ Cross Tee				
			DXI624	72" USG Donn® Brand Identitee® DXI™ Cross Tee				
DXI824	96" USG Donn® Brand Identitee® DXI™ Cross Tee							
	144"	1-13/16"	DXF144/24S-LGX	up to 50.4%	up to 33%	12' Main Tee Notched 24" o.c. one side/c.t. holes @12" o.c. for Logix Ceiling Systems		
			DXF144/44-LGX			12' Main Tee Notched for 42" panel for Logix Ceiling Systems		
			DXF132/30-LGX	up to 50.4%	up to 33%	11' Main Tee Notched for 30" panel for Logix Ceiling Systems		
			DXF120/20S-LGX	up to 50.4%	up to 33%	DXF120/30S-LGX	10' Main Tee Notched 20" o.c. one side/c.t. holes @12" & 20" o.c. for Logix Ceiling Systems	
						DXF120/27-LGX	10' Main Tee Notched 30" o.c. one side/c.t. holes @12" & 30" o.c. for Logix Ceiling Systems	
						DXF120/54-LGX	10' Main Tee Notched for 27" panel for Logix Ceiling Systems	
						DXF120/54-LGX	10' Main Tee Notched for 54" panel for Logix Ceiling Systems	
			108"	1-13/16"	up to 50.4%	up to 33%	DXF108/24-LGX	9' Main Tee Notched for 24" panel for Logix Ceiling Systems
							DXF108/48-LGX	9' Main Tee Notched for 48" panel for Logix Ceiling Systems
			102"	1-13/16"	up to 50.4%	up to 33%	DXF102/96-LGX	8-1/2' Main Tee Notched for 96" panel for Logix Ceiling Systems
DXF102/48-LGX	8-1/2' Main Tee Notched for 48" panel for Logix Ceiling Systems							
DXF102/24-LGX	8-1/2' Main Tee Notched for 24" panel for Logix Ceiling Systems							
96"	1-13/16"	up to 50.4%	up to 33%	DXF96/30-LGX	8' Main Tee Notched for 30" panel for Logix Ceiling Systems			
78"	1-13/16"	up to 50.4%	up to 33%	DXF78/24-LGX	6-1/2' Main Tee Notched for 24" panel for Logix Ceiling Systems			
	27"	1-13/16"	up to 50.4%	up to 33%	DXF27-LGX	27" Cross Tee no Notch for Logix Ceiling Systems		
					DXF42-LGX	42" Cross Tee no Notch for Logix Ceiling Systems		
					DXF54-LGX	54" Cross Tee no Notch for Logix Ceiling Systems		
					DXF54N-LGX	54" Cross Tee, Center Notched for Logix Ceiling Systems		
60"	1-13/16"	up to 50.4%	up to 33%	DXF529S-20-LGX	5' Cross Tee Notched 20" o.c. one side for Logix Basic Ceiling Systems			

High Recycled Content

USG classifies High Recycled Content as greater than 50%. Total recycled content is based on product composition of postconsumer and preconsumer (postindustrial) recycled content per FTC guidelines.

USG LOGIX™ SUSPENSION SYSTEMS

USG DONN® BRAND CENTRICITEE™ AND IDENTITEE® DXI™ (METRIC) SYSTEMS

ORDER SAMPLES/LITERATURE
USG: usg.com or samplite@usg.com
CGC: contact Sales Representative

FOR MOST UP-TO-DATE
TECHNICAL INFORMATION
AND LEED REPORT TOOL
usgdesignstudio.com
cgcdesignstudio.com

TECHNICAL SERVICES
800 USG.4YOU (874-4968)

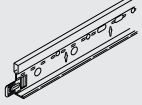


System meets or exceeds load compliance specifications per ASTM C635

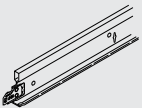
USG LOGIX™ SUSPENSION SYSTEMS – METRIC

USG DONN® BRAND DX® 24 MM TEE SYSTEM

Main Tee

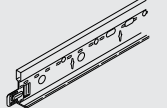


Cross Tee

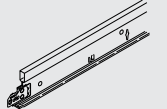


USG DONN® BRAND CENTRICITEE™ DXI™ 15 MM TEE SYSTEM

Main Tee



Cross Tee



ASTM Class	Length	Height	Item No.	Description		
Intermediate Duty	3600 mm	42 mm	MEDX3600	USG Donn® Brand DX® Main Tee with CT hole, 150 mm o.c.		
	2400 mm	42 mm	MEDX24SP201 MEDX24SP204	USG Donn® Brand DX® Main Tee with 100 mm paired CT holes, 1200 mm o.c. USG Donn® Brand DX® Main Tee with 150 mm paired CT holes, 1200 mm o.c.		
	2600 mm	42 mm	MEDX24SP203	USG Donn® Brand DX® Main Tee with 100 mm paired CT holes, 1300 mm o.c.		
	3000 mm	42 mm	MEDX24SP205 MEDX24SP206	USG Donn® Brand DX® Main Tee with 100 mm paired CT holes, 1500 mm o.c. USG Donn® Brand DX® Main Tee with 150 mm paired CT holes, 1500 mm o.c.		
Intermediate Duty	1000 mm	38 mm	MEDX1000	1000 mm USG Donn® Brand DX® Cross Tee		
	1050 mm	38 mm	MEDX1050	1050 mm USG Donn® Brand DX® Cross Tee		
	1100 mm	38 mm	MEDX1100	1100 mm USG Donn® Brand DX® Cross Tee		
	1200 mm	38 mm	MEDX1200	1200 mm USG Donn® Brand DX® Cross Tee		
	1350 mm	38 mm	MEDX1350	1350 mm USG Donn® Brand DX® Cross Tee		
	1400 mm	38 mm	MEDX1400	1400 mm USG Donn® Brand DX® Cross Tee		
	1500 mm	38 mm	MEDX1500	1500 mm USG Donn® Brand DX® Cross Tee		
	1800 mm	38 mm	MEDX1800	1800 mm USG Donn® Brand DX® Cross Tee		
	1900 mm	38 mm	MEDX1900	1900 mm USG Donn® Brand DX® Cross Tee		
	525 mm	38 mm	MEDX525	525 mm USG Donn® Brand DX® Cross Tee		
	550 mm	38 mm	MEDX550	550 mm USG Donn® Brand DX® Cross Tee		
	600 mm	38 mm	MEDX600	600 mm USG Donn® Brand DX® Cross Tee		
	675 mm	38 mm	MEDX675	675 mm USG Donn® Brand DX® Cross Tee		
	700 mm	38 mm	MEDX700	700 mm USG Donn® Brand DX® Cross Tee		
Intermediate Duty	3600 mm	46 mm	MEDX3600	up to 40%	up to 47%	USG Donn® Brand Centricitee™ Main Tee with CT hole, 150 mm o.c.
	2400 mm	46 mm	MEDXT24SP201 MEDXT24SP204	up to 40%	up to 47%	USG Donn® Brand Centricitee™ Main Tee with 100 mm paired CT holes, 1200 mm o.c. USG Donn® Brand Centricitee™ Main Tee with 150 mm paired CT holes, 1200 mm o.c.
	2600 mm	46 mm	MEDXT24SP203	up to 40%	up to 47%	USG Donn® Brand Centricitee™ Main Tee with 100 mm paired CT holes, 1300 mm o.c.
	3000 mm	46 mm	MEDXT24SP205 MEDXT24SP206	up to 40%	up to 47%	USG Donn® Brand Centricitee™ Main Tee with 100 mm paired CT holes, 1500 mm o.c. USG Donn® Brand Centricitee™ Main Tee with 150 mm paired CT holes, 1500 mm o.c.
Intermediate Duty	1000 mm	38 mm	MEDXT1000	up to 26%	up to 33%	1000 mm USG Donn® Brand Centricitee™ Cross Tee
	1050 mm	38 mm	MEDXT1050	up to 26%	up to 33%	1050 mm USG Donn® Brand Centricitee™ Cross Tee
	1100 mm	38 mm	MEDXT1100	up to 26%	up to 33%	1100 mm USG Donn® Brand Centricitee™ Cross Tee
	1200 mm	38 mm	MEDXT1200	up to 26%	up to 33%	1200 mm USG Donn® Brand Centricitee™ Cross Tee
	1350 mm	38 mm	MEDXT1350	up to 26%	up to 33%	1350 mm USG Donn® Brand Centricitee™ Cross Tee
	1400 mm	38 mm	MEDXT1400	up to 26%	up to 33%	1400 mm USG Donn® Brand Centricitee™ Cross Tee
	1500 mm	38 mm	MEDXT1500	up to 26%	up to 33%	1500 mm USG Donn® Brand Centricitee™ Cross Tee
	1800 mm	38 mm	MEDXT1800	up to 26%	up to 33%	1800 mm USG Donn® Brand Centricitee™ Cross Tee
	1900 mm	38 mm	MEDXT1900	up to 26%	up to 33%	1900 mm USG Donn® Brand Centricitee™ Cross Tee
	525 mm	38 mm	MEDXT525	up to 26%	up to 33%	525 mm USG Donn® Brand Centricitee™ Cross Tee
	550 mm	38 mm	MEDXT550	up to 26%	up to 33%	550 mm USG Donn® Brand Centricitee™ Cross Tee
	600 mm	38 mm	MEDXT600	up to 26%	up to 33%	600 mm USG Donn® Brand Centricitee™ Cross Tee
	675 mm	38 mm	MEDXT675	up to 26%	up to 33%	675 mm USG Donn® Brand Centricitee™ Cross Tee
	700 mm	38 mm	MEDXT700	up to 26%	up to 33%	700 mm USG Donn® Brand Centricitee™ Cross Tee

USG LOGIX™ SUSPENSION SYSTEMS

USG DONN® BRAND CENTRICITEE™ AND IDENTITEE™ DXI™ (METRIC) SYSTEMS

ORDER SAMPLES/LITERATURE
USG: usg.com or samplit@usg.com
CGC: contact Sales Representative

FOR MOST UP-TO-DATE
TECHNICAL INFORMATION
AND LEED REPORT TOOL
usgdesignstudio.com
cgcdesignstudio.com

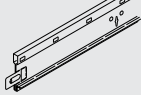
TECHNICAL SERVICES
800.USG.4YOU (874-4968)



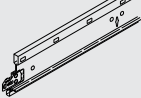
System meets or exceeds load compliance specifications per ASTM C635

USG DONN® BRAND IDENTITEE™ DXI™ 15 MM TEE SYSTEM

Main Tee



Cross Tee



ASTM Class	Length	Height	Item No.	Description
Intermediate Duty	3600 mm	46 mm	MEDXI3600	USG Donn® Brand Identitee® Main Tee with CT hole, 150 mm o.c.
	2400 mm	46 mm	MEDXI24SP201 MEDXI24SP204	USG Donn® Brand Identitee® Main Tee with 100 mm paired CT holes, 1200 mm o.c. USG Donn® Brand Identitee® Main Tee with 150 mm paired CT holes, 1200 mm o.c.
	2600 mm	46 mm	MEDXI24SP203	USG Donn® Brand Identitee® Main Tee with 100 mm paired CT holes, 1300 mm o.c.
	3000 mm	46 mm	MEDXI24SP205 MEDXI24SP206	USG Donn® Brand Identitee® Main Tee with 100 mm paired CT holes, 1500 mm o.c. USG Donn® Brand Identitee® Main Tee with 150 mm paired CT holes, 1500 mm o.c.
	1000 mm	46 mm	MEDXI1000	1000 mm USG Donn® Brand Identitee® Cross Tee
	1050 mm	46 mm	MEDXI1050	1050 mm USG Donn® Brand Identitee® Cross Tee
	1100 mm	46 mm	MEDXI1100	1100 mm USG Donn® Brand Identitee® Cross Tee
	1200 mm	46 mm	MEDXI1200	1200 mm USG Donn® Brand Identitee® Cross Tee
	1350 mm	46 mm	MEDXI1350	1350 mm USG Donn® Brand Identitee® Cross Tee
	1400 mm	46 mm	MEDXI1400	1400 mm USG Donn® Brand Identitee® Cross Tee
	1500 mm	46 mm	MEDXI1500	1500 mm USG Donn® Brand Identitee® Cross Tee
	1800 mm	46 mm	MEDXI1800	1800 mm USG Donn® Brand Identitee® Cross Tee
	1900 mm	46 mm	MEDXI1900	1900 mm USG Donn® Brand Identitee® Cross Tee
	525 mm	46 mm	MEDXI1525	525 mm USG Donn® Brand Identitee® Cross Tee
	550 mm	46 mm	MEDXI1550	550 mm USG Donn® Brand Identitee® Cross Tee
	600 mm	46 mm	MEDXI1600	600 mm USG Donn® Brand Identitee® Cross Tee
	675 mm	46 mm	MEDXI1675	675 mm USG Donn® Brand Identitee® Cross Tee
	700 mm	46 mm	MEDXI1700	700 mm USG Donn® Brand Identitee® Cross Tee

USG LOGIX™ INTEGRATED CEILING SYSTEMS

Yoke and Cross Members

Accessories	Item No.	Description	Color	Accessories	Item No.	Description	Color
	LGXUNVYK	USG Logix™ Universal Yoke 4", 6", 100 mm, 150 mm, HDG, 2-part yoke	N/A		LGXDXT6	USG Logix™ 6" channel cross member USG Donn® Brand Centricitee™ DXT™ systems	Flat White
	LGDX4	USG Logix™ 4" channel cross member for USG Donn® Brand DX® systems	Flat White		LGXDXT100	USG Logix™ 100 mm channel cross member USG Donn® Brand Centricitee™ DXT™ systems	Flat White
	LGDX6	USG Logix™ 6" channel cross member USG Donn® Brand DX® systems	Flat White		LGXDXT150	USG Logix™ 150 mm channel cross member USG Donn® Brand Centricitee™ DXT™ systems	Flat White
	LGDX100	USG Logix™ 100 mm channel cross member USG Donn® Brand DX® systems	Flat White		LGDXI4C	USG Logix™ 4" channel cross member cover for USG Donn® Brand Identitee® DXI™ systems. Used with LGXDXT4	Flat White
	LGDX150	USG Logix™ 150 mm channel cross member USG Donn® Brand DX® systems	Flat White		LGDXI6C	USG Logix™ 6" channel cross member Cover USG Donn® Brand Identitee® DXI™ systems. Used with LGXDXT6	Flat White
	LGXDXT4	USG Logix™ 4" channel cross member for USG Donn® Brand Centricitee™ DXT™ systems	Flat White		LGDXI100C	USG Logix™ 100 mm channel cross member cover USG Donn® Brand Identitee® DXI™ systems. Used with LGXDXT100	Flat White
					LGDXI150C	USG Logix™ 150 mm channel cross member cover USG Donn® Brand Identitee® DXI™ systems. Used with LGXDXT150	Flat White

USG LOGIX™ ACCESSORIES

IMPERIAL AND METRIC

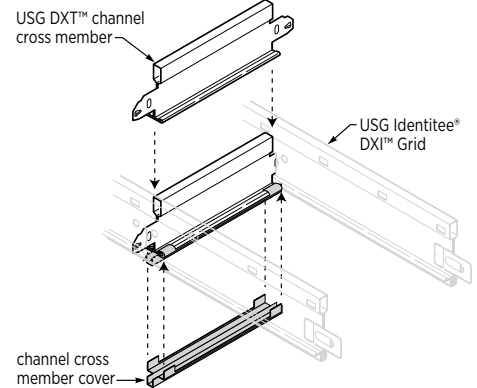
ORDER SAMPLES/LITERATURE
 USG: usg.com or samplitt@usg.com
 CGC: contact Sales Representative
TECHNICAL SERVICES
 800.USG.4YOU (874-4968)

FOR MOST UP-TO-DATE
**TECHNICAL INFORMATION
 AND LEED REPORT TOOL**
 usgdesignstudio.com
 cgcdesignstudio.com

CROSS MEMBER COVER

To Create a DXI Cross Tee	Use Channel Cross Member (Item No.)	Use Channel Cross Member Cover (Item No.)
USG Logix™ 4"	LGXDXT4	LGXDXI4C
USG Logix™ 6"	LGXDXT6	LGXDXI6C
USG Logix™ 100 mm	LGXDXT100	LGXDXI100C
USG Logix™ 150 mm	LGXDXT150	LGXDXI150C

Creating a Channel Cross Member for USG Logix™ DXI™ Systems

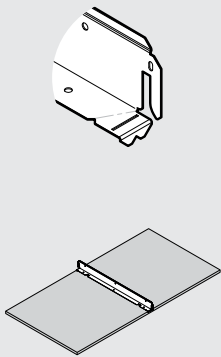


USG LOGIX™ INTEGRATED CEILING SYSTEMS STABILIZER BARS

Features

- Versatile engineered design provides support, security and accessibility.
- Factory-engineered solution provides system rigidity in large module applications and offers quick installation reducing field labor time.
- Available in six different dimensions to facilitate fast delivery.
- Durable galvanized steel construction.
- Factory-engineered capture tabs prevent panel detachment and lip out.
- Adjustable stab tabs secure bars onto the panel.
- Bulb tabs hook over the grid to prevent detachment, maintain lateral alignment and provide access.

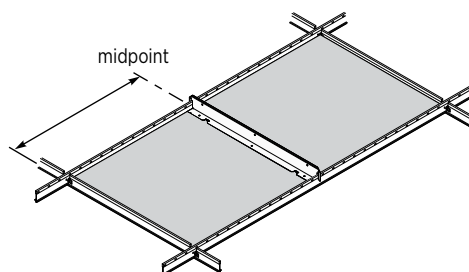
Products



Item No.	Description	Profile
ASB24	24 in. Accessible Stabilizer Bar	2' (24") center to center notch spacing
ASB30	30 in. Accessible Stabilizer Bar	2'-6" (30") center to center notch spacing
ASB48	48 in. Accessible Stabilizer Bar	4 ft. (48") center to center notch spacing
ASB600	600 mm Accessible Stabilizer Bar	600 mm center to center notch spacing
ASB900	900 mm Accessible Stabilizer Bar	900 mm center to center notch spacing
ASB1200	1200 mm Accessible Stabilizer Bar	1200 mm center to center notch spacing

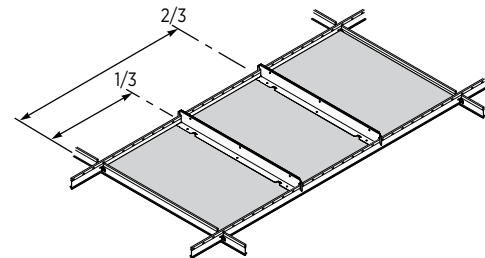
Installation

Panels ≥ 60"



If opening is ≥ 60" then one stabilizer bar is required at midpoint.

Panels ≥ 96"



If opening is ≥ 96" then two stabilizer bars are required at the 1/3 and 2/3 points.

USG PANZ® LOGIX™ METAL PANELS





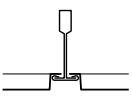
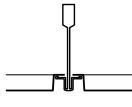
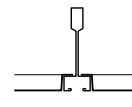
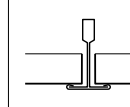
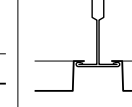



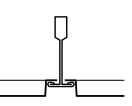
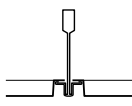
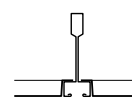
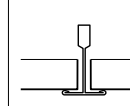
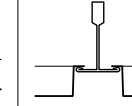

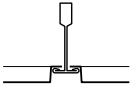
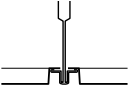
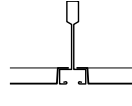
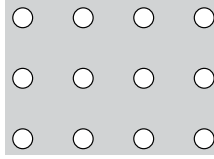

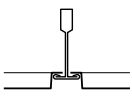
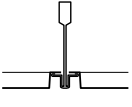
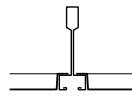
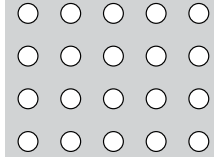
IMPERIAL AND METRIC

ORDER SAMPLES/LITERATURE
 USG: usg.com or samplit@usg.com
 CGC: contact Sales Representative

FOR MOST UP-TO-DATE
 TECHNICAL INFORMATION
 AND LEED REPORT TOOL
 usgdesignstudio.com
 cgcdesignstudio.com

TECHNICAL SERVICES
 800 USG.4YOU (874-4968)

PRODUCT INFORMATION USG PANZ®

Materials	Available Sizes				Panel Edge Profile
Aluminum	Field Panels 20" x 54"; 20" x 60"; 24" x 24"; 24" x 48"; 24" x 72"; 24" x 96"; 27" x 30"; 30" x 30"; 30" x 54"; 30" x 60"; 48" x 48"				FL Edge 
Aluminum	Channel Panels 4" x 48"; 4" x 60"; 4" x 72"; 6" x 12"; 6" x 48"; 6" x 60"; 6" x 72"; 12" x 48"; 12" x 60"; 12" x 72"				FL Edge SQ Edge   SL Edge 
Edge Details					Finish - Smooth, Unperforated
	USG DXT™ Grid, FL Edge	USG DXI™ Grid, FL Edge	USG DXF™ Grid, FL Edge	USG DX® Grid, SQ Edge	USG DX® Grid, SL Edge
					
Materials	Available Sizes				Panel Edge Profile
Aluminum	Field Panels 600 mm x 550 mm, 600 mm x 600 mm, 675 mm x 500 mm, 750 mm x 700 mm, 1050 mm x 600 mm, 1100 mm x 600 mm, 1800 mm x 600 mm, 1200 mm x 600 mm, 1350 mm x 750 mm, 1400 mm x 500 mm, 1400 mm x 750 mm, 1350 mm x 500 mm				FL Edge SQ Edge   SL Edge 
Aluminum	Channel Panels 1500 mm x 100 mm, 1200 mm x 100 mm, 1000 mm x 100 mm, 1200 mm x 150 mm, 1000 mm x 150 mm, 1800 mm x 300 mm				
Edge Details					Finish - Smooth, Unperforated
	USG DXT™ Grid, FL Edge	USG DXI™ Grid, FL Edge	USG DXF™ Grid, FL Edge	USG DX® Grid, SQ Edge	USG DX® Grid, SL Edge
					
Materials	Available Sizes				Panel Edge Profile
Aluminum	Channel Panels 6" x 48"; 6" x 60"				FL Edge 
Edge Details					Finish - Perforated C116
	USG DXT™ Grid, FL Edge	USG DXI™ Grid, FL Edge	USG DXF™ Grid, FL Edge		
					
Materials	Available Sizes				Panel Edge Profile
Aluminum	Channel Panels 6" x 48"; 6" x 60"				FL Edge 
Edge Details					Finish - Perforated C116D
	USG DXT™ Grid, FL Edge	USG DXI™ Grid, FL Edge	USG DXF™ Grid, FL Edge		
					

USG PANZ®

USG PANZ® PERFORATED C116

USG PANZ® PERFORATED C116D

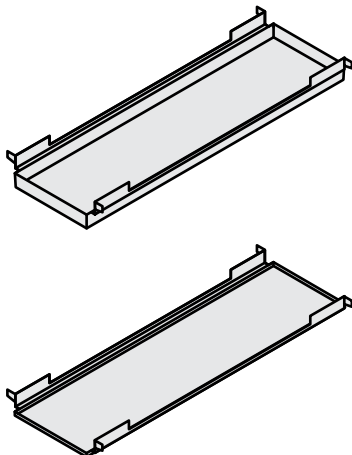
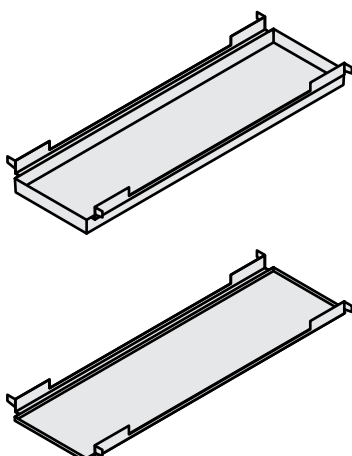
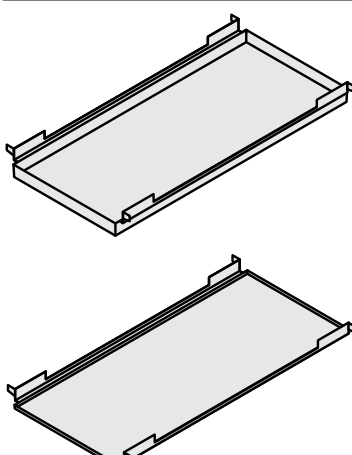
USG LOGIX™ CONNECTOR PANELS

IMPERIAL

ORDER SAMPLES/LITERATURE
 USG: usg.com or samplitt@usg.com
 CGC: contact Sales Representative

TECHNICAL SERVICES
 800 USG.4YOU (874-4968)

**FOR MOST UP-TO-DATE
 TECHNICAL INFORMATION
 AND LEED REPORT TOOL**
 usgdesignstudio.com
 cgcdesignstudio.com

USG Logix™ Connector Panels	Item No.	Description ¹	Color
	LCP412-S-FL	USG Logix™ 4" x 12" FW Connector Panel with Fineline® (FL) edge, smooth, unperforated	Flat White
	LCP412-S-FM	USG Logix™ 4" x 12" FW Connector Panel with Flush Mount (FM) edge, smooth, unperforated	Flat White
	LCP412-C116-FL	USG Logix™ 4" x 12" FW Connector Panel with Fineline® (FL) edge, perforated C116	Flat White
	LCP412-C116-FM	USG Logix™ 4" x 12" FW Connector Panel with Flush Mount (FM) edge, perforated C116	Flat White
	LCP412-C116D-FL	USG Logix™ 4" x 12" FW Connector Panel with Fineline® (FL) edge, perforated C116D	Flat White
	LCP412-C116D-FM	USG Logix™ 4" x 12" FW Connector Panel with Flush Mount (FM) edge, perforated C116D	Flat White
	LCP424-S-FL	USG Logix™ 4" x 24" FW Connector Panel with Fineline® (FL) edge, smooth, unperforated	Flat White
	LCP424-S-FM	USG Logix™ 4" x 24" FW Connector Panel with Flush Mount (FM) edge, smooth, unperforated	Flat White
	LCP424-C116-FL	USG Logix™ 4" x 24" FW Connector Panel with Fineline® (FL) edge, perforated C116	Flat White
	LCP424-C116-FM	USG Logix™ 4" x 24" FW Connector Panel with Flush Mount (FM) edge, perforated C116	Flat White
	LCP424-C116D-FL	USG Logix™ 4" x 24" FW Connector Panel with Fineline® (FL) edge, perforated C116D	Flat White
	LCP424-C116D-FM	USG Logix™ 4" x 24" FW Connector Panel with Flush Mount (FM) edge, perforated C116D	Flat White
	LCP612-S-FL	USG Logix™ 6" x 12" FW Connector Panel with Fineline® (FL) edge, smooth, unperforated	Flat White
	LCP612-S-FM	USG Logix™ 6" x 12" FW Connector Panel with Flush Mount (FM) edge, smooth, unperforated	Flat White
	LCP612-C116-FL	USG Logix™ 6" x 12" FW Connector Panel with Fineline® (FL) edge, perforated C116	Flat White
	LCP612-C116-FM	USG Logix™ 6" x 12" FW Connector Panel with Flush Mount (FM) edge, perforated C116	Flat White
	LCP612-C116D-FL	USG Logix™ 6" x 12" FW Connector Panel with Fineline® (FL) edge, perforated C116D	Flat White
	LCP612-C116D-FM	USG Logix™ 6" x 12" FW Connector Panel with Flush Mount (FM) edge, perforated C116D	Flat White

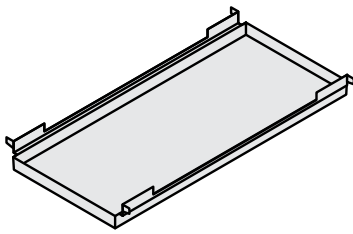
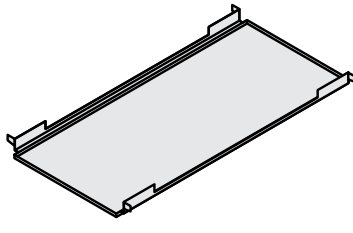
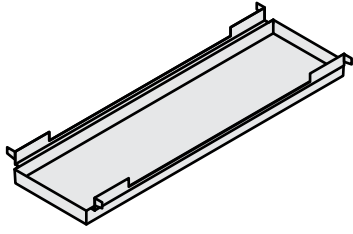
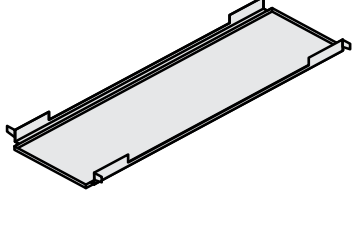
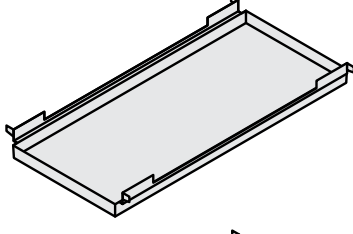
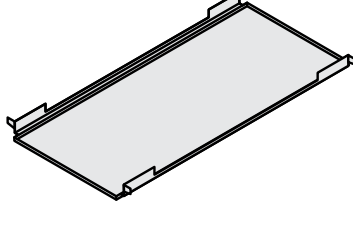
USG LOGIX™ CONNECTOR PANELS

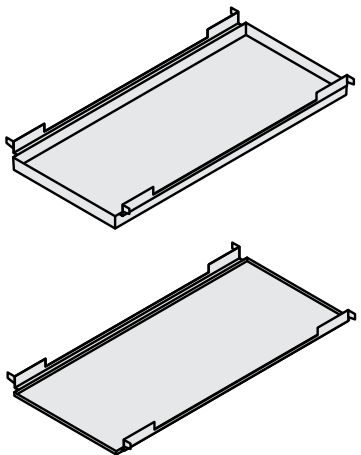
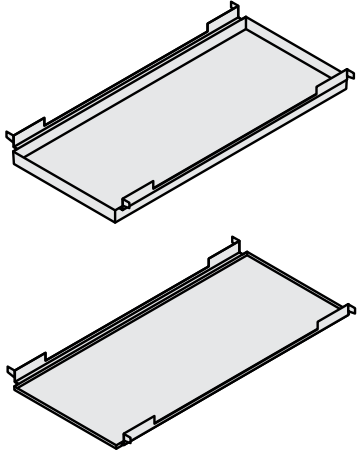
METRIC

ORDER SAMPLES/LITERATURE
USG: usg.com or samplit@usg.com
CGC: contact Sales Representative

FOR MOST UP-TO-DATE
TECHNICAL INFORMATION
AND LEED REPORT TOOL
usgdesignstudio.com
cgcdesignstudio.com

TECHNICAL SERVICES
800 USG.4YOU (874-4968)

USG Logix™ Connector Panels	Item No.	Description ¹	Color
 	LCP624-S-FL	USG Logix™ 6" x 24" FW Connector Panel with Finline® (FL) edge, smooth, unperforated	Flat White
	LCP624-S-FM	USG Logix™ 6" x 24" FW Connector Panel with Flush Mount (FM) edge, smooth, unperforated	Flat White
	LCP624-C116-FL	USG Logix™ 6" x 24" FW Connector Panel with Finline® (FL) edge, perforated C116	Flat White
	LCP624-C116-FM	USG Logix™ 6" x 24" FW Connector Panel with Flush Mount (FM) edge, perforated C116	Flat White
	LCP624-C116D-FL	USG Logix™ 6" x 24" FW Connector Panel with Finline® (FL) edge, perforated C116D	Flat White
	LCP624-C116D-FM	USG Logix™ 6" x 24" FW Connector Panel with Flush Mount (FM) edge, perforated C116D	Flat White
 	LCP100300-S-FL	USG Logix™ 100 mm x 300 mm FW Connector Panel with Finline® (FL) edge, smooth, unperforated	Flat White
	LCP100300-S-FM	USG Logix™ 100 mm x 300 mm FW Connector Panel with Flush Mount (FM) edge, smooth, unperforated	Flat White
	LCP100300-C116-FL	USG Logix™ 100 mm x 300 mm FW Connector Panel with Finline® (FL) edge, perforated C116	Flat White
	LCP100300-C116-FM	USG Logix™ 100 mm x 300 mm FW Connector Panel with Flush Mount (FM) edge, perforated C116	Flat White
	LCP100300-C116D-FL	USG Logix™ 100 mm x 300 mm FW Connector Panel with Finline® (FL) edge, perforated C116D	Flat White
	LCP100300-C116D-FM	USG Logix™ 100 mm x 300 mm FW Connector Panel with Flush Mount (FM) edge, perforated C116D	Flat White
 	LCP100600-S-FL	USG Logix™ 100 mm x 600 mm FW Connector Panel with Finline® (FL) edge, smooth, unperforated	Flat White
	LCP100600-S-FM	USG Logix™ 100 mm x 600 mm FW Connector Panel with Flush Mount (FM) edge, smooth, unperforated	Flat White
	LCP100600-C116-FL	USG Logix™ 100 mm x 600 mm FW Connector Panel with Finline® (FL) edge, perforated C116	Flat White
	LCP100600-C116-FM	USG Logix™ 100 mm x 600 mm FW Connector Panel with Flush Mount (FM) edge, perforated C116	Flat White
	LCP100600-C116D-FL	USG Logix™ 100 mm x 600 mm FW Connector Panel with Finline® (FL) edge, perforated C116D	Flat White
	LCP100600-C116D-FM	USG Logix™ 100 mm x 600 mm FW Connector Panel with Flush Mount (FM) edge, perforated C116D	Flat White

USG Logix™ Connector Panels	Item No.	Description ¹	Color
	LCP150300-S-FL	USG Logix™ 150 mm x 300 mm FW Connector Panel with Finline® (FL) edge, smooth, unperforated	Flat White
	LCP150300-S-FM	USG Logix™ 150 mm x 300 mm FW Connector Panel with Flush Mount (FM) edge, smooth, unperforated	Flat White
	LCP150300-C116-FL	USG Logix™ 150 mm x 300 mm FW Connector Panel with Finline® (FL) edge, perforated C116	Flat White
	LCP150300-C116-FM	USG Logix™ 150 mm x 300 mm FW Connector Panel with Flush Mount (FM) edge, perforated C116	Flat White
	LCP150300-C116D-FL	USG Logix™ 150 mm x 300 mm FW Connector Panel with Finline® (FL) edge, perforated C116D	Flat White
	LCP150300-C116D-FM	USG Logix™ 150 mm x 300 mm FW Connector Panel with Flush Mount (FM) edge, perforated C116D	Flat White
	LCP150600-S-FL	USG Logix™ 150 mm x 600 mm FW Connector Panel with Finline® (FL) edge, smooth, unperforated	Flat White
	LCP150600-S-FM	USG Logix™ 150 mm x 600 mm FW Connector Panel with Flush Mount (FM) edge, smooth, unperforated	Flat White
	LCP150600-C116-FL	USG Logix™ 150 mm x 600 mm FW Connector Panel with Finline® (FL) edge, perforated C116	Flat White
	LCP150600-C116-FM	USG Logix™ 150 mm x 600 mm FW Connector Panel with Flush Mount (FM) edge, perforated C116	Flat White
	LCP150600-C116D-FL	USG Logix™ 150 mm x 600 mm FW Connector Panel with Finline® (FL) edge, perforated C116D	Flat White
	LCP150600-C116D-FM	USG Logix™ 150 mm x 600 mm FW Connector Panel with Flush Mount (FM) edge, perforated C116D	Flat White

**PHYSICAL DATA/
 FOOTNOTES**

Product literature

USG Logix™ systems guide: IS268
 USG Logix™ architectural design guide: IS287
 USG Logix™ critical system dimensions: IC609
 See usg.com or cgccinc.com for the most up-to-date product information.

Product Evaluation Report
 ESR-1222

Online tools
 usgdesignstudio.com or cgcdesignstudio.com

ICC Evaluation Service, LLC Report Compliance

For areas under ICC jurisdiction, see ICC-ES Evaluation Report ESR-1222 for allowable values and conditions of use. Reports are subject to reexamination, revision and possible cancellation. Refer to usg.com for most current version.

ASTM Load Compliance

Classified as Light, Intermediate or Heavy Duty when tested in accordance with ASTM C635.

Material

Min. G30 hot-dipped galvanized steel.

Installation

Must be installed in compliance with ASTM C636, ASTM E580, CISCA and standard industry practices, within all applicable code requirements. Alternative assemblies and installation methods may be utilized when approved by the authority having jurisdiction. USG recommends checking with the authority having jurisdiction prior to designing and installing a suspended ceiling system.

Notice

We shall not be liable for incidental and consequential damages, directly or indirectly sustained, nor for any loss caused by application of these goods not in accordance with current printed instructions or for other than the intended use. Our liability is expressly limited to replacement of defective goods. Any claim shall be deemed waived unless made in writing to us within thirty (30) days from date it was or reasonably should have been discovered.

Note

1. The connector panels are unique in size and function. They are designed to link various utilities in the utility channel such as luminaires and channel panels without cross tees. Refer to USG Logix™ Integrated Ceiling Systems Critical System Dimensions (IC609) for actual dimensions, details and layouts.

Notice

The information in this document is subject to change without notice. CGC Inc. or USG Corp. assumes no responsibility for any errors that may inadvertently appear in this document.

IS283/rev. 10-23

© 2023 USG Corporation and/or its affiliates. All rights reserved. Printed in USA

Manufactured by USG Interiors, LLC
 550 West Adams Street
 Chicago, IL 60661

The trademarks USG, CGC, CENTRICITEE, DONN, DX, DXF, DXI, DXT, FINELINE, HALCYON, IDENTITEE, LOGIX, PANZ, IT'S YOUR WORLD, BUILD IT, the USG/CGC logo, the design elements and colors, and related marks are trademarks of USG Corporation or its affiliates.

Safety First! Follow good safety/industrial hygiene practices during installation. Wear appropriate personal protective equipment. Read SDS and literature before specification and installation.

SUSPENSION SYSTEMS

USG Mars™ High NRC Acoustical Panels,
USG Compasso™ Suspension Trim,
USG Donn® Brand DX®/DXL™
Acoustical Suspension System
Solomon Solis-Cohen Elementary School
Architect: Crabtree, Rohrbaugh & Associates
Photo: ©Crabtree, Rohrbaugh & Associates

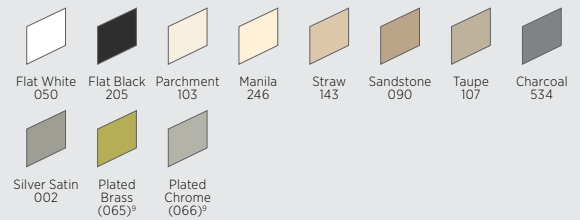


USG DONN® BRAND DX®/DXL™ ACOUSTICAL SUSPENSION SYSTEM

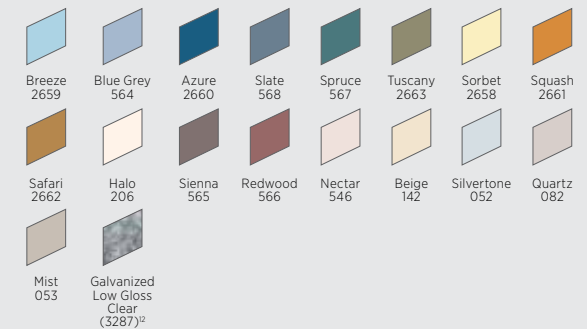
USG Donn® Brand DX®/DXL™
Acoustical Suspension System/
USG Eclipse™ Acoustical Panels

TO ORDER SAMPLES, GO TO USG.COM OR CGCINC.COM


STANDARD COLORS⁴




ADVANTAGE COLORS⁴



PREMIUM COLORS



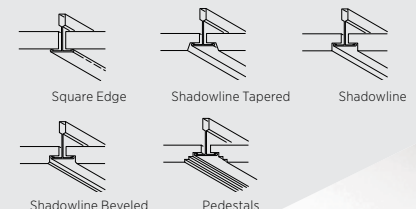
POWDER-COATED FINISH



PROFILE



EDGE DETAIL



FEATURES AND BENEFITS

- 15/16" exposed tee system. Components for use in general and fire-rated applications.
- Maximum economy and design simplicity.
- Compatible with USG Logix™ Integrated Ceiling System.
- USG DXL™ system features more than 80 UL designs (up to three hours).
- Cross-tee override-ends resist twisting and give a professionally finished look.
- Meets or exceeds all national code requirements, including seismic.
- Proprietary Quick-Release™ cross tees.
- High recycled content (HRC) available.
- Custom colors available.
- ICC-ES evaluated for seismic installations (ESR-1222).
- USG Donn® Brand DX™/DXL™ Acoustical Suspension System is part of the Ecoblueprint™ portfolio — meeting today's sustainability standards. For sustainability documentation go to USG.com or CGCinc.com.

APPLICATIONS

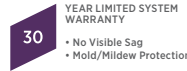
- Fire-rated interior general-use areas
- USG Logix™ Integrated System

USG DONN® BRAND DX®/DXL™ ACOUSTICAL SUSPENSION SYSTEM

ORDER SAMPLES/LITERATURE
USG: usg.com or samplitt@usg.com
CGC: contact Sales Representative

TECHNICAL SERVICES
800 USG.4YOU (874-4968)

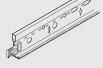
FOR MOST UP-TO-DATE
TECHNICAL INFORMATION
AND LEED REPORT TOOL
usgdesignstudio.com
cgcdesignstudio.com



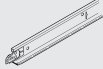
Declare® Labels on select finishes, see usg.com for more details and documentation.

15/16" TEE SYSTEM¹⁰

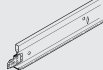
Main Tee



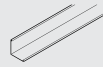
Cross Tee 1"



Cross Tee 1-1/2"



MOLDING



ASTM Class	Length	Height	Item No.	Fire Rating ⁵	Color ^{4,9}	Seismic Design Category ^{11,13}			Rated Load ²		
						IBC	ICC-ES Evaluated Installation	4' Hanger Spacing	5' Hanger Spacing	6' Hanger Spacing ⁸	
Intermediate Duty	12' 3600 mm	USG 1.64" (42 mm)	DX24	Class A	Flat White Standard Advantage	A-C	7/8" Molding ACM7 Clip	12 lb./LF	6.3 lb./LF	3.7 lb./LF	
			DXL24								
Heavy Duty	12' 3600 mm	USG 1.64" (42 mm)	DXL24HRC	Class A	Flat White Standard Advantage	A-F	7/8" Molding ACM7 Clip	16 lb./LF	8.4 lb./LF	5 lb./LF	
			DXL26								
	2' 600 mm	USG 1" (25 mm)	DX216	Class A	Flat White, Standard, Advantage, and Premium						
			DXL216								
	CGC 1" (25 mm)	1" (25 mm)	DX/DXL216	Class A	Flat White, Standard, Advantage, and Premium						
			DX/DXL216								
	20"	1" (25 mm)	DX2016	Class A	Flat White, Standard, Advantage, and Premium						
			DX3016								
	30"	1" (25 mm)	DX3016	Class A	Flat White, Standard, Advantage, and Premium						
			DX324								
	3'	1-1/2" (38 mm)	DX324	Class A	Flat White, Standard, Advantage, and Premium						
			DXL424								
	4' 1200 mm	USG 1-1/2" (38 mm)	DXL424	Class A	Flat White, Standard, Advantage, and Premium						
			DXL424HRC								
	CGC 1-1/2" (38 mm)	1-1/2" (38 mm)	DX/DXL424	Class A	Flat White, Standard, Advantage, and Premium						
			DX/DXL424								
	4' (1200 mm)	1" (25 mm)	DX422 ^{5,7,9}	Class A	Flat White, Standard, Advantage, and Premium						
			DX422HRC ⁵								
	4' (1200 mm)	1-1/2" (38 mm)	DX416	Class A	Flat White, Standard, Advantage, and Premium						
			DX426 HD								
	5' (1500 mm)	1-1/2" (38 mm)	DXL524	Class A	Flat White, Standard, Advantage, and Premium						
			DX624								
	6'	1-1/2" (38 mm)	DX624	Class A	Flat White, Standard, Advantage, and Premium						
			DX824								
	8'	1-1/2" (38 mm)	DX824	Class A	Flat White, Standard, Advantage, and Premium						

Wall Angle	Length	Item No.	Color	Shadowline	Wall Angle	Length	Item No.	Color
	12' 3600 mm	M7	Standard Advantage Premium			12' 3600 mm	MS125	Flat White Standard Advantage Premium
	10' 3000 mm	M18	Standard Advantage Premium			12' 3600 mm	MS174 MS174HRC	Standard Advantage Premium
	10' 3000 mm	M20SM-2	Standard Advantage Premium			10' 3000 mm	MS274 ⁵	
	10' 3000 mm	M20 ⁵ M20SM/Seismic	Standard Advantage Premium					

Low Emissions (VOC)
CDPH 01350 v1.2-2017 compliance on select finishes, see usg.com for more details and documentation.

High Recycled Content
USG classifies High Recycled Content as greater than 50%. Total recycled content is based on product composition of postconsumer and preconsumer (postindustrial) recycled content per FTC guidelines.



PHYSICAL DATA/ FOOTNOTES

Product literature and samples
Data sheet: AC3167
USG Logix™ system guide: IS268
USG Logix™ architectural design guide: IS287
USG Logix™ critical system dimensions: IS609
Sample flat white—seismic: 271370,
Sample flat white: 215673,
Sample main tee: 206563,
Sample flat black: 205100

Material
Min. G30 hot-dipped galvanized steel body and cap. Baked-on polyester paint.

Installation
Install according to ASTM C636, ASTM E580, Cisca and USG requirements. Alternate installation methods may be used when approved by the authority having jurisdiction.

Online tools
usgdesignstudio.com or cgcdesignstudio.com

ICC Evaluation Service, LLC Report Compliance
For areas under ICC jurisdiction, see ICC-ES Evaluation Report ESR-1222 for allowable values and conditions of use. Reports are subject to reexamination, revision and possible cancellation. Refer to usg.com for most current version.

ASTM Load Compliance
Classified as Light, Intermediate or Heavy Duty when tested in accordance with ASTM C635.

Notes

- All USG main tees, cross tees and main tee-hanger wire connections meet AC 368 and ASTM E580 requirements for tension and compression strength, as tested per ASTM E3090.
- Rated Load expressed in lb./LF based on simple span tests in accordance with ASTM E3090 with deflection limit of L/360. Duty rating is assigned based on rated load per ASTM C635.
- UL fire-rated listing, labeling and follow-up applies only to fire-rated components.
- Color program for imperial only. Consult Customer Service for custom color and metric-tee colors. Upcharges apply to Standard and Advantage colors.
- Non-fire-rated only.
- Non-fire-rated applications may mix USG DX® and DXL™ parts.
- Panels must be specified to be field-cut and field-revealed and to provide widest possible lay-on edge.
- For USG DXL™, channel moldings are also acceptable in some designs. Check *UL Fire Resistance Directory* for molding options.
- Brass and chrome available on limited items.
- Metric sizes listed are available with standard lead times. Other metric sizes available by RTQ.
- Non-Fire Rated DX424 offered for West Coast customers only.
- Galvanized Low Gloss Clear is available in USG Donn® Brand DX® / USG Donn® Brand DXL™ Acoustical Suspension System only.
- Seismically tested in accordance with ASTM E3118.

Notice

The information in this document is subject to change without notice. CGC Inc. or USG Corp. assumes no responsibility for any errors that may inadvertently appear in this document.

AC3167/rev. 10-23

© 2023 USG Corporation and/or its affiliates. All rights reserved. Printed in U.S.A.

Manufactured by USG Interiors, LLC
550 West Adams Street
Chicago, IL 60661

The trademarks USG, CGC, DONN, DX, DXL, ECLIPSE, ECOBLUEPRINT, FIRECODE, LOGIX, QUICK-RELEASE, IT'S YOUR WORLD. BUILD IT., the USG/CGC logo, the design elements and colors, and related marks are trademarks of USG Corporation or its affiliates.

Safety First! Follow good safety/industrial hygiene practices during installation. Wear appropriate personal protective equipment. Read SDS and literature before specification and installation.



USG DONN® BRAND DX®/DXL™ CONCEALED ACOUSTICAL SUSPENSION SYSTEM



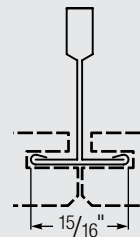
USG Donn® Brand DX®/
DXL™ Concealed Acoustical
Suspension System/
USG Radar™ Acoustical Panels

TO ORDER SAMPLES, GO TO USG.COM OR CGCINC.COM

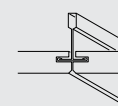


Flat White
050

PROFILE



EDGE DETAIL



Besk

FEATURES AND BENEFITS

- Supporting grid is completely concealed, providing a monolithic, uninterrupted ceiling plane with up to 50% access to the plenum.
- Fire-rated assemblies up to three hours.
- Min. G30 hot-dipped galvanized steel body.
- UL fire-rated assemblies available.

APPLICATIONS

- Interior general-use areas
- Fire-rated interior general-use areas
- Retail stores

USG DONN® BRAND DX®/DXL™ CONCEALED ACOUSTICAL SUSPENSION SYSTEM

ORDER SAMPLES/LITERATURE
USG: usg.com or samplitt@usg.com
CGC: contact Sales Representative

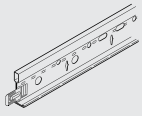
TECHNICAL SERVICES
800.USG.4YOU (874-4968)

FOR MOST UP-TO-DATE
TECHNICAL INFORMATION
AND LEED REPORT TOOL
usgdesignstudio.com
cgcdesignstudio.com

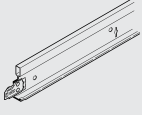


Declare. Declare® Labels on select finishes, see usg.com for more details and documentation.

15/16" TEE SYSTEM Main Tee



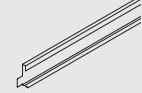
Cross Tee 1-1/2"



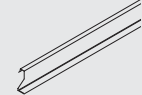
Tee Spline 1"



Access Spline



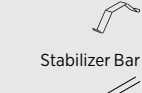
Closing Spline



Flat Spline



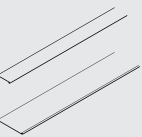
Spring Clip



Stabilizer Bar



MOLDING³



ASTM Class	Length	Height	Item No. ²	Fire Rating	Rated Load ¹		
					4' Hanger Spacing	5' Hanger Spacing	6' Hanger Spacing
Intermediate Duty	12'	USG 1.64"	DX24	Class A	12 lb./LF	6.3 lb./LF	3.7 lb./LF
			DXL24				
			CGC 1.5"	DX/DXL24			
Heavy Duty	12'	CGC 1.5"	DX26	Class A	16 lb./LF	8.4 lb./LF	5 lb./LF
			USG 1.64"	DXL26			
	4'	USG 1-1/2"	DX424	Class A			
			DXL424				
			CGC 1-1/2"	DX/DXL424			
	4'	1"	DT416	Class A			
			DE416	Class A			
			DEN416	Class A			
	4'	1-1/2"	BPA 424				
	11'	1"	BPC 116				
	23"	1-1/2"	BPC 234				
	11"	—	E10				
—	—	C8					
4'	—	SB48					
Wall Angle	Length	Item No.	Color				
	10'	US28	Flat White				

Low Emissions (VOC)
CDPH 01350 v1.2-2017 compliance on select finishes, see usg.com for more details and documentation.

Note
Either DE416 or DT416 can be used for the same function of supporting the tile. DE416 is a roll-formed uncapped tee spline with the bulb offset to one side of the profile. It is supported on the ends by an integral tab cut from the web. DT416 is a typical suspension tee profile. It is supported on the ends by an extended offset face that rests on perpendicular tee flanges.



PHYSICAL DATA/ FOOTNOTES

Product literature and samples
Data sheet: AC3035
Sample: 203537
Installation Guide: AC3335

Material
Min. G30 double-web, hot-dipped galvanized steel body and cap. Baked-on polyester paint.

Installation
Install according to ASTM C636, ASTM E580, CISC and USG requirements. Alternate installation methods may be used when approved by the authority having jurisdiction.

Online tools
usgdesignstudio.com or cgcdesignstudio.com

ICC Evaluation Service, LLC Report Compliance
For areas under ICC jurisdiction, see ICC-ES Evaluation Report ESR-1222 for allowable values and conditions of use. Reports are subject to reexamination, revision and possible cancellation. Refer to usg.com for most current version.

ASTM Load Compliance
Classified as Light, Intermediate or Heavy Duty when tested in accordance with ASTM C635.

Notes
1. Rated Load expressed in lb./LF based on simple span tests in accordance with ASTM E3090 with deflection limit of L/360. Duty rating is assigned based on rated load per ASTM C635.

2. Some products are available in metric. Call Customer Service for details.
3. For more information on moldings and complete section detail, see the Perimeter Interface selector.

Notice
The information in this document is subject to change without notice. CGC Inc. or USG Corp. assumes no responsibility for any errors that may inadvertently appear in this document.

AC3035/rev. 10-23
© 2023 USG Corporation and/or its affiliates. All rights reserved. Printed in U.S.A.

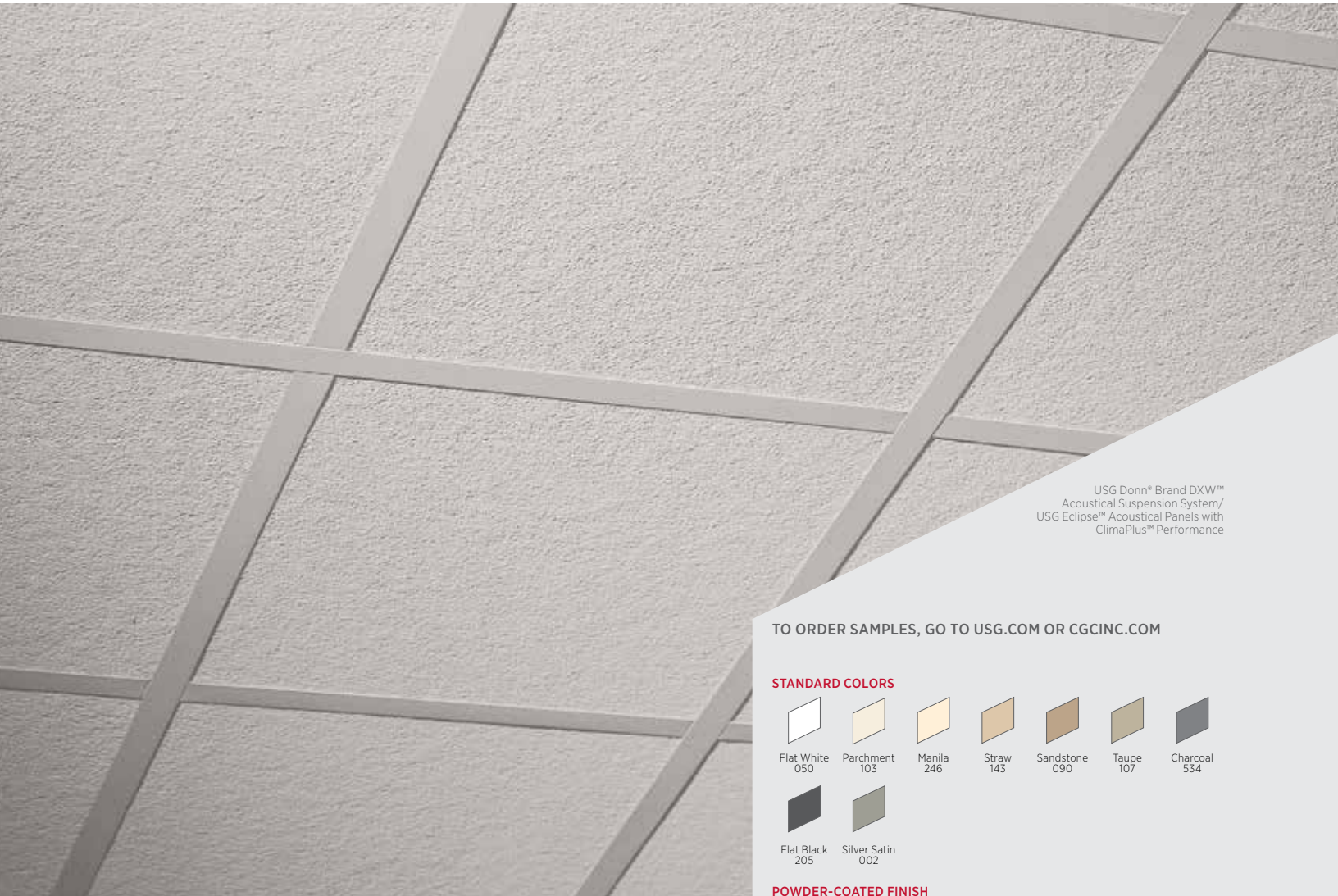
Manufactured by USG Interiors, LLC
550 West Adams Street
Chicago, IL 60661

The trademarks USG, CGC, DONN, DX, DXL, FIRECODE, RADAR, IT'S YOUR WORLD. BUILD IT., the USG/CGC logo, the design elements and colors, and related marks are trademarks of USG Corporation or its affiliates.

Safety First! Follow good safety/industrial hygiene practices during installation. Wear appropriate personal protective equipment. Read SDS and literature before specification and installation.




USG DONN® BRAND DXW™ ACOUSTICAL SUSPENSION SYSTEM




USG Donn® Brand DXW™
Acoustical Suspension System/
USG Eclipse™ Acoustical Panels with
ClimaPlus™ Performance

TO ORDER SAMPLES, GO TO USG.COM OR CGCINC.COM

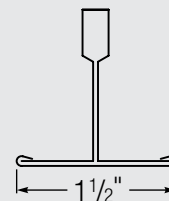
STANDARD COLORS



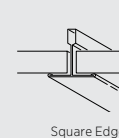
POWDER-COATED FINISH



PROFILE



EDGE DETAIL



FEATURES AND BENEFITS

- 1-1/2" exposed grid system. Design alternative for high-bay areas and large panel modules.
- Cross-tee override-ends resist twisting.
- Complies with all national code requirements.
- Proprietary Quick-Release™ cross tees.
- Custom colors available.
- ICC-ES evaluated for seismic installations (ESR-1222).

APPLICATIONS

- Interior general-use areas
- High-bay areas
- Large-module ceilings

USG DONN® BRAND DXW™ ACOUSTICAL SUSPENSION SYSTEM

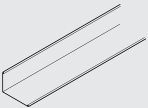
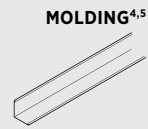
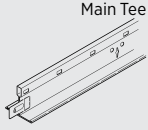
ORDER SAMPLES/LITERATURE
USG: usg.com or samplitt@usg.com
CGC: contact Sales Representative
TECHNICAL SERVICES
800.USG.4YOU (874-4968)

FOR MOST UP-TO-DATE
TECHNICAL INFORMATION
AND LEED REPORT TOOL
usgdesignstudio.com
cgcdesignstudio.com

30 YEAR LIMITED SYSTEM
WARRANTY
• No Visible Sag
• Mold/Mildew Protection

Declare. Declare® Labels on select finishes, see usg.com for more details and documentation.

1-1/2" TEE SYSTEM



PHYSICAL DATA/ FOOTNOTES

Notice

The information in this document is subject to change without notice. CGC Inc. or USG Corp. assumes no responsibility for any errors that may inadvertently appear in this document.

AC3037/rev. 10-23
© 2023 USG Corporation and/or its affiliates. All rights reserved. Printed in U.S.A.

ASTM Class	Length	Height	Item No.	Fire Rating	Color ³	Seismic Design Category ^{1,6}		Rated Load ²		
						IBC	ICC-ES Evaluated Installation	4' Hanger Spacing	5' Hanger Spacing	6' Hanger Spacing
Heavy Duty	12'	1-1/2" 38 mm	DXW26	Class A	Standard	A-F	7/8" Molding ACM7 Clip	16 lb./LF	8.5 lb./LF	5 lb./LF
	2'	1-1/2" 38 mm	DXW224	Class A	Standard	—	—	36.7 lb./LF	—	—
	4'	1-1/2" 38 mm	DXW424	Class A	Standard	—	—	13.8 lb./LF	—	—
Wall Angle	Length	Item No.	Color	Wall Angle	Length	Item No.	Color			
	12'	M7	Standard		10' 3000 mm	M20	Flat White			
	12'	M12	Standard							

Low Emissions (VOC)
CDPH 01350 v1.2-2017 compliance on select finishes, see usg.com for more details and documentation.

Product literature and samples

Data sheet: AC3037
Sample: 219168

Material

Min. G30 hot-dipped galvanized steel body and cap. Baked-on polyester paint or powder-coated finish.

Installation

Install according to ASTM C636, ASTM E580, Cisca and USG requirements. Alternate installation methods may be used when approved by the authority having jurisdiction.

Online tools

usgdesignstudio.com or cgcdesignstudio.com

ICC Evaluation Service, LLC Report Compliance

For areas under ICC jurisdiction, see ICC-ES Evaluation Report ESR-1222 for allowable values and conditions of use. Reports are subject to reexamination, revision and possible cancellation. Refer to usg.com for most current version.

ASTM Load Compliance

Classified as Heavy Duty when tested in accordance with ASTM C635.

Notes

- All USG main tees, cross tees and main tee-hanger wire connections meet AC 368 and ASTM E580 requirements for tension and compression strength, as tested per ASTM E3090.
- Rated Load expressed in lb./LF based on simple span tests in accordance with ASTM E3090 with deflection limit of L/360. Duty rating is assigned based on rated load per ASTM C635.
- Custom colors available.
- For more information on moldings, see Perimeter Interface selector.
- Panels must be field-cut to size at the perimeter.
- Seismically tested in accordance with ASTM E3118.

Manufactured by
USG Interiors, LLC
550 West Adams Street
Chicago, IL 60661

The trademarks USG, CGC, CLIMAPLUS, DONN, DXW, ECLIPSE, QUICK-RELEASE, IT'S YOUR WORLD, BUILD IT!, the USG/CGC logo, the design elements and colors, and related marks are trademarks of USG Corporation or its affiliates.


Safety First! Follow good safety/industrial hygiene practices during installation. Wear appropriate personal protective equipment. Read SDS and literature before specification and installation.

USG DONN® BRAND CENTRICITEE™ DXT™/DXLT™ ACOUSTICAL SUSPENSION SYSTEM


USG Donn® Brand Centricitee™
DXT™ Acoustical Suspension System/
USG Eclipse™ Acoustical Panels

TO ORDER SAMPLES, GO TO USG.COM OR CGCINC.COM

STANDARD COLORS



ADVANTAGE COLORS



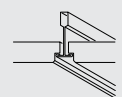
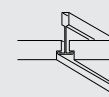
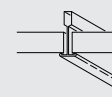
PREMIUM COLORS



PROFILE



EDGE DETAIL



FEATURES AND BENEFITS

- 9/16" exposed grid provides a clean aesthetic.
- Compatible with USG Logix™ Integrated Ceiling Systems.
- Cross-tee override-ends resist twisting and ensure a finished look.
- Proprietary Quick-Release™ cross tees.
- High recycled content (HRC) available.
- Seismic installation designs validated in ICC-ES Evaluation Report ESR-1222.
- Premium and custom colors available.
- Some items available in metric sizes.
- USG Donn® Brand Centricitee™ DXT™/DXLT™ Acoustical Suspension System is part of the Ecoblueprint™ portfolio — meeting today's sustainability standards. For sustainability documentation go to USG.com or CGCInc.com.

APPLICATIONS

- Interior general-use areas
- Fire-rated interior general-use areas
- USG Logix™ Integrated Ceiling Systems

USG DONN® BRAND CENTRICITEE™ DXT™/DXLT™ ACOUSTICAL SUSPENSION SYSTEM

ORDER SAMPLES/LITERATURE
USG: usg.com or samplitt@usg.com
CGC: contact Sales Representative

TECHNICAL SERVICES
800 USG.4YOU (874-4968)

FOR MOST UP-TO-DATE
TECHNICAL INFORMATION
AND LEED REPORT TOOL
usgdesignstudio.com
cgcdesignstudio.com

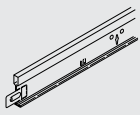


Declare® Labels on select finishes, see usg.com for more details and documentation.

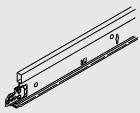
ASTM Class	Length	Height	Item No.	Fire Rating	Color ⁵	Seismic Design Category ^{1,6}		Rated Load ²			
						IBC	ICC-ES Evaluated Installation	4' Hanger Spacing	5' Hanger Spacing		
Intermediate Duty	10' 3000 mm	1-1/2" 38 mm	DXT24-10	Class A	SC, AC, PC	A, C		12 lb./LF	6.3 lb./LF		
	12' 3600 mm	1-1/2" 38 mm	DXT24								
			DXT24HRC								
Heavy Duty	12' 3600 mm	1-5/8" 42 mm	DXT26	Class A	SC, AC, PC	A, C	7/8" Molding ACM7 Clip	16 lb./LF	8.1 lb./LF		
			DXT26HRC								
	1'	1-1/2"	DXT122	Class A	SC, AC, PC	A, C		12 lb./LF	6.3 lb./LF		
	2' 600 mm	1-1/2" 38 mm	DXT222								
			DXT222HRC								
			DXLT222								
	30"	1-1/2"	DXT3022								
	4' 1200 mm	1-1/2" 38 mm	DXT422								
			DXT424								
			DXT424HRC								
	5'	1-1/2"	DXT524								
			6'							1-1/2"	DXT624
											8'

9/16" TEE SYSTEM^{3,4}

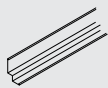
Main Tee



Cross Tee 1-1/2"^{3,4}



MOLDING²



Shadowline

PHYSICAL DATA/ FOOTNOTES

Low Emissions (VOC)
CDPH 01350 v1.2-2017 compliance on select finishes, see usg.com for more details and documentation.

High Recycled Content
USG classifies High Recycled Content as greater than 50%. Total recycled content is based on product composition of postconsumer and preconsumer (postindustrial) recycled content per FTC guidelines.



Wall Angle	Length	Item No.	Color
	12' 3600 mm	M9	Flat White, Standard, Advantage, Premium
		M9HRC	Flat White, Standard, Advantage, Premium
	12'	MS125	Flat White, Standard, Advantage, Premium
		MS174	Flat White, Standard, Advantage, Premium
	12'	MS174HRC	Flat White, Standard, Advantage, Premium
		MS274	Flat White
	10'	2" shelf for seismic	Flat White

Product literature and samples
Data sheet: AC3040, USG Logix™ system guide: IS268
USG Logix™ architectural design guide: IS287, USG Logix™ critical system dimensions: IS609, Sample: 206564

Material
Min. G30 hot-dipped galvanized steel body and cap. Baked on polyester paint or powder-coated finish.

Installation
Install according to ASTM C636, ASTM E580, CISCA and USG requirements. Alternate installation methods may be used when approved by the authority having jurisdiction.

Online tools
usgdesignstudio.com or cgcdesignstudio.com

Air diffusers
Refer to: AC272

Limitations
Refer to specific ceiling panel for limitations with square edge panels.

ICC Evaluation Service, LLC Report Compliance
For areas under ICC jurisdiction, see ICC-ES Evaluation Report ESR-1222 for allowable values and conditions of use. Reports are subject to reexamination, revision and possible cancellation. Refer to usg.com for most current version.

ASTM Load Compliance
Classified as Light, Intermediate or Heavy Duty when tested in accordance with ASTM C635.

- Notes**
- All USG main tees, cross tees and main tee-hanger wire connections meet AC 368 and ASTM E580 requirements for tension and compression strength, as tested per ASTM E3090.
 - Rated Load expressed in lb./LF based on simple span tests in accordance with ASTM E3090 with deflection limit of L/360. Duty rating is assigned based on rated load per ASTM C635.
 - Panels must be specified to be field-cut to size and field-revealed to provide as wide a lay-on edge as possible.
 - Metric sizes shown available with standard lead times. Other metric sizes available by RTQ.
 - SC = Standard Color, AC=Advantage Color, PC=Premium Color
 - Seismically tested in accordance with ASTM E3118.

Notice

The information in this document is subject to change without notice. CGC Inc. or USG Corp. assumes no responsibility for any errors that may inadvertently appear in this document.

AC3040/rev. 10-23
© 2023 USG Corporation and/or its affiliates. All rights reserved. Printed in USA

Manufactured by USG Interiors, LLC
550 West Adams Street
Chicago, IL 60661

The trademarks USG, CGC, CENTRICITEE, DONN, DXLT, DXT, ECLIPSE, ECOBLUEPRINT, FIRECODE, LOGIX, QUICK-RELEASE, IT'S YOUR WORLD. BUILD IT., the USG/CGC logo, the design elements and colors, and related marks are trademarks of USG Corporation or its affiliates.

Safety First! Follow good safety/industrial hygiene practices during installation. Wear appropriate personal protective equipment. Read SDS and literature before specification and installation.



USG DONN® BRAND FINELINE® DXF™/DXLF™ ACOUSTICAL SUSPENSION SYSTEM


USG Donn® Brand Fineline®
DXF™ Acoustical Suspension System/
USG Eclipse™ Acoustical Panels with
ClimaPlus™ Performance

TO ORDER SAMPLES, GO TO USG.COM OR CGCINC.COM


STANDARD COLORS⁴




ADVANTAGE COLORS⁴



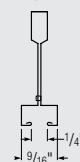
PREMIUM COLORS



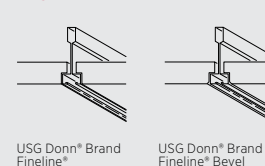
POWDER-COATED FINISH



PROFILE



EDGE DETAIL



FEATURES AND BENEFITS

- Narrow-profile, slotted grid system with 1/4" reveal provides streamlined appearance.
- Reveal accommodates partition attachments and pendant-mounted light fixtures.
- Mitered intersections offer a clean, tailored appearance.
- Complies with all national code requirements, including fire-rated assemblies up to one hour.
- Optional integrated air diffuser.
- Accepts USG Celebration™ Snap-In Ceiling Panels for ceiling-area accents without changing grid system.
- Custom colors available.
- High recycled content (HRC) available.
- ICC-ES evaluated for seismic installations (ESR-1222).
- USG Donn® Brand Fineline® DXF™/DXLF™ Acoustical Suspension System is part of the Ecoblueprint™ portfolio - meeting today's sustainability standards. For sustainability documentation go to USG.com or CGCInc.com.

APPLICATIONS

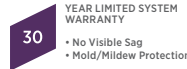
- All interior general-use areas
- Fire-rated interior general-use areas

USG DONN® BRAND FINELINE® DXF™/DXLF™ ACOUSTICAL SUSPENSION SYSTEM

ORDER SAMPLES/LITERATURE
USG: usg.com or samplitt@usg.com
CGC: contact Sales Representative

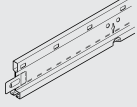
TECHNICAL SERVICES
800 USG.4YOU (874-4968)

FOR MOST UP-TO-DATE
TECHNICAL INFORMATION
AND LEED REPORT TOOL
usgdesignstudio.com
cgcdesignstudio.com

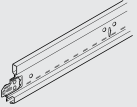


Declare® Labels on select finishes, see usg.com for more details and documentation.

9/16" TEE SYSTEM¹³ Main Tee



Cross Tee



ASTM Class	Length	Height	Item No. ^{3,6}	Fire Rating	Seismic Design Category ^{1,14}		Rated Load ²		
					IBC	ICC-ES Evaluated Installation	4' Hanger Spacing	5' Hanger Spacing	6' Hanger Spacing
Intermediate Duty	10'	1-25/32" 45 mm	DXF2924-10	Class A	A-C	7/8" Molding ACM7 Clip	12 lb./LF	6.2 lb./LF	3.6 lb./LF
			DXF2930 ¹¹						
			DXF2920 ¹²						
	12' 3600 mm	1-25/32" 45 mm	DXF2924 ⁵	Class A	A-C	7/8" Molding ACM7 Clip	12 lb./LF	6.2 lb./LF	3.6 lb./LF
			DXF2924HRC ⁵						
	12' 3600 mm	1-25/32" 45 mm	DXF2948	Class A	A-C	7/8" Molding ACM7 Clip	12 lb./LF	6.2 lb./LF	3.6 lb./LF
DXLF2924 ⁵									
Heavy Duty	12' 3600 mm	1-25/32" 45 mm	DXFH2924 ⁵	Class A	A-F	7/8" Molding ACM7 Clip	16 lb./LF	8 lb./LF	4.6 lb./LF
	1'	1-25/32" 45 mm	DXF129	Class A					
	2' 600 mm	1-25/32" 45 mm	DXF229	Class A					
			DXF229HRC	Class A					
			DXLF229	Class A					
	30"	1-25/32" 45 mm	DXF30	Class A					
	4' 1200 mm	1-25/32" 45 mm	DXF429	Class A					
	4' 1200 mm	1-25/32" 45 mm	DXF429NHRC	Class A					
			DXF429S ⁸	Class A					
			DXF429N ⁷	Class A					
			DXLF429N ⁷	Class A					
	57"	1-25/32" 45 mm	DXF57	Class A					
	5' 1500 mm	1-25/32" 45 mm	DXF529N ⁷	Class A					
	6'	1-25/32" 45 mm	DXF629	Class A					
8'	1-25/32" 45 mm	DXF829	Class A						

Low Emissions (VOC)
CDPH 01350 v1.2-2017 compliance on select finishes, see usg.com for more details and documentation.

High Recycled Content
USG classifies High Recycled Content as greater than 50%. Total recycled content is based on product composition of postconsumer and preconsumer (postindustrial) recycled content per FTC guidelines.

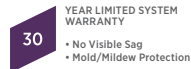
Firecode®

USG DONN® BRAND FINELINE® DXF™/DXLF™ ACOUSTICAL SUSPENSION SYSTEM

ORDER SAMPLES/LITERATURE
USG: usg.com or samplit@usg.com
CGC: contact Sales Representative

TECHNICAL SERVICES
800.USG.4YOU (874-4968)

FOR MOST UP-TO-DATE
TECHNICAL INFORMATION
AND LEED REPORT TOOL
usgdesignstudio.com
cgcdesignstudio.com

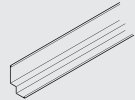


Declare® Labels on select finishes, see usg.com for more details and documentation.

MOLDING^{9,10,13}



Shadowline^{9,10}



Wall Angle	Length	Item No.	Color
	12' 3600 mm	M9	Flat White, Standard, Advantage, Premium
		M9 HRC 	Flat White, Standard, Advantage, Premium
	12'	MS174	Flat White, Standard, Advantage, Premium
		MS174HRC 	Flat White, Standard, Advantage, Premium
<p>2" shelf for seismic</p>	12'	MS274	Flat White, Standard, Advantage, Premium

Low Emissions (VOC)
CDPH 01350 v1.2-2017 compliance on select finishes, see usg.com for more details and documentation.

High Recycled Content
USG classifies High Recycled Content as greater than 50%. Total recycled content is based on product composition of postconsumer and preconsumer (postindustrial) recycled content per FTC guidelines.

PHYSICAL DATA/ FOOTNOTES

Product literature and samples

Data sheet: AC3034
Technical data: AC272
Sample: 204105

Installation

Install according to ASTM C636, ASTM E580, CISCA and USG requirements. Alternate installation methods may be used when approved by the authority having jurisdiction.

Limitations

For exposed grids in non-fire-rated, high-humidity applications, use USG Donn® Brand Fineline® DXFEV™ G90 painted suspension system. For exterior applications, the suspension system should be reviewed by a structural engineer. Please refer to SC2561 for more information about USG Donn® Brand Fineline® DXFEV™ and exterior ceiling applications.

Online tools

usgdesignstudio.com or cgcdesignstudio.com

Material

Min. G30 hot-dipped galvanized steel body. Baked-on polyester paint.

ICC Evaluation Service, LLC Report Compliance

For areas under ICC jurisdiction, see ICC-ES Evaluation Report ESR-1222 for allowable values and conditions of use. Reports are subject to reexamination, revision and possible cancellation. Refer to usg.com for most current version.

ASTM Load Compliance

Classified as Light, Intermediate or Heavy Duty when tested in accordance with ASTM C635.

Air Diffusers

Refer to AC272.

Notes

- All USG main tees, cross tees and main tee-hanger wire connections meet AC 368 and ASTM E580 requirements for tension and compression strength, as tested per ASTM E3090.
- Rated Load expressed in lb./LF based on simple span tests in accordance with ASTM E3090 with deflection limit of L/360. Duty rating is assigned based on rated load per ASTM C635.
- Some products are available in metric. Call Customer Service for details.
- Custom color available.
- Standard main tee is notched 24" o.c. but has cross-tee holes 12" o.c.
- Cross-tee hole spacings available for a variety of modules except USG Donn® Brand Fineline® DXLF™.
- N = Notch at midpoint.
- S = Midpoint notch on one side only to accommodate light fixture.
- For more information about moldings, see Perimeter Interface selector.
- Panels must be field-cut to size at the perimeter.
- Notched 30" o.c.
- Notched 20" o.c.
- Metric sizes listed available with standard lead times. Other metric sizes available by RTQ.
- Seismically tested in accordance with ASTM E318

Notice

The information in this document is subject to change without notice. CGC Inc. or USG Corp. assumes no responsibility for any errors that may inadvertently appear in this document.

AC3034/rev. 10-23

© 2023 USG Corporation and/or its affiliates. All rights reserved. Printed in U.S.A.

Manufactured by USG Interiors, LLC
550 West Adams Street
Chicago, IL 60661

The trademarks USG, CGC, CELEBRATION, CLIMAPLUS, DONN, DXF, DXFEV, DXLF, ECLIPSE, ECOBLUEPRINT, FINELINE, FIRECODE, LOGIX, ZXLA, IT'S YOUR WORLD. BUILD IT., the USG/CGC logo, the design elements and colors, and related marks are trademarks of USG Corporation or its affiliates.

Safety First! Follow good safety/industrial hygiene practices during installation. Wear appropriate personal protective equipment. Read SDS and literature before specification and installation.






USG DX® Acoustical Suspension System
Cincinnati Children's Hospital - College Hill
Architect: GBBN
Photo: ©Ryan Kurtz Photography LLC

USG DONN® BRAND FINELINE® 1/8 DXFF™ ACOUSTICAL SUSPENSION SYSTEM


USG Donn® Brand Fineline®
1/8" DXFF™ Acoustical Suspension
System/USG Eclipse™ Acoustical
Panels with ClimaPlus™ Performance

TO ORDER SAMPLES, GO TO USG.COM OR CGCINC.COM


STANDARD COLORS³




ADVANTAGE COLORS³



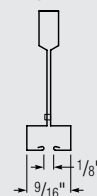
PREMIUM COLORS



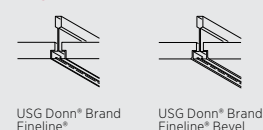
POWDER-COATED FINISH



PROFILE



EDGE DETAIL



FEATURES AND BENEFITS

- Narrow-profile, slotted grid system with 1/8" reveal provides streamlined appearance.
- Reveal accommodates partition attachments and pendant-mounted light fixtures.
- Mitered intersections offer a clean, tailored appearance.
- Complies with all national code requirements.
- Optional integrated air diffuser.
- Custom colors available.
- ICC-ES evaluated for seismic installations (ESR-1222).
- Standard components available in Imperial and Metric sizes.
- USG Donn® Brand Fineline® 1/8 DXFF Acoustical Suspension System is part of the Ecoblueprint™ portfolio — meeting today's sustainability standards. For sustainability documentation go to USG.com or CGCInc.com.

APPLICATIONS

- All interior general-use areas

USG DONN® BRAND FINELINE® 1/8 DXFF™ ACOUSTICAL SUSPENSION SYSTEM

ORDER SAMPLES/LITERATURE
USG: usg.com or samplitt@usg.com
CGC: contact Sales Representative

TECHNICAL SERVICES
800.USG.4YOU (874-4968)

FOR MOST UP-TO-DATE
TECHNICAL INFORMATION
AND LEED REPORT TOOL
usgdesignstudio.com
cgcdesignstudio.com

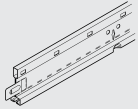
30 YEAR LIMITED SYSTEM WARRANTY
• No Visible Sag
• Mold/Mildew Protection

ECOBLEUPRINT

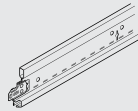
Declare®

Declare® Labels on select finishes, see usg.com for more details and documentation.

9/16" TEE SYSTEM® Main Tee⁴



Cross Tee



MOLDING⁷



PHYSICAL DATA/ FOOTNOTES

ASTM Class	Length	Height	Item No.	Fire Rating	Seismic Design Category ^{1,9}		Rated Load ²		
					IBC	ICC-ES Evaluated Installation	4' Hanger Spacing	5' Hanger Spacing	6' Hanger Spacing
Intermediate Duty	10'	1-25/32" 45 mm	DXFF2930	Class A	A-C	7/8" Molding ACM7 Clip	12 lb./LF	6.2 lb./LF	3.6 lb./LF
	12'	1-25/32" 45 mm	DXFF2924 DXFF2948						
	3600 mm	45 mm	MEDXFF3600						
Heavy Duty	12'	1-25/32" 42 mm	DXFFH2924	Class A	A-F	7/8" Molding ACM7 Clip	16 lb./LF	8.2 lb./LF	4.7 lb./LF
	3600 mm	45 mm	MEDXFFH3600						
	1'	1-25/32"	DXFF129	Class A					
	2'	1-25/32"	DXFF229						
	30"	1-25/32"	DXFF30						
	4'	1-25/32"	DXFF429 DXFF429N ⁵ DXFF429S ⁶						
	5'	1-25/32"	DXFF529 DXFF529N ⁵						
	1200 mm	45 mm	MEDXFF1200 MEDXFF1200N ⁵ MEDXFF1200S ⁶						
	600 mm	45 mm	MEDXFF600						

Low Emissions (VOC)

CDPH 01350 v1.2-2017 compliance on select finishes, see usg.com for more details and documentation.

Wall Angle	Length	Item No.	Wall Angle	Length	Item No.
	12' 3600 mm	M9		12' 3600 mm	MS174

Product literature and samples

Data sheet: AC3033
Sample: 270308

Material

Min. G30 hot-dipped galvanized steel tee. Baked-on polyester paint.

Installation

Install according to ASTM C636, ASTM E580, CISCA and USG requirements. Alternate installation methods may be used when approved by the authority having jurisdiction.

Online tools

usgdesignstudio.com or cgcdesignstudio.com

ICC Evaluation Service, LLC Report Compliance

For areas under ICC jurisdiction, see ICC-ES Evaluation Report ESR-1222 for allowable values and conditions of use. Reports are subject to reexamination, revision and possible cancellation. Refer to usg.com for most current version.

ASTM Load Compliance

Classified as Light, Intermediate or Heavy Duty when tested in accordance with ASTM C635.

Air diffusers

Request AC272.

Notes

- All USG main tees, cross tees and main tee-hanger wire connections meet AC 368 and ASTM E580 requirements for tension and compression strength, as tested per ASTM E3090.
- Rated Load expressed in lb./LF based on simple span tests in accordance with ASTM E3090 with deflection limit of L/360. Duty rating is assigned based on rated load per ASTM C635.
- Custom color available.
- Cross-tee notches available in 24" and 30" modules. Standard is 24" o.c.
- N = Notch at midpoint.
- Midpoint notch on one side only to accommodate light fixtures.
- Panels must be field-cut to size at the perimeter.
- Metric sizes listed available with standard lead times. Other metric sizes available by RTQ.
- Seismically tested in accordance with ASTM E3118.

Notice

The information in this document is subject to change without notice. CGC Inc. or USG Corp. assumes no responsibility for any errors that may inadvertently appear in this document.

AC3033/rev. 10-23

© 2023 USG Corporation and/or its affiliates. All rights reserved. Printed in U.S.A.

Manufactured by USG Interiors, LLC
550 West Adams Street
Chicago, IL 60661

The trademarks USG, CGC, CLIMAPLUS, DONN, DXFF, ECLIPSE, ECOBLEUPRINT, FINELINE, IT'S YOUR WORLD, BUILD IT., the USG/CGC logo, the design elements and colors, and related marks are trademarks of USG Corporation or its affiliates.

Safety First! Follow good safety/industrial hygiene practices during installation. Wear appropriate personal protective equipment. Read SDS and literature before specification and installation.

USG CGC

USG DONN® BRAND IDENTITEE® DXI™ ACOUSTICAL SUSPENSION SYSTEM


USG Donn® Brand Identitee® DXI™
Acoustical Suspension System/USG
Halcyon™ Acoustical Panels

TO ORDER SAMPLES, GO TO USG.COM OR CGCINC.COM


STANDARD COLORS³




ADVANTAGE COLORS³



PREMIUM COLORS



POWDER-COATED FINISH



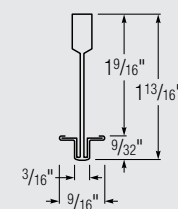
FEATURES AND BENEFITS

- Narrow-profile grid system with double 1/8" reveal.
- Seamless reveal at intersections.
- Meets or exceeds all national code requirements including seismic.
- Compatible with USG Logix™ Integrated System.
- Custom colors available.
- ICC-ES evaluated for seismic installations (ESR-1222).
- G30 hot-dipped galvanized steel body and cap inhibits red rust.
- All USG Donn® Brand Identitee® DXI™ items have High Recycled Content (HRC).
- Metric sizes available.
- Proprietary cap lance allows a variety of color and coating options to meet unique project requirements.
- USG Donn® Brand Identitee® DXI™ Suspension System is part of the Ecoblueprint™ portfolio – meeting today's sustainability standards. For sustainability documentation go to USG.com or CGCInc.com.

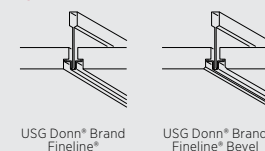
APPLICATIONS

- All interior general-use areas
- USG Logix™ Integrated System

PROFILE



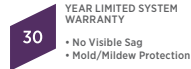
EDGE DETAIL



USG DONN® BRAND IDENTITEE® DXI™ ACOUSTICAL SUSPENSION SYSTEM

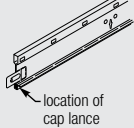
ORDER SAMPLES/LITERATURE
USG: usg.com or samplitt@usg.com
CGC: contact Sales Representative
TECHNICAL SERVICES
800 USG.4YOU (874-4968)

FOR MOST UP-TO-DATE
TECHNICAL INFORMATION
AND LEED REPORT TOOL
usgdesignstudio.com
cgcdesignstudio.com

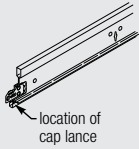


Declare® Labels on select finishes, see usg.com for more details and documentation.

9/16" TEE SYSTEM® Main Tee



Cross Tee



ASTM Class	Length	Height	Item No.	Fire Rating	Seismic Design Category ^{1,9}		Rated Load ²		
					IBC	ICC-ES Evaluated Installation	4' Hanger Spacing	5' Hanger Spacing	6' Hanger Spacing
Intermediate Duty	12' 3600 mm	1-13/16" 46.5 mm	DXI24HRC 	Class A 	A-C	7/8" Molding ACM7 Clip 	12 lb./ LF	6.7 lb./LF	4.2 lb./LF
Heavy Duty	12' 3600 mm	1-13/16" 46.5 mm	DXI26HRC 	Class A	A-F	7/8" Molding ACM7 Clip	16 lb./ LF	8.5 lb./ LF	5.1 lb./LF
Heavy Duty	10' 10' 12' 8'	1-13/16" 46.5 mm	DXIH20HRC DXIH20/27HRC DXIH2412/20HRC DXIH96/21HRC 	Class A	A-F	7/8" Molding ACM7 Clip	16 lb./ LF	8.5 lb./ LF	5.1 lb./LF
—	21"	1-13/16" 46.5 mm	DXI2124HRC 	Class A	—	—	—	—	—
—	27"	1-13/16" 46.5 mm	DXI2724HRC 	Class A	—	—	—	—	—
—	30"	1-13/16" 46.5 mm	DXI3024HRC 	Class A	—	—	—	—	—
—	42"	1-13/16" 46.5 mm	DXI4224HRC 	Class A	—	—	—	—	—
—	54"	1-13/16" 46.5 mm	DXI5424HRC 	Class A	—	—	—	—	—
—	57"	1-13/16" 46.5 mm	DXI5724HRC 	Class A	—	—	—	—	—
—	1'	1-13/16" 46.5 mm	DXI24HRC 	Class A	—	—	—	—	—
—	2' 600 mm	1-13/16" 46.5 mm	DXI224HRC 	Class A	—	—	—	—	—
—	4' 1200 mm	1-13/16" 46.5 mm	DXI424HRC 	Class A	—	—	—	—	—
—	5' 1500 mm	1-13/16" 46.5 mm	DXI524HRC 	Class A	—	—	—	—	—
—	6'	1-13/16" 46.5 mm	DXI624HRC 	Class A	—	—	—	—	—
—	8'	1-13/16" 46.5 mm	DXI 824HRC 	Class A	—	—	—	—	—
—	USG Logix™	1-13/16" 46.5 mm	See USG Logix™ Guide IS268 	Class A	—	—	—	—	—

Low Emissions (VOC)
CDPH 01350 v1.2-2017 compliance on select finishes, see usg.com for more details and documentation.

High Recycled Content
USG classifies High Recycled Content as greater than 50%. Total recycled content is based on product composition of postconsumer and preconsumer (postindustrial) recycled content per FTC guidelines.

USG DONN® BRAND IDENTITEE® DXI™ ACOUSTICAL SUSPENSION SYSTEM

ORDER SAMPLES/LITERATURE
USG: usg.com or samplit@usg.com
CGC: contact Sales Representative

TECHNICAL SERVICES
800 USG.4YOU (874-4968)

FOR MOST UP-TO-DATE
TECHNICAL INFORMATION
AND LEED REPORT TOOL
usgdesignstudio.com
cgcdesignstudio.com

30 YEAR LIMITED SYSTEM
WARRANTY
• No Visible Sag
• Mold/Mildew Protection

HRC HIGH RECYCLED
CONTENT

ECOBUEPRINT

Declare.

Declare® Labels on select
finishes, see usg.com for more
details and documentation.

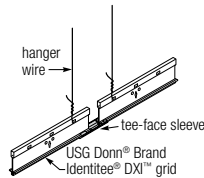
MOLDING⁵



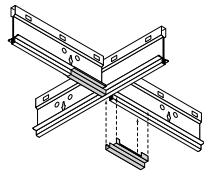
Shadowline



Face Sleeve



Intersection Sleeve



Wall Angle	Length	Item No.	Color
	12' 3600 mm	M9	Flat White Standard Advantage Premium
		M9HRC 	Flat White Standard Advantage Premium
	12	MS125	Flat White Standard Advantage Premium
		MS174	Flat White Standard Advantage Premium
	12'	MS174	Flat White Standard Advantage Premium
		MS174HRC 	Flat White Standard Advantage Premium
	—	TFS-5⁶	—
	—	TFS-5 DXI FC⁷	—

Low Emissions (VOC)
CDPH 01350 v1.2-2017 compliance on select
finishes, see usg.com for more details and
documentation.

High Recycled Content
USG classifies High Recycled Content as greater than 50%. Total recycled content
is based on product composition of postconsumer and preconsumer (postindustrial)
recycled content per FTC guidelines.

USG DONN® BRAND IDENTITEE® DXI™ ACOUSTICAL SUSPENSION SYSTEM

ORDER SAMPLES/LITERATURE
USG: usg.com or samplitt@usg.com
CGC: contact Sales Representative

TECHNICAL SERVICES
800 USG.4YOU (874-4968)

**FOR MOST UP-TO-DATE
TECHNICAL INFORMATION
AND LEED REPORT TOOL**
usgdesignstudio.com
cgcdesignstudio.com



Declare® Labels on select finishes, see usg.com for more details and documentation.

PHYSICAL DATA/ FOOTNOTES

Product literature and samples

Data sheet: AC3281
USG Logix™ system guide: IS268
USG Logix™ architectural design guide: IS287
Sample: 216276

Material

G30 hot-dipped galvanized steel body and cap. Baked-on polyester paint.

Installation

Install according to ASTM C636, ASTM E580, Cisca and USG requirements. Alternate installation methods may be used when approved by the authority having jurisdiction.

Online tools

usgdesignstudio.com or cgcdesignstudio.com

ICC Evaluation Service, LLC Report Compliance

For areas under ICC jurisdiction, see ICC-ES Evaluation Report ESR-1222 for allowable values and conditions of use. Reports are subject to reexamination, revision and possible cancellation. Refer to usg.com for most current version.

Classified as Light, Intermediate or Heavy Duty when tested in accordance with ASTM C635.

Air diffusers

Request AC272-290.

Additional accessories

1. Load transfer bracket—use DXI/DXT26LTB.
2. Partition attachment—use UPAC.
3. Lift fixture clip—use LFC.

Notes

1. All USG main tees, cross tees and main tee-hanger wire connections meet AC 368 and ASTM E580 requirements for tension and compression strength, as tested per ASTM E3090.
2. Rated Load expressed in lb./LF based on simple span tests in accordance with ASTM E3090 with deflection limit of L/360. Duty rating is assigned based on rated load per ASTM C635.
3. Custom color available. Upcharges apply to Standard and Advantage colors.
4. Available in metric.
5. Panels must be field-cut to size at the perimeter.
6. For seismic expansion joints.
7. For off-module intersections.
8. Metric items listed available with standard lead times. Other metric items available by RTQ.
9. Seismically tested in accordance with ASTM E318.

Notice

The information in this document is subject to change without notice. CGC Inc. or USG Corp. assumes no responsibility for any errors that may inadvertently appear in this document.

AC3281/rev. 10-23

© 2023 USG Corporation and/or its affiliates. All rights reserved. Printed in U.S.A.

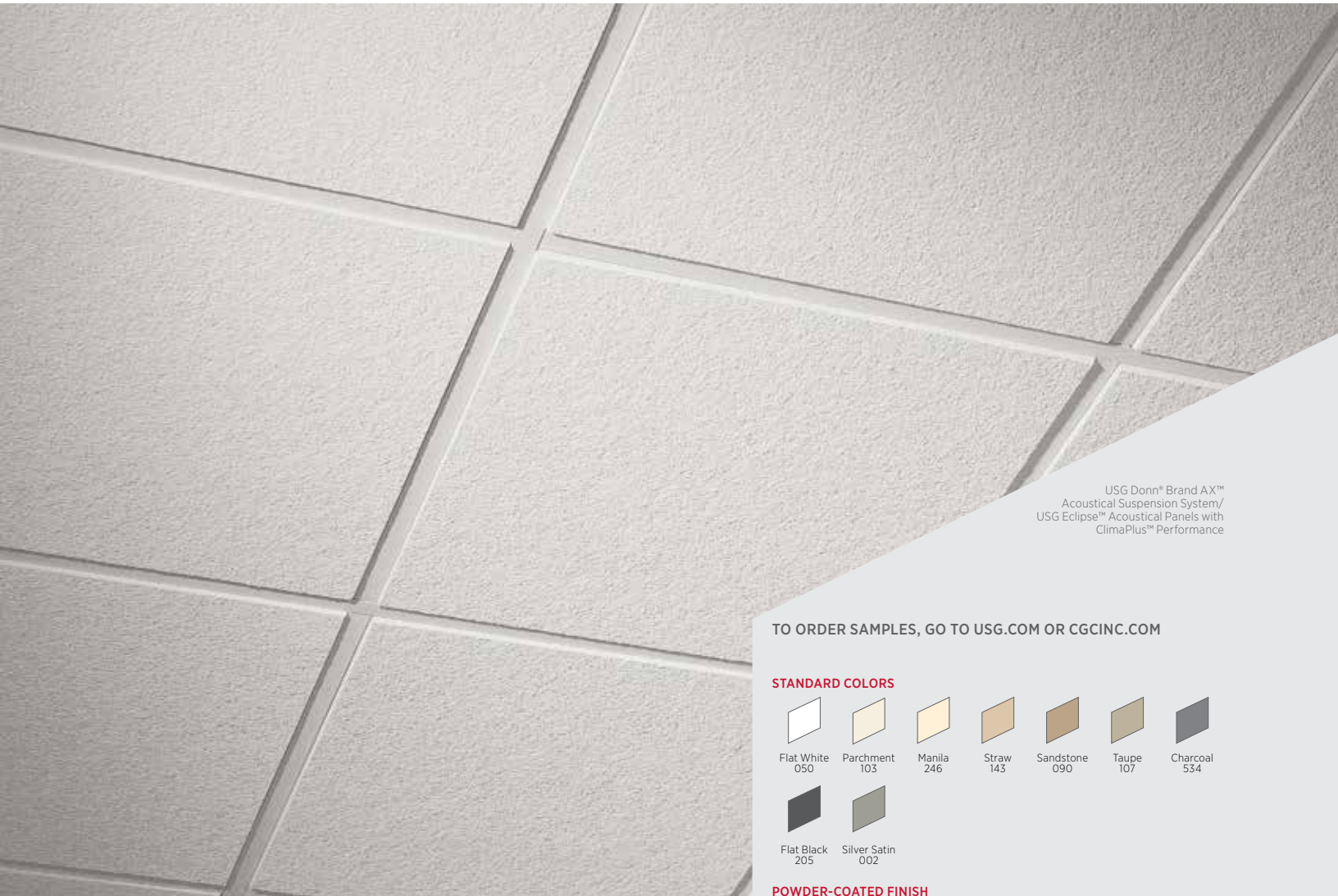
Manufactured by
USG Interiors, LLC
550 West Adams Street
Chicago, IL 60661

The trademarks USG, CGC, AX, DONN, DXI, FINELINE, HALCYON, IDENTITEE, LOGIX, ZXLA, IT'S YOUR WORLD, BUILD IT., the USG/CGC logo, the design elements and colors, and related marks are trademarks of USG Corporation or its affiliates.

Safety First! Follow good safety/industrial hygiene practices during installation. Wear appropriate personal protective equipment. Read SDS and literature before specification and installation.



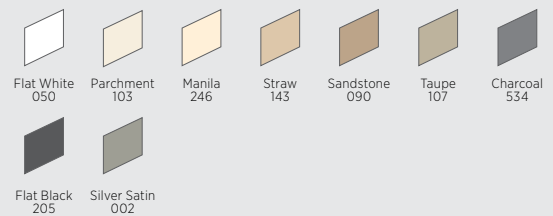
USG DONN® BRAND AX™/AXCE™ ACOUSTICAL SUSPENSION SYSTEM



USG Donn® Brand AX™
Acoustical Suspension System/
USG Eclipse™ Acoustical Panels with
ClimaPlus™ Performance

TO ORDER SAMPLES, GO TO USG.COM OR CGCINC.COM

STANDARD COLORS



POWDER-COATED FINISH



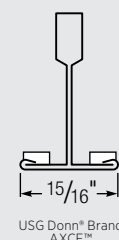

FEATURES AND BENEFITS

- Cleanability exceeds *FGI guidelines for healthcare facilities*.
- Noncorrosive aluminum 15/16" exposed grid system with stainless steel clip, ideal for high-humidity or wet-cleaned areas.
- Capable of withstanding cleaning and/or disinfecting chemicals as tested in accordance with ASTM D5402.
- Tested in accordance with ASTM C635.
- Aluminum components can be used in nonmagnetic environments and meet USDA/FSIS requirements.
- Cross-tee override-ends resist twisting and give a professionally finished look.
- Proprietary stainless steel Quick-Release™ clip.
- Up to 90% recycled content.
- Factory applied, white closed cell foam gasket.
- ICC-ES approved for seismic installations (ESR-1222)

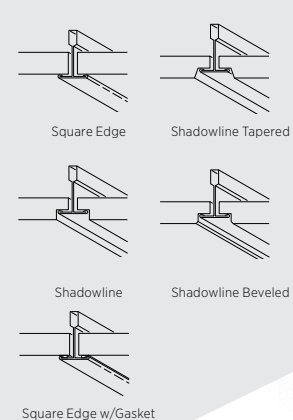
APPLICATIONS

- Healthcare facilities, restricted and semirestricted areas
- MRI rooms
- Magnetic-free zones
- High-humidity areas
- Food processing areas
- AXCE Certified to meet ISO 14644-1 Class 5-8 (Fed. Standard 209E Class 100-100,000)

PROFILE



EDGE DETAIL



USG DONN® BRAND AX™/AXCE™ ACOUSTICAL SUSPENSION SYSTEM

ORDER SAMPLES/LITERATURE
USG: usg.com or samplitt@usg.com
CGC: contact Sales Representative

TECHNICAL SERVICES
800.USG.4YOU (874-4968)

FOR MOST UP-TO-DATE
TECHNICAL INFORMATION
AND LEED REPORT TOOL
usgdesignstudio.com
cgcdesignstudio.com

30 YEAR LIMITED SYSTEM WARRANTY
• No Visible Sag
• Mold/Mildew Protection

ASTM Class	Length	Height	Item No.	Fire Rating	Color	Seismic Design Category ^{1,7,8}		Rated Load ²			
						IBC	ICC-ES Approved Installation	2' Hanger Spacing	30" Hanger Spacing	3' Hanger Spacing	4' Hanger Spacing
Light Duty	12'	1-1/2" 38 mm	AX26		Flat White		7/8" Molding ALACM7 Clip	35 lb./LF	18.7 lb./LF	11.2 lb./LF	5 lb./LF
	2'	1-1/2" 38 mm	AX224	Class A	Flat White						
	4'	1-1/2" 38 mm	AX424	Class A	Flat White						
Light Duty	12'	1-1/2" 38 mm	AXCE26	Class A	Flat White	A-F	7/8" Molding ALACM7 Clip	35 lb./LF	18.7 lb./LF	11.2 lb./LF	5 lb./LF
	2'	1-1/2" 38 mm	AXCE224	Class A	Flat White						
	4'	1-1/2" 38 mm	AXCE424	Class A	Flat White						
Wall Angle	Length	Item No.	Color	Perimeter Channel	Length	Item No.	Color				
	12'	M7A	Flat White		10'	UA25	Flat White				
	12'	M7ACE	Flat White		10'	UA25CE	Flat White				

Low Emissions (VOC)
CDPH 01350 v1.2-2017 compliance on select finishes, see usg.com for more details and documentation.

PHYSICAL DATA/ FOOTNOTES

Product literature and samples

Data sheet: AC3041
Technical Guide: AC329917
USG Donn® Brand AX™ sample: 272638
USG Donn® Brand AXCE™ sample: 216857

Product information

See usg.com for the most up-to-date product information.

Material

Double-steel aluminum tee with aluminum cap and stainless steel Quick-Release™ clip. Baked-on polyester paint.

Installation

Install according to ASTM C636, ASTM E580, CISCA and USG requirements. Alternate installation methods may be used when approved by the authority having jurisdiction.

ICC Evaluation Service, LLC Report Compliance

For areas under ICC jurisdiction, see ICC-ES Evaluation Report ESR-1222 for allowable values and conditions of use. Reports are subject to reexamination, revision and possible cancellation. Refer to usg.com for most current version.

Online tools

usgdesignstudio.com or cgcdesignstudio.com

Limitations

Non-fire-rated applications only. Finish is not UV-resistant; should not be installed where direct exposure to sun or weather will occur, such as fascias or facades. Indirect exposure to severe environmental conditions may shorten the lifespan of the product. The gasket face applied to USG Donn® Brand AXCE™ contains a protective strip that must be removed prior to panel installation. The standard gasket is not recommended for installations with metal panels. If metal panels are desired, a special gasket suitable for metal panels may be applied to the USG Donn® Brand DXACE™ suspension system through special order.

Clean Room Installation

Must be installed in compliance with ASTM C636, ASTM E580, CISCA and standard industry practices, within all applicable code requirements. Class 5-8 (Fed. Standard 209E Class 100-100,000) installations require hold-down clips and US28CE molding. Install a L15 hold-down clip within 3 in. of each panel corner. For a 2' x 4' system install an additional L15 hold-down clip centered on the 4' side. Border panels shall have a C-8 hold-down clip within 3 in. of each panel corner. For a 2' x 4' system install an additional C-8 hold-down clip centered on the 4' side. Alternative assemblies and installation methods may be utilized.

ASTM Load Compliance

Classified as Light Duty when tested in accordance with ASTM C635.

Seismic and heavy duty applications

See SC2499.

Notes

- All USG main tees, cross tees and main tee-hanger wire connections meet AC 368 and ASTM E580 requirements for tension and compression strength, as tested per ASTM E3090.
- Rated Load expressed in lb./LF based on simple span tests in accordance with ASTM E3090 with deflection limit of L/360. Duty rating is assigned based on rated load per ASTM C635.
- Perimeter panels must be trimmed so that the edge extends completely over the gasket.
- UA25CE molding and L15 and C8 hold-down clips are required for ISO Class 5 Clean Room applications.
- Metric sizes available by RTQ.
- AXCE™ is not available in powder coated options, only available in Standard and Advantage options.
- For seismic installation requirements refer to ESR-1222
- Seismically tested in accordance with ASTM E3118.

Notice

The information in this document is subject to change without notice. CGC Inc. or USG Corp. assumes no responsibility for any errors that may inadvertently appear in this document.

AC3041/rev. 10-23

© 2023 USG Corporation and/or its affiliates. All rights reserved. Printed in U.S.A.

Manufactured by USG Interiors, LLC
550 West Adams Street
Chicago, IL 60661

The trademarks USG, CGC, AX, AXCE, CLIMAPLUS, DONN, DXACE, ECLIPSE, QUICK-RELEASE, IT'S YOUR WORLD, BUILD IT., the USG/CGC logo, the design elements and colors, and related marks are trademarks of USG Corporation or its affiliates.

Safety First! Follow good safety/industrial hygiene practices during installation. Wear appropriate personal protective equipment. Read SDS and literature before specification and installation.

USG DONN® BRAND CE™ ACOUSTICAL SUSPENSION SYSTEM

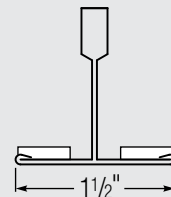
USG Donn® Brand CE™
Acoustical Suspension System/
USG Clean Room™ Acoustical
Panels with ClimaPlus™
Performance-Class 100

TO ORDER SAMPLES, GO TO USG.COM OR CGCINC.COM

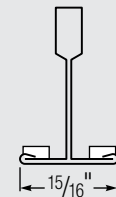


Flat White
050

PROFILE

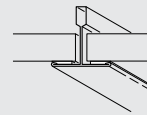


USG Donn® Brand



USG Donn® Brand

EDGE DETAIL



Square Edge

FEATURES AND BENEFITS

- Grid system with factory-applied white, closed-cell foam gaskets for controlled-environments.
- Min. G30 hot-dipped galvanized body provides corrosion protection.
- Supports Clean Room HEPA filters and lights.
- ICC-ES evaluated for building code compliance and seismic installations (ICC-ESR-1222).
- Cleanability exceeds *FGI guidelines for healthcare facilities*.
- Capable of withstanding cleaning and/or disinfecting chemicals as tested in accordance with ASTM D5402.

APPLICATIONS

- Clean Rooms
- Hospitals
- Food processing areas
- Healthcare facilities, restricted and semirestricted areas
- Certified to meet ISO 14644-1 Class 5-8 (Fed. Standard 209E Class 100-100,000)

USG DONN® BRAND CE™ ACOUSTICAL SUSPENSION SYSTEM

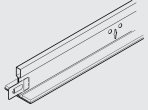
ORDER SAMPLES/LITERATURE
USG: usg.com or samplitt@usg.com
CGC: contact Sales Representative
TECHNICAL SERVICES
800.USG.4YOU (874-4968)

FOR MOST UP-TO-DATE
TECHNICAL INFORMATION
AND LEED REPORT TOOL
usgdesignstudio.com
cgcdesignstudio.com

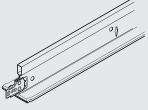
30 YEAR LIMITED SYSTEM WARRANTY
• No Visible Sag
• Mold/Mildew Protection

1-1/2" TEE SYSTEM®

Main Tee

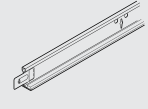


Cross Tee 1-1/2"

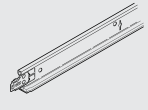


15/16" TEE SYSTEM®

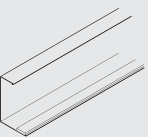
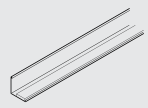
Main Tee



Cross Tee 1-1/2"



MOLDING^{5,6,7}



PHYSICAL DATA/ FOOTNOTES

Notice

The information in this document is subject to change without notice. CGC Inc. or USG Corp. assumes no responsibility for any errors that may inadvertently appear in this document.

AC3129/rev. 10-23
© 2023 USG Corporation and/or its affiliates. All rights reserved. Printed in U.S.A.

ASTM Class	Length	Height	Item No.	Fire Rating	Color	Seismic Design Category ^{1,9}		Rated Load ²		
						IBC	ICC-ES Evaluated Installation	4' Hanger Spacing	5' Hanger Spacing	6' Hanger Spacing
Heavy Duty	12'	1-1/2" 38 mm	DXWCE26	Class A	Flat White	A-F	7/8" Molding ACM7 Clip	16 lb./LF	8.5 lb./LF	5 lb./LF
	2'	1-1/2" 38 mm	DXWCE224	Class A	Flat White					
	4'	1-1/2" 38 mm	DXWCE424	Class A	Flat White					
Intermediate Duty	12'	1.64" 42 mm	DXCE24	Class A	Flat White	A-C	7/8" Molding ACM7 Clip	12 lb./LF	6.1 lb./LF	3.6 lb./LF
	Heavy Duty	12'	1.64" 42 mm	DXCE26	Class A	Flat White	7/8" Molding ACM7 Clip	16 lb./LF	7.3 lb./LF	4.9 lb./LF
	2'	1-1/2" 38 mm	DXCE224	Class A	Flat White					
	4'	1-1/2" 38 mm	DXCE424	Class A	Flat White					
Wall Angle	Length	Item No.	Color	Hold-Down Clips ⁷						
	12'	M7CE	Flat White	L15						
	10'	US28CE	Flat White	C-8						

Low Emissions (VOC)

CDPH 01350 v1.2-2017 compliance on select finishes, see usg.com for more details and documentation.

Product literature and samples

Data sheet: AC3129
DXCE™ sample: 207901

Material

Min. G30 hot-dipped galvanized steel body and cap. Baked-on polyester paint.

Installation

Must be installed in compliance with ASTM C636, ASTM E580, CISCA and standard industry practices, within all applicable code requirements. Class 5-8 (Fed. Standard 209E Class 100-100,000) installations require hold-down clips and US28CE molding. Install a L15 hold-down clip within 3 in. of each panel corner. For a 2' x 4' system install an additional L15 hold-down clip centered on the 4' side. Border panels shall have a C-8 hold-down clip within 3 in. of each panel corner. For a 2' x 4' system install an additional C-8 hold-down clip centered on the 4' side. Alternative assemblies and installation methods may be utilized when approved by the authority having jurisdiction.

Online tools

usgdesignstudio.com
cgcdesignstudio.com

Limitations

Interior applications only. The gasket face contains a protective strip that must be removed prior to panel installation. The standard gasket is not recommended for installations with metal panels. If metal panels are desired, a special gasket suitable for metal panels may be applied to the USG Donn® Brand CE™ Acoustical Suspension System through special order.

ICC Evaluation Service, LLC Report Compliance

For areas under ICC jurisdiction, see ICC-ES Evaluation Report ESR-1222 for allowable values and conditions of use. Reports are subject to reexamination, revision and possible cancellation. Refer to usg.com for most current version.

ASTM Load Compliance

Classified as Light, Intermediate or Heavy Duty when tested in accordance with ASTM C635.

Healthcare facilities^{3,4}

- No crevice created between suspension system and tile, meets or exceeds requirements for restricted and semirestricted areas.
- Capable of withstanding cleaning and/or disinfecting chemicals as tested in accordance with ASTM D5402-93.

Testing

Tested in accordance with Federal Standard 209E.

Notes

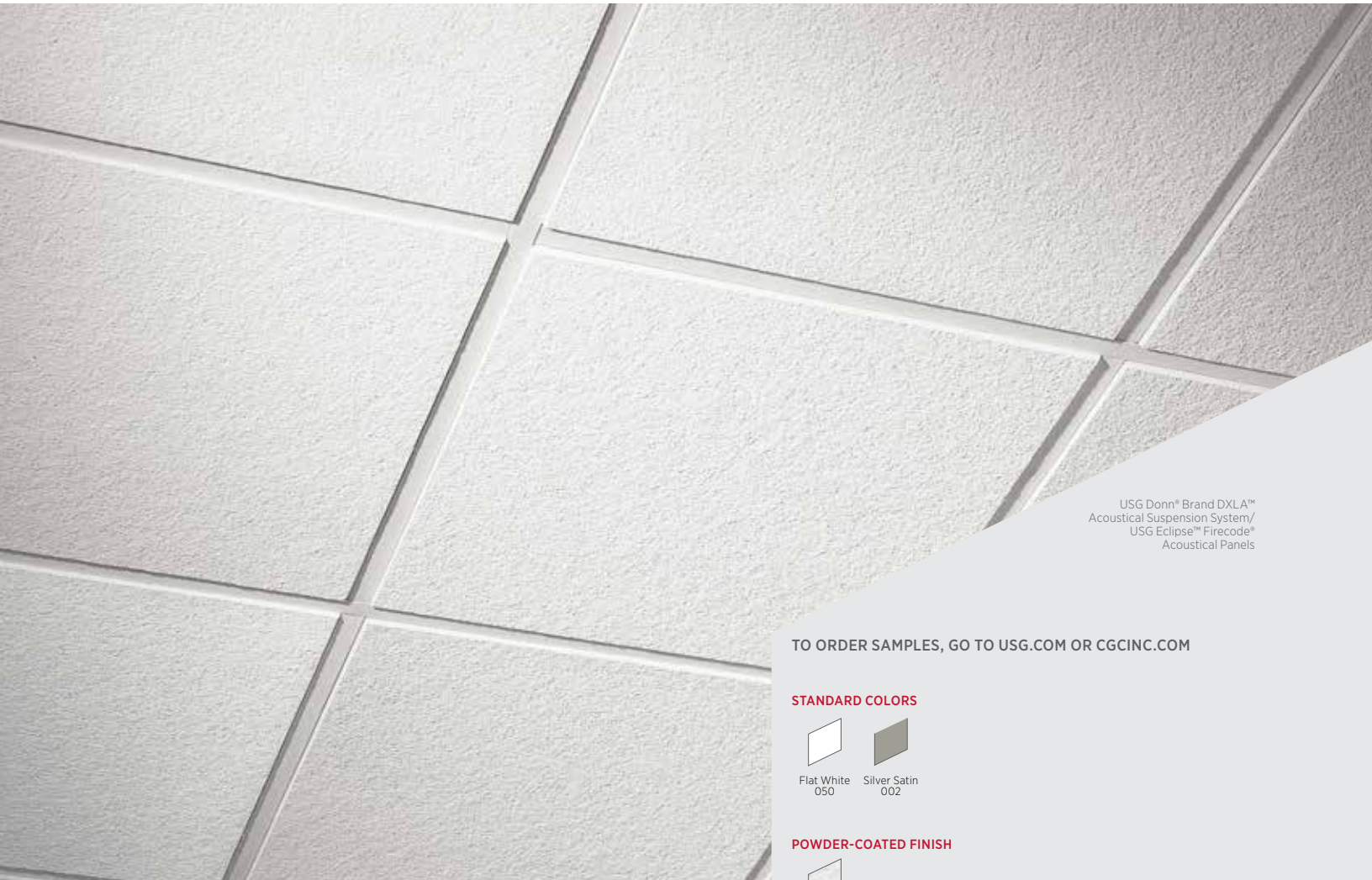
- All USG main tees, cross tees and main tee-hanger wire connections meet AC 368 and ASTM E580 requirements for tension and compression strength, as tested per ASTM E3090.
- Rated Load expressed in lb./LF based on simple span tests in accordance with ASTM E3090 with deflection limit of L/360. Duty RATING is assigned based on rated load per ASTM C635.
- When required, lay-in light fixtures used in Clean Room ceiling assemblies shall be certified for Clean Room applications.
- HEPA filters must be supported at all four corners of grid module.
- For more information on moldings, see Perimeter Interface selector.
- Panels must be field-cut to size at the perimeter.
- US28CE molding and L15 and C-8 hold-down clips required for Clean Room ISO Class 5-8 (Fed. Standard 209E Class 100-100,000) applications.
- Metric sizes available by RTQ.
- Seismically tested in accordance with ASTM E3118.

Manufactured by USG Interiors, LLC
550 West Adams Street
Chicago, IL 60661

The trademarks USG, CGC, CE, CLEAN ROOM, CLIMAPLUS, DONN, IT'S YOUR WORLD. BUILD IT., the USG/CGC logo, the design elements and colors, and related marks are trademarks of USG Corporation or its affiliates.

Safety First! Follow good safety/industrial hygiene practices during installation. Wear appropriate personal protective equipment. Read SDS and literature before specification and installation.

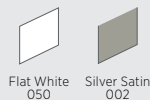
USG DONN® BRAND DXLA™/DXACE™ ACOUSTICAL SUSPENSION SYSTEM



USG Donn® Brand DXLA™
Acoustical Suspension System/
USG Eclipse™ Firecode®
Acoustical Panels

TO ORDER SAMPLES, GO TO USG.COM OR CGCINC.COM

STANDARD COLORS



POWDER-COATED FINISH



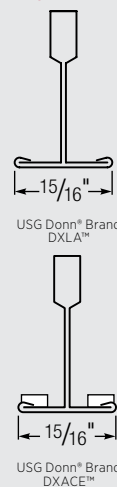
FEATURES AND BENEFITS

- 15/16" exposed, fire-rated system with aluminum cap.
- Capable of withstanding cleaning and/or disinfecting chemicals as tested in accordance with ASTM D5402.
- Available with factory-applied white, closed-cell foam gasket for Clean Room applications.
- Suitable for use in food processing areas and meets USDA/FSIS requirements.
- Cross-tee override-ends resist twisting and give a professionally finished look.
- Proprietary Quick-Release™ cross tees.
- ICC-ES evaluated for seismic installations (ESR-1222).
- Custom colors available.
- USG DONN® Brand DXLA™/DXACE™ Acoustical Suspension System is part of the Ecoblueprint™ portfolio — meeting today's sustainability standards. For sustainability documentation go to USG.com or CGCInc.com.

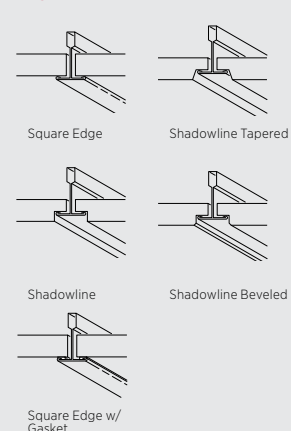
APPLICATIONS

- Healthcare facilities
- USG DXLA™ for use in UL fire-rated designs
- Food processing areas
- DXACE™ Certified to meet ISO 14644-1 Class 5-8 (Fed. Standard 209E Class 100-100,000)⁶

PROFILE



EDGE DETAIL



USG DONN® BRAND DXLA™/DXACE™ ACOUSTICAL SUSPENSION SYSTEM

ORDER SAMPLES/LITERATURE
USG: usg.com or samplitt@usg.com
CGC: contact Sales Representative

TECHNICAL SERVICES
800.USG.4YOU (874-4968)

FOR MOST UP-TO-DATE
TECHNICAL INFORMATION
AND LEED REPORT TOOL
usgdesignstudio.com
cgcdesignstudio.com

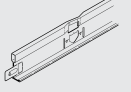
30 YEAR LIMITED SYSTEM WARRANTY
• No Visible Sag
• Mold/Mildew Protection

ECOBUEPRINT

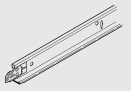
CDPH 01350 v1.2-2017 compliant,
see usg.com for more
details and documentation

USG DONN® BRAND DXLA™ 15/16" TEE SYSTEM®

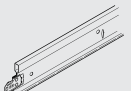
Main Tee



Cross Tee 1"

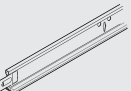


Cross Tee 1-1.2"

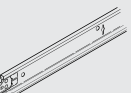


USG DONN® BRAND DXACE™ 15/16" TEE SYSTEM®.9

Main Tee



Cross Tee 1-1.2"



WALL ANGLE®



PHYSICAL DATA/ FOOTNOTES

Notice

The information in this document is subject to change without notice. CGC Inc. or USG Corp. assumes no responsibility for any errors that may inadvertently appear in this document.

AC3036/rev. 10-23

© 2023 USG Corporation and/or its affiliates. All rights reserved. Printed in USA

ASTM Class	Length	Height	Item No.	Fire Rating ⁴	Color ³	Seismic Design Category ^{1,10}		Rated Load ²	
						IBC	ICC-ES Evaluated Installation	4' Hanger Spacing	5' Hanger Spacing
Intermediate Duty	12'	USG 1.64" 42 mm/ CGC 1.5" 25mm	DXLA24		Flat White Silver Satin	A-C	7/8" Molding ACM7 Clip	12 lb./LF	6.1 lb./LF
Heavy Duty	12'	USG 1.64" 42 mm/ CGC 1.5" 38 mm	DXLA26		Flat White Silver Satin	A-F	7/8" Molding ACM7 Clip	16 lb./LF	7.3 lb./LF
	2'	1" 25 mm	DXLA216		Flat White Silver Satin				
	4'	1-1/2" 38 mm	DXLA424		Flat White Silver Satin				
Heavy Duty	12'	USG 1.64" 42 mm/ CGC 1.5" 25mm	DXACE26	Class A	Flat White ⁶	A-F	7/8" Molding ACM7 Clip	16 lb./LF	7.3 lb./LF
	2'	1-1/2" 38 mm	DXACE224	Class A	Flat White ⁶				
	4'	1-1/2" 38 mm	DXACE424	Class A	Flat White ⁶				
Molding ⁵	Length	Item No.	Hold-Down Clips ⁷	Color	Wall Angle	Length	Item No.	Color	Hold-Down Clips ⁷
	10'	MC11A25		Flat White		12'	M7Z	Flat White Silver Satin	—
	12'	M7A	—	Flat White		12'	M7ACE	Flat White	L15/L15CE
	10'	US28CE	C-8/C-8CE						

Low Emissions (VOC)

CDPH 01350 v1.2-2017 compliance on select finishes, see usg.com for more details and documentation.



Product literature and samples

Data sheet: AC3036
USG Donn® Brand DXLA™ sample: 215675

Online tools

usgdesignstudio.com or cgcdesignstudio.com

Material

Min. G30 hot-dipped galvanized steel body and aluminum cap. Baked-on polyester paint or powder-coated finish.

Installation

Interior applications only. Please refer to SC2561 for more information about exterior ceiling applications. The gasket applied to USG Donn® Brand DXACE™ contains a protective strip that must be removed prior to panel installation. The standard gasket is not recommended for installations with metal panels. If metal panels are desired, a special gasket suitable for metal panels may be applied to the USG Donn® Brand DXACE™ suspension system through special order.

ICC Evaluation Service, LLC Report Compliance

For areas under ICC jurisdiction, see ICC-ES Evaluation Report ESR-1222 for allowable values and conditions of use. Reports are subject to reexamination, revision and possible cancellation. Refer to usg.com for most current version.

ASTM Load Compliance

Classified as Light, Intermediate or Heavy Duty when tested in accordance with ASTM C635.

Healthcare facilities

Capable of withstanding cleaning and/or disinfecting chemicals as tested in accordance with ASTM D5402-06.

Notes

- All USG main tees, cross tees and main tee-hanger wire connections meet AC 368 and ASTM E580 requirements for tension and compression strength, as tested per ASTM E3090.
- Rated Load expressed in lb./LF based on simple span tests in accordance with ASTM E3090 with deflection limit of L/360. Duty rating is assigned based on rated load per ASTM C635.
- Some products available in custom colors. USG Donn® Brand DXACE™ available in flat white only.
- For fire-rated ceilings, must be installed as stated in UL designs.
- Channel moldings also acceptable in some UL designs.
- Panels must be field-cut to size at the perimeter. For Shadowline detail, field-cut edge must be at least as wide as the factory cut.
- US28CE molding and L15 and C-8 hold-down clips required for Clean Room ISO Class 5 (Fed. Standard 209E Class 100) applications.
- Metric sizes available by RTQ.
- DXACE™ products are not available in Powder Coated paint options.
- Seismically tested in accordance with ASTM E3118.

Manufactured by
USG Interiors, LLC
550 West Adams Street
Chicago, IL 60661

The trademarks USG, CGC, DONN, DXACE, DXLA, ECLIPSE, ECOBLUEPRINT, FIRECODE, QUICK-RELEASE, IT'S YOUR WORLD, BUILD IT, the USG/CGC logo, the design elements and colors, and related marks are trademarks of USG Corporation or its affiliates.

Safety First! Follow good safety/industrial hygiene practices during installation. Wear appropriate personal protective equipment. Read SDS and literature before specification and installation.



USG DONN® BRAND DXSS™ ACOUSTICAL SUSPENSION SYSTEM

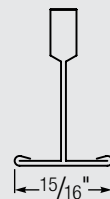
USG Donn® Brand DXSS™
Acoustical Suspension System/
USG Sheetrock® Brand Lay-In
Acoustical Ceiling Panels with
ClimaPlus™ Performance

TO ORDER SAMPLES, GO TO USG.COM OR CGCINC.COM

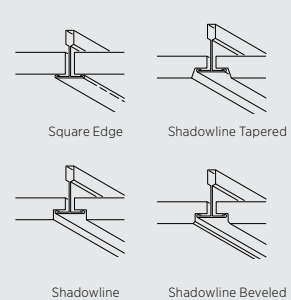


Stainless
Steel

PROFILE



EDGE DETAIL



FEATURES AND BENEFITS

- 15/16" stainless steel grid system with stainless steel cap.
- Resistant to direct and indirect contact with many corrosive agents.
- Stainless steel Quick-Release™ clips on cross tees.
- Nonmagnetic.
- Cross-tee override-ends resist twisting.
- Meets USDA/FSIS requirements.
- Cap material is protected with removable film, reducing post construction cleaning.

APPLICATIONS

- Food processing areas
- Industrial applications
- Laboratories

USG DONN® BRAND DXSS™ ACOUSTICAL SUSPENSION SYSTEM

ORDER SAMPLES/LITERATURE
USG: usg.com or samplitt@usg.com
CGC: contact Sales Representative

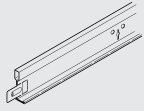
TECHNICAL SERVICES
800.USG.4YOU (874-4968)

FOR MOST UP-TO-DATE
TECHNICAL INFORMATION
AND LEED REPORT TOOL
usgdesignstudio.com
cgcdesignstudio.com

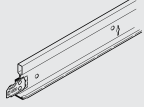
30 YEAR LIMITED SYSTEM
WARRANTY
• No Visible Sag
• Mold/Mildew Protection

15/16" TEE SYSTEM

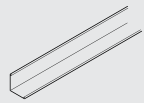
Main Tee 1-1/2"




Cross Tee 1-1/2"



MOLDING



PHYSICAL DATA/ FOOTNOTES

ASTM Class	Length	Height	Item No.	Fire Rating	Color	Recycled Content	Minimum Load Carrying Capabilities—Main tee¹		
							2' Hanger Spacing	3' Hanger Spacing	4' Hanger Spacing
Light Duty	12'	1-1/2" 38 mm	DXSS24	Class A	Stainless Steel	up to 50%	70 lb./LF	28.6 lb./LF	12 lb./LF
	2'	1-1/2" 38 mm	DXSS224	Class A	Stainless Steel	up to 50%			
	4'	1-1/2" 38 mm	DXSS424	Class A	Stainless Steel	up to 50%			
Wall Angle	Length	Item No.		Color	Recycled Content				
	12'	M7SS		Stainless Steel	up to 50%				

Product literature and samples
Data sheet: AC3068
Sample: 215671

Material
Double-web Type 304 chromium-nickel austenitic alloy stainless steel body, cap and clip. This cap material is protected by PVC, which should be removed after installation.

Online tools
usgdesignstudio.com or cgcdesignstudio.com

Installation
Install according to ASTM C636, ASTM E580, CISCA and USG requirements. Alternate installation methods may be used when approved by the authority having jurisdiction.

ASTM Load Compliance
Classified as Light, Intermediate or Heavy Duty when tested in accordance with ASTM C635.

Notes
1. Rated Load expressed in lb./LF based on simple span tests in accordance with ASTM E3090 with deflection limit of L/360. Duty rating is assigned based on rated load per ASTM C635.

Notice
The information in this document is subject to change without notice. CGC Inc. or USG Corp. assumes no responsibility for any errors that may inadvertently appear in this document.

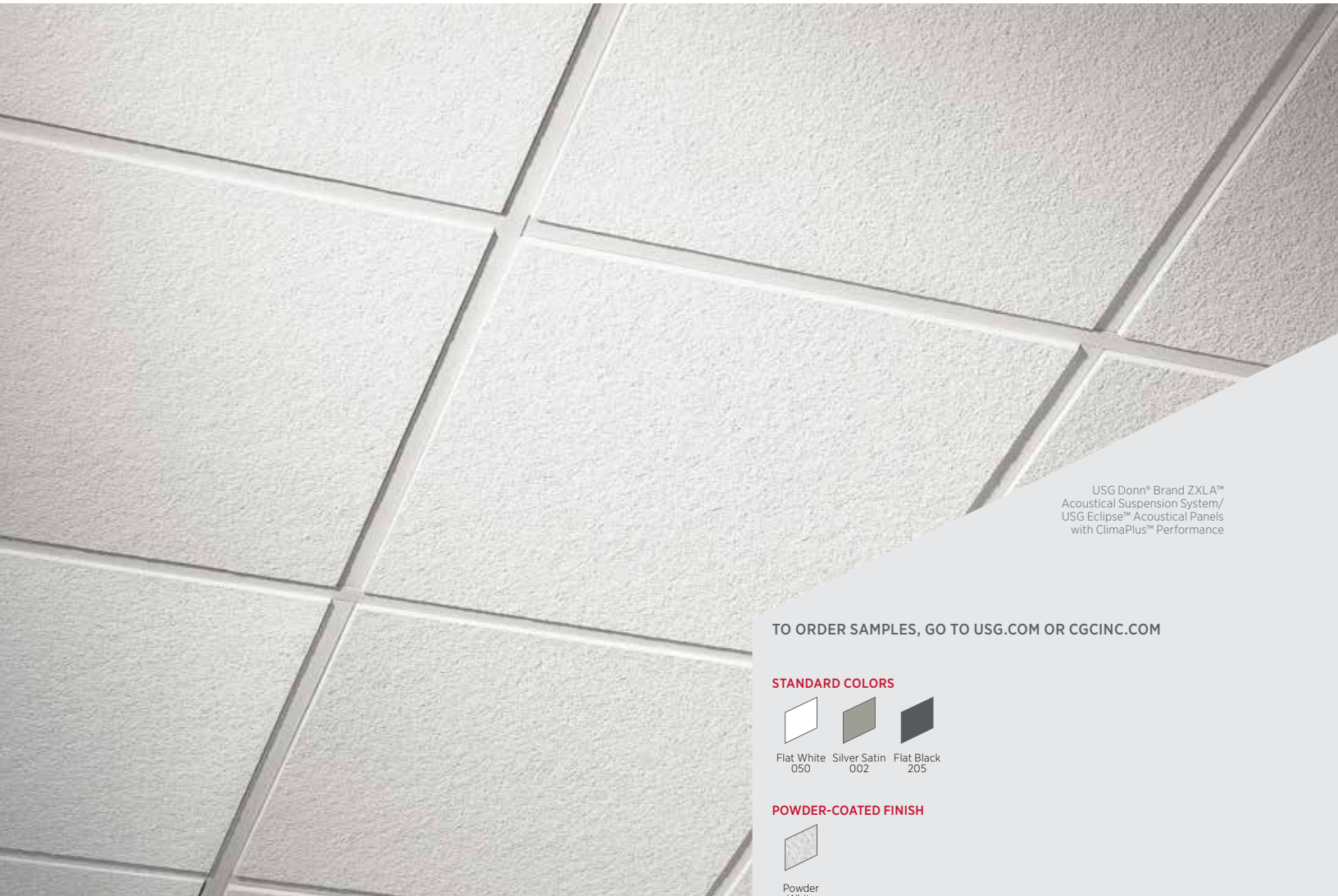
AC3068/rev. 10-23
© 2023 USG Corporation and/or its affiliates. All rights reserved. Printed in U.S.A.

Manufactured by USG Interiors, LLC 550 West Adams Street Chicago, IL 60661

The trademarks USG, CGC, CLIMAPLUS, DONN, DXSS, QUICKRELEASE, SHEETROCK, IT'S YOUR WORLD. BUILD IT., the USG/CGC logo, the design elements and colors, and related marks are trademarks of USG Corporation or its affiliates.

Safety First! Follow good safety/industrial hygiene practices during installation. Wear appropriate personal protective equipment. Read SDS and literature before specification and installation.

USG DONN® BRAND ZXLA™ ACOUSTICAL SUSPENSION SYSTEM



USG Donn® Brand ZXLA™
Acoustical Suspension System/
USG Eclipse™ Acoustical Panels
with ClimaPlus™ Performance

TO ORDER SAMPLES, GO TO USG.COM OR CGCINC.COM

STANDARD COLORS



POWDER-COATED FINISH



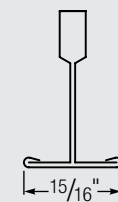
FEATURES AND BENEFITS

- G90 hot-dipped galvanized steel body with aluminum cap, conforms to ASTM C635.
- Polyester paint finish and stainless steel clip for increased corrosion protection.
- Complies with all national code requirements, including seismic and fire-rated assemblies up to two hours.
- Proprietary Quick-Release™ cross tees.
- Tested for exterior wind-uplift applications.

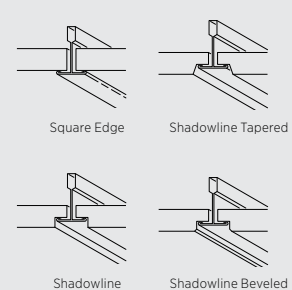
APPLICATIONS

- Exterior soffits
- Food processing
- Healthcare
- Industrial applications
- Laboratories
- Parking garages
- Locker rooms

PROFILE



EDGE DETAIL



USG DONN® BRAND ZXLA™ ACOUSTICAL SUSPENSION SYSTEM

ORDER SAMPLES/LITERATURE
USG: usg.com or samplitt@usg.com
CGC: contact Sales Representative

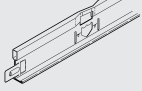
TECHNICAL SERVICES
800.USG.4YOU (874-4968)

FOR MOST UP-TO-DATE
TECHNICAL INFORMATION
AND LEED REPORT TOOL
usgdesignstudio.com
cgcdesignstudio.com

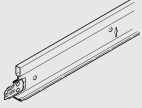
30 YEAR LIMITED SYSTEM WARRANTY
• No Visible Sag
• Mold/Mildew Protection

Declare. Declare® Labels on select finishes, see usg.com for more details and documentation.

15/16" TEE SYSTEM⁴ Main Tee



Cross Tee 1-1/2" (38 mm)



MOLDING³



PHYSICAL DATA/ FOOTNOTES

Notice

The information in this document is subject to change without notice. CGC Inc. or USG Corp. assumes no responsibility for any errors that may inadvertently appear in this document.

AC3029/rev. 10-23
© 2023 USG Corporation and/or its affiliates. All rights reserved. Printed in U.S.A.

ASTM Class	Length	Height	Item No.	Fire Rating	Color	Seismic Design Category ^{1,5}		Rated Load ²		
						IBC	ICC-ES Evaluated Installation	4' Hanger Spacing	5' Hanger Spacing	6' Hanger Spacing
Intermediate Duty ²	12'	USG 1.64" 42 mm CGC 1.5" 25 mm	ZXLA24		Flat White Flat Black Satin Silver	A-C	7/8" Molding ACM7 Clip	12 lb./LF	6.3 lb./LF	3.7 lb./LF
Heavy Duty	12'	USG 1.64" 42 mm	ZXLA26		Flat White Flat Black Satin Silver	A-F	7/8" Molding ACM7 Clip	16 lb./LF	8.3 lb./LF	4.9 lb./LF
—	2'	1-1/2" 38 mm	ZXLA224		Flat White Flat Black Satin Silver	—	—	—	—	—
—	4'	1-1/2" 38 mm	ZXLA424		Flat White Flat Black Satin Silver	—	—	—	—	—

Low Emissions (VOC)
CDPH 01350 v1.2-2017 compliance on select finishes, see usg.com for more details and documentation.

Firecode®

Wall Angle	Length	Item No.	Color
	12'	M7Z	Flat White Flat Black Satin Silver

Product literature and samples
Data sheet: AC3029
Exterior systems guide: SC2561

Material
G90 hot-dipped galvanized steel tee and aluminum cap; stainless steel clip. Baked on polyester paint or powder coated finish.

Installation
Install according to ASTM C636, ASTM E580, CISCA and USG requirements. Alternate installation methods may be used when approved by the authority having jurisdiction.

Online tools
usgdesignstudio.com or cgcdesignstudio.com

ICC Evaluation Service, LLC Report Compliance
For areas under ICC jurisdiction, see ICC-ES Evaluation Report ESR-1222 for allowable values and conditions of use. Reports are subject to reexamination, revision and possible cancellation. Refer to usg.com for most current version.

Limitations
Finish is not UV-resistant; should not be installed where direct exposure to sun or weather will occur, such as fascias or facades. Not suitable for areas subject to high concentrations of acid rain. Indirect exposure to severe environmental conditions may shorten the life span of the product. The specific design of exterior ceiling installations requires the review and approval of the architect or engineer of record. Please refer to SC2561 for more information about exterior ceiling applications.

ASTM Load Compliance
Classified as Light, Intermediate or Heavy Duty when tested in accordance with ASTM C635.

- Notes**
- All USG main tees, cross tees and main tee-hanger wire connections meet AC 368 and ASTM E580 requirements for tension and compression strength, as tested per ASTM E3090.
 - Rated Load expressed in lb./LF based on simple span tests in accordance with ASTM E3090 with deflection limit of L/360. Duty rating is assigned based on rated load per ASTM C635.
 - Panels must be specified to be field-cut to size and field-revealed to provide as wide a lay-on edge as possible.
 - Metric sizes available by RTQ.
 - Seismically tested in accordance with ASTM E3118.

Manufactured by
USG Interiors, LLC
550 West Adams Street
Chicago, IL 60661

The trademarks USG, CGC, CLIMAPLUS, DONN, ECLIPSE, FIRECODE, QUICK-RELEASE, ZXLA, IT'S YOUR WORLD. BUILD IT, the USG/CGC logo, the design elements and colors, and related marks are trademarks of USG Corporation or its affiliates.

Safety First! Follow good safety/industrial hygiene practices during installation. Wear appropriate personal protective equipment. Read SDS and literature before specification and installation.

USG CGC

USG DONN® BRAND FINELINE® DXFEV™ ACOUSTICAL SUSPENSION SYSTEM



USG Celebration™ Snap-In
Metal Panels
Rendering
©USG Corporation 2023.
All rights reserved.

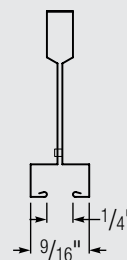
TO ORDER SAMPLES, GO TO USG.COM OR CGCINC.COM

STANDARD COLOR

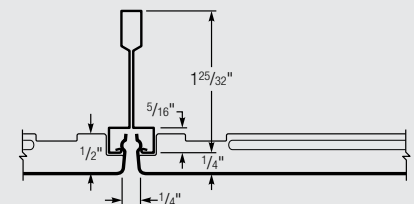


Flat White
050

PROFILE



EDGE DETAIL - CELEBRATION METAL PANEL



FEATURES AND BENEFITS

- Specially engineered suspension system to receive USG Celebration™ Metal Panels for a sleek, contemporary look.
- Wind load tested in accordance to: UL 580, UL 1897, and Miami Dade TAS 202 and 203. Refer to *Exterior Application Guide* SC2561.
- Narrow-profile, slotted grid system with G90 galvanization.
- Stainless steel Quick-Release™ clips on cross tees.
- Black reveal in the slot to create a clean and sharp aesthetic.
- ICC-ES evaluated for seismic installations (ESR-1222).
- Accepts USG Celebration™ Metal Panel Ceiling System.

APPLICATIONS

- Exterior soffits/canopies
- Parking garages
- Covered entrances

USG DONN® BRAND FINELINE® DXFEV™ ACOUSTICAL SUSPENSION SYSTEM

ORDER SAMPLES/LITERATURE
USG: usg.com or samplitt@usg.com
CGC: contact Sales Representative

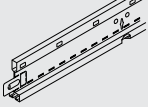
TECHNICAL SERVICES
800.USG.4YOU (874-4968)

FOR MOST UP-TO-DATE
TECHNICAL INFORMATION
AND LEED REPORT TOOL
usgdesignstudio.com
cgcdesignstudio.com

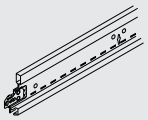
Declare. Declare® Labels on select finishes, see usg.com for more details and documentation.

9/16" TEE SYSTEM⁵

Main Tee



Cross Tee



PERIMETER MOLDING³

ACCESSORIES

PHYSICAL DATA/ FOOTNOTES

Notice

The information in this document is subject to change without notice. CGC Inc. or USG Corp. assumes no responsibility for any errors that may inadvertently appear in this document.

AC3304/rev. 10-23
© 2023 USG Corporation and/or its affiliates. All rights reserved. Printed in U.S.A.

ASTM Class	Length	Height	Item No.	Description	Fire Rating	Color	Rated Load ^{1,2}		
							4' Hanger Spacing	5' Hanger Spacing	6' Hanger Spacing
Intermediate Duty	12'	1-25/32" 45 mm	DXFEV2924	Narrow-profile, slotted grid system with G90 galvanization notched 24" o.c. cross tee hole 12" o.c.	Class A	Flat White, Black Reveal	12 lb./LF	6.6 lb./LF	3.6 lb./LF
Heavy Duty	12'	1-25/32" 45 mm	DXFEVH2924	Narrow-profile, slotted grid system with G90 galvanization notched 24" o.c. cross tee hole 12" o.c.	Class A	Flat White, Black Reveal	16 lb./LF	8.3 lb./LF	4.9 lb./LF
Intermediate Duty	12'	1-25/32" 45 mm	DXFEV2912	Narrow-profile, slotted grid system with G90 galvanization notched 12" o.c. cross tee hole 12" o.c.	Class A	Flat White, Black Reveal	12 lb./LF	6.6 lb./LF	3.6 lb./LF
Heavy Duty	12'	1-25/32" 45 mm	DXFEVH2912	Narrow-profile, slotted grid system with G90 galvanization notched 12" o.c. cross tee hole 12" o.c.	Class A	Flat White, Black Reveal	16 lb./LF	8.3 lb./LF	4.9 lb./LF
—	2'	1-25/32" 45 mm	DXFEV229	Narrow-profile, slotted grid system with G90 galvanization	Class A	Flat White, Black Reveal	—	—	—
—	4'	1-25/32" 45 mm	DXFEV429N	Narrow-profile, slotted grid system with G90 galvanization notched at midpoint both sides	Class A	Flat White, Black Reveal	—	—	—
—	6'	1-25/32" 45 mm	DXFEV629	Narrow-profile, slotted grid system with G90 galvanization	Class A	Flat White, Black Reveal	—	—	—
—	8'	1-25/32" 45 mm	DXFEV829	Narrow-profile, slotted grid system with G90 galvanization	Class A	Flat White, Black Reveal	—	—	—
Channel Molding	12'	2-3/32"	U-2 3/32	12" x 2-3/32" x 7/8" x 1-1/8" Aluminum U-Molding with G90 galvanization	—	Flat White	—	—	—
Hold-Down Clip	10"	2-3/32"	U-2 3/32HDC	10" x 11/32" x 2-3/32" x 3/4" Panel Hold-Down Clip with G90 galvanization	—	—	—	—	—
Reveal Spacer ⁴	100' roll	1/4"	CA1	Arrowhead reveal spacer (100' roll)	—	—	—	—	—

Low Emissions (VOC)
CDPH 01350 v1.2-2017 compliance on select finishes, see usg.com for more details and documentation.



Product literature and samples

Data sheet: AC3304
Exterior Applications System guide: SC2561

Material

Min. G90 hot-dipped galvanized steel body.
Baked-on polyester paint.

Installation

Install according to ASTM C636, ASTM E580, CISCA and USG requirements.
Alternate installation methods may be used when approved by the authority having jurisdiction.

Online tools

usgdesignstudio.com or cgcdesignstudio.com

ASTM Load Compliance

Classified as Light, Intermediate or Heavy Duty when tested in accordance with ASTM C635.

ICC Evaluation Service, LLC Report Compliance

For areas under ICC jurisdiction, see ICC-ES Evaluation Report ESR-1222 for allowable values and conditions of use. Reports are subject to reexamination, revision and possible cancellation. Refer to usg.com for most current version.

Notes

- All USG main tees, cross tees and main tee-hanger wire connections meet AC 368 and ASTM E580 requirements for tension and compression strength, as tested per ASTM E3090.
- Rated Load expressed in lb./LF based on simple span tests in accordance with ASTM E3090 with deflection limit of L/360. Duty rating is assigned based on rated load per ASTM C635.
- Panels must be field-cut to size at the perimeter.
- CA1 Arrowhead Reveal Spacer available in black or white.
- Metric sizes available by RTQ.

Manufactured by
USG Interiors, LLC
550 West Adams Street
Chicago, IL 60661


The trademarks USG, CGC, ASTRO, CELEBRATION, DONN, DXFEV, FINELINE, FIRECODE, QUICK-RELEASE, ZXLA, IT'S YOUR WORLD, BUILD IT, the USG/CGC logo, the design elements and colors, and related marks are trademarks of USG Corporation or its affiliates.

Safety First! Follow good safety/industrial hygiene practices during installation. Wear appropriate personal protective equipment. Read SDS and literature before specification and installation.



USG DONN® BRAND ADVANCESPAN™

USG DONN® BRAND DXAS™ AND DXTAS™ PROFILES



USG Donn® Brand DXAS™
AdvanceSpan™ Main Tees/
USG Mars™ Square Edge Panels

FEATURES AND BENEFITS

- Spans up to 8' with no hanger wires.
- Ideal for healthcare, hospitality and multifamily applications with crowded plenum spaces.
- Seismic installation designs validated in ICC-ES Evaluation Report ESR-5136.
- Approved by OSHPD/HCAi for seismic applications.
- USG Donn® Brand DX®-15/16" and USG Donn® Brand Centricitee™ DXT™-9/16" face profiles available.
- Reversible structural wall channel works with both USG DX® and DXT™ profiles.
- Compatible with all standard USG DX® and DXT™ cross tees.
- Available with End Splice detail to speed up installation.
- USG Donn® Brand AdvanceSpan™ Suspension System is part of the Ecoblueprint™ portfolio — meeting today's sustainability standards. For sustainability documentation go to USG.com or CGCInc.com.

APPLICATIONS

- Hospitals
- Multifamily dwellings
- Hotels
- Schools
- General interior use applications

TO ORDER SAMPLES, GO TO USG.COM OR CGCINC.COM

STANDARD COLOR

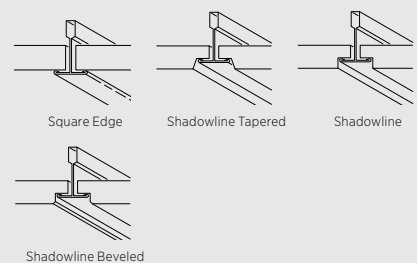


Flat White
050

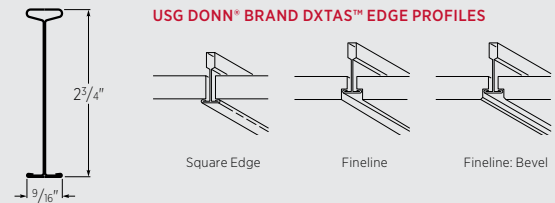
PROFILE



USG DONN® BRAND DXAS™ EDGE PROFILES



USG DONN® BRAND DXTAS™ EDGE PROFILES



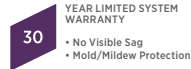
USG DONN® BRAND ADVANCESPAN™

USG DONN® BRAND DXAS™ AND DXTAS™ PROFILES

ORDER SAMPLES/LITERATURE
USG: usg.com or samplitt@usg.com
CGC: contact Sales Representative

TECHNICAL SERVICES
800 USG.4YOU (874-4968)

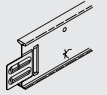
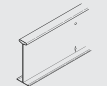
FOR MOST UP-TO-DATE
TECHNICAL INFORMATION
AND LEED REPORT TOOL
usgdesignstudio.com
cgcdesignstudio.com



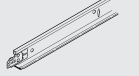
Declare® Labels on select finishes, see usg.com for more details and documentation.

15/16" TEE SYSTEM

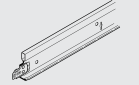
Main Tee



Cross Tee 1"

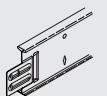
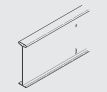


Cross Tee 1-1/2"

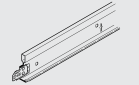


9/16" TEE SYSTEM

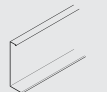
Main Tee



Cross Tee 1-1/2"



MOLDING



Item No	Length	Height	Face Profile	Fire Rating	Recycled Content	Color	Max Unsupported Span at Rated Load	
							Intermediate Duty (12 lb./LF)	Heavy Duty (16 lb./LF)
DXAS	8'-6" 10'-6" 12'-6"	2-3/4"	15/16"	Class A		Flat White 050	8'-0"	7'-0"
DXAS-ES	10'-0" 12'-0"	2-3/4"	15/16"	Class A		Flat White 050	8'-0"	7'-0"
DX216	2' 600 mm	1" (25 mm)	15/16"	Class A		Flat White 050		
DXL424	4' 1200 mm	1-1/2" (38 mm)	15/16"			Flat White 050		
DXL424HRC			15/16"			Flat White 050		
DX422			15/16"	Class A		Flat White 050		
DX422HRC			15/16"	Class A		Flat White 050		
DX426HD			15/16"	Class A		Flat White 050		
DXTAS	8'-6" 10'-6" 12'-6"	2-3/4"	9/16"	Class A		Flat White 050	8'-0"	7'-0"
DXTAS-ES	10'-0" 12'-0"	2-3/4"	9/16"	Class A		Flat White 050	8'-0"	7'-0"
DXT222	2' 600 mm	1-1/2" (38 mm)	9/16"	Class A		Flat White 050		
DXT222HRC			9/16"	Class A		Flat White 050		
DXLT222			9/16"			Flat White 050		
DXT422	4' 1200 mm	1-1/2" (38 mm)	9/16"	Class A		Flat White 050		
DXT424			9/16"	Class A		Flat White 050		
DXT424HRC			9/16"	Class A		Flat White 050		
DXLT424			9/16"			Flat White 050		
DXT426			9/16"	Class A		Flat White 050		
Channel	Length	Height	Face Profile	Item No	Recycled Content	Color		
	10'	2-7/8"	Reversible for 15/16" or 9/16"	US44HRC		Flat White 050		

*Tested in accordance with ASTM C635 modified.

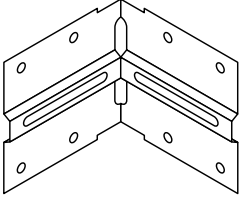
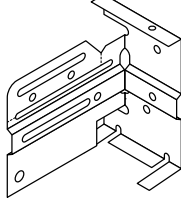
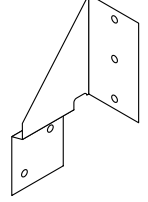
Low Emissions (VOC)
CDPH 01350 v1.2-2017 compliance on select finishes, see usg.com for more details and documentation.

High Recycled Content
USG classifies High Recycled Content as greater than 50%. Total recycled content is based on product composition of postconsumer and preconsumer (postindustrial) recycled content per FTC guidelines.

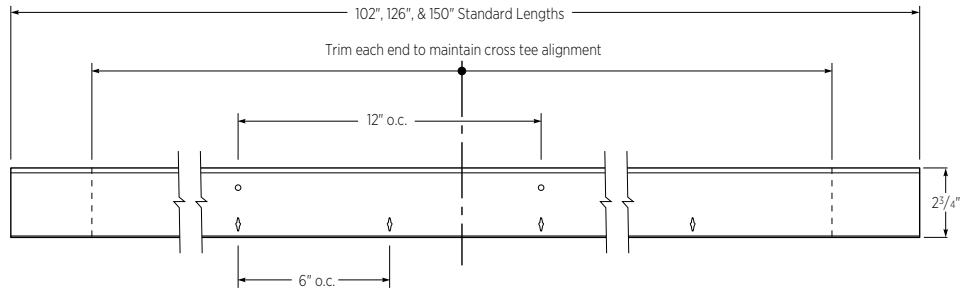


Declare® Labels on select finishes, see usg.com for more details and documentation.

ACCESSORIES

ASMTSP Splice Plate	US44CC Channel Clip	ASCBC Cross Brace Clip
		

USG DONN® BRAND ADVANCESPAN™ MAIN TEE DETAILS



PHYSICAL DATA/ FOOTNOTES

Product literature and samples
 Data sheet: AC3324
 Installation guide: AC3325
 USG DXAS™ sample: 259499
 USG DXTAS™ sample: 259500

Material
 Min. G30 hot-dipped galvanized steel body and cap. Baked-on polyester paint.

Online tools
usgdesignstudio.com or cgcdesignstudio.com

Compliance
 Third-party tested by Progressive Engineering Inc. in accordance with ASTM C635 (modified). Full-scale seismic testing conducted by University of California, Berkeley, Pacific Earthquake Engineering Research Center. Local building codes may vary; check with code official for compliance prior to installing.

Limitations
 Interior applications only.

Seismic Compliance
 AdvanceSpan™ is OSHPD/HCAI pre-approved per OPM-0462.

ICC Evaluation Service, LLC Report Compliance
 For areas under ICC jurisdiction, see ICC-ES Evaluation Report ESR-5136 for allowable values and conditions of use. Reports are subject to reexamination, revision and possible cancellation. Refer to usg.com for most current version.

Notice
 The information in this document is subject to change without notice. CGC Inc. or USG Corp. assumes no responsibility for any errors that may inadvertently appear in this document.

AC3324/rev. 10-23
 © 2023 USG Corporation and/or its affiliates. All rights reserved. Printed in U.S.A.

Manufactured by USG Interiors, LLC
 550 West Adams Street
 Chicago, IL 60661

The trademarks USG, CGC, ADVANCESPAN, CENTRICITEE, DONN, DX, DXAS, DXT, DXTAS, ECOBLEUPRINT, MARS, IT'S YOUR WORLD, BUILD IT., the USG/CGC logo, the design elements and colors, and related marks are trademarks of USG Corporation or its affiliates.

Safety First! Follow good safety/industrial hygiene practices during installation. Wear appropriate personal protective equipment. Read SDS and literature before specification and installation.





USG Drywall Suspension System
Curry College Student Center
Architect: DBT Architects
Photo: ©Robert Benson Photography

USG DRYWALL SUSPENSION SYSTEM

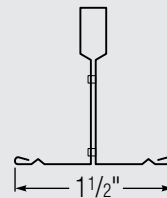
FLAT CEILINGS



USG Drywall Suspension System/USG Sheetrock® Brand Gypsum Panels

TO ORDER SAMPLES, GO TO USG.COM OR CGCINC.COM

PROFILE



FEATURES AND BENEFITS

- Installs faster than traditional framing methods.
- More than 60 UL fire-resistive designs.
- Assemblies available to meet STC and IIC requirements.
- Easily frames openings for Type F and Type G light fixtures.
- Evaluated for building code compliance according to ICC ESR-4358.
- G90 galvanization available for a variety of environmental conditions including exterior ceiling systems.
- Wind load tested and approved, including Miami-Dade NOA, for exterior applications with proper bracing and framing.

APPLICATIONS

- Exterior ceilings
- Fire-rated and non-fire-rated interior gypsum board ceilings

USG DRYWALL SUSPENSION SYSTEM

FLAT CEILINGS

ORDER SAMPLES/LITERATURE
 USG: usg.com or samplitt@usg.com
 CGC: contact Sales Representative

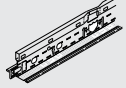
TECHNICAL SERVICES
 800.USG.4YOU (874-4968)

FOR MOST UP-TO-DATE
 TECHNICAL INFORMATION
 AND LEED REPORT TOOL
 usgdesignstudio.com
 cgcdesignstudio.com

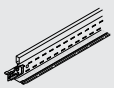
30 YEAR LIMITED SYSTEM WARRANTY
 • No Visible Sag
 • Mold/Mildew Protection

SYSTEM COMPONENTS

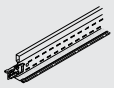
Straight Main Tees



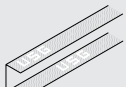
Cross Tees



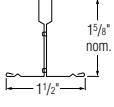


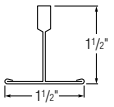





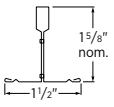



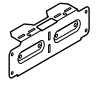
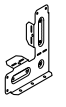
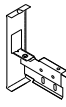
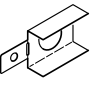
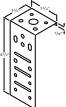
Spanning Tees²



Moldings



Accessories

	ASTM Class	Length	Height	Item No.	Fire Rating	IBC Seismic Design ⁴	Rated Load ¹						
							Hanger Spacing-lb./LF						
							24"		36"		48"		
							L/240	L/360	L/240	L/360	L/240	L/360	
DGLW 	Heavy Duty	12'	1.617"	DGLW26 DGLW26E(G90) ³	 	A-F							
							Span L/360 lb./LF						
							Span		Value				
DGLW 	—	2'	1-1/2"	DGLW224 DGLW224E (G90) ³		A-F	24"		99.9				
	—	26"	1-1/2"	DGLW2624		A-F	26"		93.1				
	—	4'	1-1/2"	DGLW424		A-F	48"		15.9				
	—	50"	1-1/2"	DGLW50			50"		14.1				
	—	72"	1-1/2"	DGLW624			72"		4.7				
DGW 	—	5' 6' 7' 8'	1.617"	DGW-6026DM DGW-7226DM DGW-8426DM DGW-9626DM		Class A	A-F	60" 72" 84" 96"					
	—	12'	—	DGWM24 DGWM24E ³	—		A-F	—	—				
	—	12'	—	DGCM27E ³	—		A-F	—	—				
	—	12'	—	DGLC-12	—		A-F	—	—				
DGSC180 Splice Clip* 	DGTC90 Transition Clip 	DGC4, DGC6, DGC8 USG Compasso™ Drywall Clip 			DGWC Wall Attachment Clip 		CMAC-1 Close Mount Attachment Clip 						

* See AC3152 for alternative splice details

Firecode*

PHYSICAL DATA/ FOOTNOTES

Product literature and samples

Drywall suspension systems guide: AC3152
 Data sheet: AC3117
 Data sheet wall-to-wall: AC3230
 Samples: 257202
 Direct mount install guide: AC5420

Material

Min. G40 hot-dipped galvanized steel.
 G90 hot-dipped galvanized steel available for select items.

Online tools

usgdesignstudio.com or cgcdesignstudio.com

Installation

Install according to ASTM C636, ASTM E580, ASTM C754 CISCA and USG requirements. Alternate installation methods may be used when approved by the authority having jurisdiction.

Limitations

For exterior applications, the suspension system should be reviewed by a structural engineer. Please refer to SC2561 for more information about exterior ceiling applications.

ICC Evaluation Services, LLC. Report Compliance

For areas under ICC jurisdiction, see ICC-ES Evaluation Report ESR-4358 for allowable values and conditions of use. Reports are subject to reexamination, revision and possible cancellation. Refer to usg.com for most current version.

Notes

- All USG main tees, cross tees and main tee-hanger wire connections meet ASTM E580 requirements for tension and compression strength, as tested per ASTM C1925.
- Spanning tees for Direct Mount System manufacturing with cross tee connection clip at one end and flush-end at other. See *Direct Mount System Installation Guide AC5420*.
- Products with 'E' in name are made of G90 HDG steel.
- Non-exempt per IBC systems are seismically tested in accordance with ASTM E3118.

Revit is the trademark of Autodesk Inc.

Notice

The information in this document is subject to change without notice. CGC Inc. or USG Corp. assumes no responsibility for any errors that may inadvertently appear in this document.

AC3117/rev. 10-23

© 2023 USG Corporation and/or its affiliates. All rights reserved. Printed in U.S.A.

Manufactured by USG Interiors, LLC
 550 West Adams Street
 Chicago, IL 60661

The trademarks USG, CGC, COMPASSO, FIRECODE, SHEETROCK, IT'S YOUR WORLD. BUILD IT., the USG/CGC logo, the design elements and colors, and related marks are trademarks of USG Corporation or its affiliates.

Safety First! Follow good safety/industrial hygiene practices during installation. Wear appropriate personal protective equipment. Read SDS and literature before specification and installation.



USG DRYWALL SUSPENSION SYSTEM

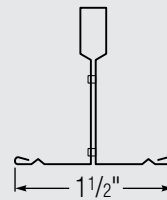
STUCCO/PLASTER/EIFS SYSTEM



USG Drywall Suspension System, Securock® Brand UltraLight Glass-Mat Sheathing / Lath and Stucco System

TO ORDER SAMPLES, GO TO USG.COM OR CGCINC.COM

PROFILE



FEATURES AND BENEFITS

- Installs faster than traditional framing methods.
- 12-gauge wire is easier to work with than 9-gauge wire required with traditional framing systems.
- Evaluated for building code compliance according to ICC ESR-4358.
- G40 available for most environments, G90 for more severe conditions.
- Wind load tested and approved, including Miami-Dade NOA, for exterior applications with proper bracing and framing.

APPLICATIONS

- Interior and Exterior Stucco/Plaster/EIFS ceilings

USG DRYWALL SUSPENSION SYSTEM

STUCCO/PLASTER/EIFS SYSTEM

ORDER SAMPLES/LITERATURE
 USG: usg.com or samplitt@usg.com
 CGC: contact Sales Representative

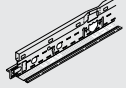
TECHNICAL SERVICES
 800.USG.4YOU (874-4968)

FOR MOST UP-TO-DATE
 TECHNICAL INFORMATION
 AND LEED REPORT TOOL
 usgdesignstudio.com
 cgcdesignstudio.com

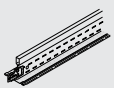
30 YEAR LIMITED SYSTEM WARRANTY
 • No Visible Sag
 • Mold/Mildew Protection

SYSTEM COMPONENTS

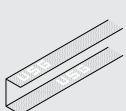
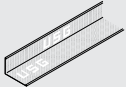
Straight Main Tees



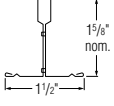

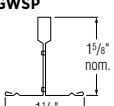
Cross Tees



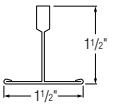

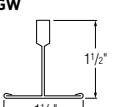


Moldings



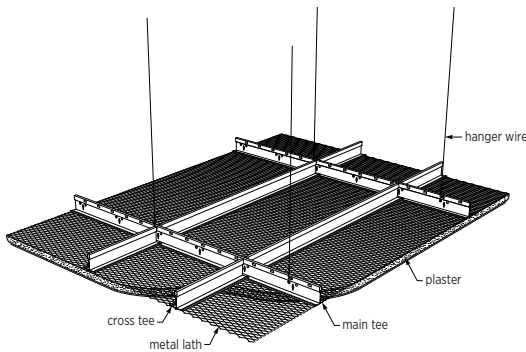
INSTALLATION DETAILS

	ASTM Class	Length	Height	Item No.	Fire Rating	IBC Seismic Design ³	Rated Load ¹					
							Hanger Spacing-lb./LF					
							24"		36"		48"	
		L/240	L/360	L/240	L/360	L/240	L/360					
DGLW 	Heavy Duty	12'	1.617"	DGLW26 DGLW26E(G90)²		A-F	129	86	57	38	24	16
DGWS 	Heavy Duty	135"	1.617"	DGWS135E²	Class A	A-F	129	86	57	38	24	16

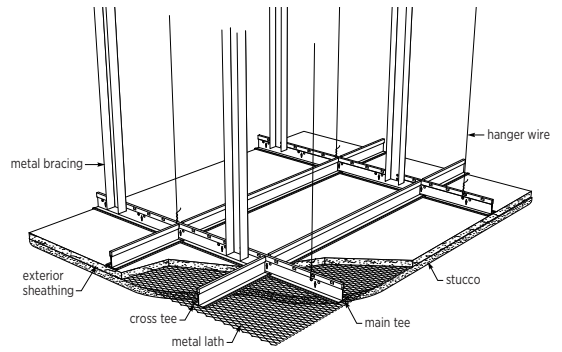
Span L/360 lb./LF

	ASTM Class	Length	Height	Item No.	Fire Rating	IBC Seismic Design ³	Span L/360 lb./LF	
							Span	Value
DGLW 	—	2'	1-1/2"	DGLW224 DGLW224E²		A-F	24"	99.9
DGW 	—	3'	1-1/2"	DGW324E²	Class A	A-F	36"	28.6
	—	12'	—	DGWM24 DGWM24E²	—	A-F	—	—
	—	12'	—	DGCM27E²	—	A-F	—	—

Interior Metal Lath and Stucco System



Exterior Wind Load Metal Lath and Stucco System



Firecode*

Product literature and samples

Drywall suspension systems
 Data sheet: AC3152
 Data sheet: AC307560
 STUCCO/PLASTER/EIFS SYSTEM System
 Guide: AC292945

Material

Min. G40 hot-dipped galvanized steel.
 G90 hot-dipped galvanized steel available for select items.

Online tools

usgdesignstudio.com or cgcdesignstudio.com

Installation

Install according to ASTM C636, ASTM E580, ASTM C754 CISCAs and USG requirements. Alternate installation methods may be used when approved by the authority having jurisdiction.

Limitations

For exterior applications, the suspension system should be reviewed by a structural engineer. Please refer to SC2561 for more information about exterior ceiling applications.

ICC Evaluation Services, LLC. Report Compliance

For areas under ICC jurisdiction, see ICC-ES Evaluation Report ESR-4358 for allowable values and conditions of use. Reports are subject to reexamination, revision and possible cancellation. Refer to usg.com for most current version.

Notes

- All USG main tees, cross tees and main tee-hanger wire connections meet ASTM E580 requirements for tension and compression strength, as tested per ASTM C1925.
- Products with 'E' in name are made of G90 HDG steel.
- Non-exempt per IBC systems are seismically tested in accordance with ASTM E3118.

PHYSICAL DATA/ FOOTNOTES

Revit is the trademark of Autodesk Inc.

Notice

The information in this document is subject to change without notice. CGC Inc. or USG Corp. assumes no responsibility for any errors that may inadvertently appear in this document.

AC307560/rev. 10-23

© 2023 USG Corporation and/or its affiliates. All rights reserved. Printed in U.S.A.

Manufactured by USG Interiors, LLC
 550 West Adams Street
 Chicago, IL 60661


The trademarks USG, CGC, SEUROCK, IT'S YOUR WORLD. BUILD IT., the USG/CGC logo, the design elements and colors, and related marks are trademarks of USG Corporation or its affiliates.

Safety First! Follow good safety/industrial hygiene practices during installation. Wear appropriate personal protective equipment. Read SDS and literature before specification and installation.



USG DRYWALL SUSPENSION SYSTEM

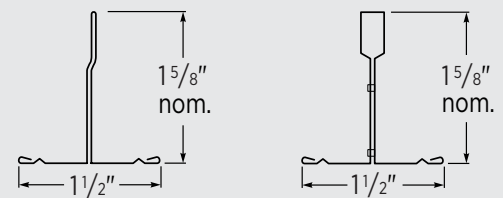
CURVED CEILINGS



USG Curved Drywall Suspension System/USG Sheetrock® Brand Gypsum Panels

TO ORDER SAMPLES, GO TO USG.COM OR CGCINC.COM

PROFILE



FEATURES AND BENEFITS

- USG Curved Drywall Suspension System simplifies the design and construction of curved drywall ceilings.
- Project specific Main Tees produced for efficient installation and less material waste.
- Pre-engineered, factory curved main tees for consistent, uniform radii.
- G30 hot-dipped galvanized system suitable for most interior and exterior applications.
- ICC-ES Report ESR-4358.

APPLICATIONS

- Domes, vaults and valleys
- Groin vaults
- Curved soffits

USG DRYWALL SUSPENSION SYSTEM

CURVED CEILINGS

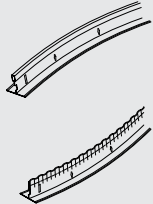
ORDER SAMPLES/LITERATURE
 USG: usg.com or samplitt@usg.com
 CGC: contact Sales Representative

TECHNICAL SERVICES
 800.USG.4YOU (874-4968)

FOR MOST UP-TO-DATE
 TECHNICAL INFORMATION
 AND LEED REPORT TOOL
 usgdesignstudio.com
 cgcdesignstudio.com

30 YEAR LIMITED SYSTEM WARRANTY
 • No Visible Sag
 • Mold/Mildew Protection

SYSTEM COMPONENTS



		ASTM Class per C635	Radius	Arc Length	Height	Item No. ³	Fire Rating	Rated Load ^{1,2}			
								2' Hanger Spacing	4' Hanger Spacing		
Curved Main Tee	Vault	16 lb. ⁴	31"-44"	6'	1-1/2"	DGW6VTxxx	Class A	—	16.0 lb./LF		
		16 lb. ⁴	45"-60"	8'	1-1/2"	DGW8VTxxx					
		16 lb. ⁴	61"-72"	10'	1-1/2"	DGW10VTxxx					
		16 lb. ⁴	73"-91"	10'	1-1/2"	DGW10VTxxx					
		16 lb. ⁴	92"-239"	10'	1-1/2"	DGW10VTxxx					
		16 lb. ⁴	240"+	12'	1-1/2"	DGW12VTxxx					
	Valley	16 lb. ^{4,5}	31"-44"	6'	1-5/8"	DGW6VYxxx				16.0 lb./LF	—
		16 lb. ^{4,5}	45"-60"	8'	1-5/8"	DGW8VYxxx				16.0 lb./LF	—
		16 lb. ^{4,5}	61"-72"	10'	1-5/8"	DGW10VYxxx				16.0 lb./LF	—
		16 lb. ^{4,5}	73"-91"	10'	1-5/8"	DGW10VYxxx				16.0 lb./LF	—
		16 lb. ^{4,5}	92"-239"	10'	1-5/8"	DGW10VYxxx				16.0 lb./LF	—

See Flat Ceilings (AC3117) for information on straight cross tees, cross channels and moldings.

ACCESSORIES

Cross Tees

DGSC180 Splice Clip	DGTC90 Transition Clip	DGC4, DGC6, DGC8 USG Compasso™ Drywall Clip	DGWC Wall Attachment Clip	DGSP180 Splice Plate	DGHUB Dome Hub

TYPICAL ASSEMBLIES

8-Spoke Dome	16-Spoke Dome	Dome Vault

DESIGN SUPPORT

usgdesignstudio.com or cgcdesignstudio.com

- Online design and specification tools.
- Installation videos.
- Domes and barrel-vault estimator. Additional support available through USG Ceiling Solutions Group for design and estimation of nontypical applications.

PHYSICAL DATA/ FOOTNOTES

Product literature and samples
 Data sheet: AC3118
 System brochure: AC3152

Material
 Min. G40 hot-dipped galvanized steel body and cap.

Online tools
 usgdesignstudio.com or cgcdesignstudio.com
 Online Dome, Vault, and Vaulted Dome Estimators to assist in material estimation and ordering.

Limitations
 For exterior applications, the suspension system should be reviewed by a structural engineer.

Installation
 Install according to ASTM C636, ASTM E580, CISCA and USG requirements. Alternate installation methods may be used when approved by the authority having jurisdiction.

Notes

1. All USG main tees, cross tees and main tee-hanger wire connections meet ASTM E580 requirements for tension and compression strength, as tested per ASTM C1925.
2. For detailing and module loading, request AC3152.
3. Each Main Tee is manufactured to project specific needs and may require an RTQ.
4. As tested per independent testing agency, both vault and valley main tees can carry 16 lb. per lineal foot.
5. As tested per independent testing agency, valleys require hanger wire spacing of 2' o.c.

Notice
 The information in this document is subject to change without notice. CGC Inc. or USG Corp. assumes no responsibility for any errors that may inadvertently appear in this document.

AC3118/rev. 10-23
 © 2023 USG Corporation and/or its affiliates. All rights reserved. Printed in U.S.A.

Manufactured by USG Interiors, LLC
 550 West Adams Street
 Chicago, IL 60661

The trademarks USG, CGC, COMPASSO, SHEETROCK, IT'S YOUR WORLD. BUILD IT., the USG/CGC logo, the design elements and colors, and related marks are trademarks of USG Corporation or its affiliates.

Safety First! Follow good safety/industrial hygiene practices during installation. Wear appropriate personal protective equipment. Read SDS and literature before specification and installation.



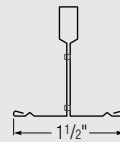
USG DRYWALL SUSPENSION SYSTEM

WALL-TO-WALL

USG Wall-to-Wall Drywall
Suspension System/USG Sheetrock®
Brand Gypsum Panels

TO ORDER SAMPLES, GO TO USG.COM OR CGCINC.COM

PROFILE



No hanger wires required for
spans up to 9'-0" with USG 5/8"
Sheetrock® Brand EcoSmart Panels

Molding

USG Sheetrock® Brand
Gypsum Panels

FEATURES AND BENEFITS

- Eliminates hanger wires for spans up to 9'-0" with USG 5/8" Sheetrock® Brand EcoSmart Panels or standard 1/2" thick gypsum panels.
- Simplifies construction for corridors and small rooms.
- Pre-engineered components allow easy transition between ceiling types and elevations.
- Min. G40 hot-dipped galvanized system, G90 available.
- Standard and custom lengths available.
- Manufactured in accordance with ASTM C635.
- ICC-ES Report ESR-4358.

APPLICATIONS

- Condominiums and apartments
- Healthcare
- Education
- Hotels
- Dormitories
- Office
- Corridors

USG DRYWALL SUSPENSION SYSTEM

WALL-TO-WALL




ORDER SAMPLES/LITERATURE
 USG: usg.com or samplitt@usg.com
 CGC: contact Sales Representative

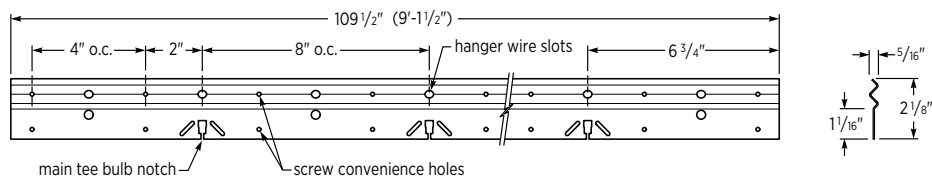
TECHNICAL SERVICES
 800.USG.4YOU (874-4968)

FOR MOST UP-TO-DATE
 TECHNICAL INFORMATION
 AND LEED REPORT TOOL
 usgdesignstudio.com
 cgcdesignstudio.com

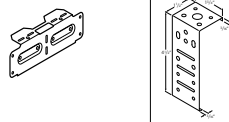
30 YEAR LIMITED SYSTEM WARRANTY
 • No Visible Sag
 • Mold/Mildew Protection

Load Test Data¹

	Length	Height	Face Width	Item No.	Fire Rating	Simple Span L/240 Uniform Load (lb./LF)							
						4'	5'	6'	7'	7'-6"	8'	8'-6"	9'
DGW  Straight Tee 1 1/2"	6'	1.617"	1-1/2"	DGW26s	Class A	34.9	18.1	10.6	6.7	5.5	4.5	3.8	3.2
	8'												
	10'												
	12'												
	14'												
Custom													
 Molding ³ 1 1/2"	12'	1"	1-1/2"	DGWM24	—	—							
 DGC M27 1 3/4"	12'	1-5/8"	1"	DGCM27	—	—							
 DGLC 12 1 3/4"	12'	1-3/4"	1"	DGLC-12	—	—							



DGSC180 Splice Clip* CMAC-1 Close Mount Attachment Clip



* See AC3152 for additional main tee splice options.

MEMBRANE LOADS

Span	O.C. Spacing (in.)	Maximum Load (lb./SF)	VERTICAL SUPPORT	Tee Spacing	Drywall	Span ²	Support Requirement
4'	16	26.84			16" o.c.	1/2" (2.0 lbs./SF)	up to 9'
	24	17.89	9' 1"-16'*				Midspan
5'	16	14.08	16" o.c.		5/8" Sheetrock EcoSmart Firecode X (1.85 lbs./SF)	up to 9'	None
	24	9.38				9' 1"-16'*	Midspan
6'	16	8.31	24" o.c.		5/8" Sheetrock EcoSmart Firecode X (1.85 lbs./SF)	up to 8'-6"	None
	24	5.54				8' 7" to 16'***	Midspan
7'	16	5.32	16" o.c.		5/8" (2.4 lbs./SF)	up to 9'	None
	24	3.55				9' 1"-16'*	Midspan
7'-6"	16	4.36	24" o.c.		5/8" (2.4 lbs./SF)	up to 8'-6"	None
	24	2.90				8' 7" to 16'***	Midspan
8'	16	3.61	16" o.c.		5/8" (2.4 lbs./SF)	up to 9'	None
	24	2.41				9' 1"-16'*	Midspan
8'-6"	16	3.03	24" o.c.		5/8" (2.4 lbs./SF)	up to 9'	None
	24	2.02				9' 1"-16'*	Midspan
9'	16	2.57	16" o.c.		5/8" (2.4 lbs./SF)	up to 8'	None
	24	1.71				8' 1"-16'*	Midspan
10'	16	14.08*	24" o.c.		5/8" (2.4 lbs./SF)	up to 8'	None
	24	9.38*				8' 1"-16'*	Midspan
12'	16	8.31*	16" o.c.		5/8" (2.4 lbs./SF)	up to 9'	None
	24	5.54*				9' 1"-16'*	Midspan
16'	16	3.61*	24" o.c.	5/8" (2.4 lbs./SF)	up to 9'	None	
	24	2.41*			9' 1"-16'*	Midspan	

Notes
 *Vertical support at midspan.
 **Two vertical supports at 1/3 point.

USG DRYWALL SUSPENSION SYSTEM

WALL-TO-WALL

ORDER SAMPLES/LITERATURE
USG: usg.com or samplit@usg.com
CGC: contact Sales Representative

FOR MOST UP-TO-DATE
TECHNICAL INFORMATION
AND LEED REPORT TOOL
usgdesignstudio.com
cgcdesignstudio.com

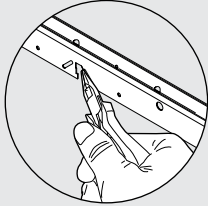
TECHNICAL SERVICES
800.USG.4YOU (874-4968)

30 YEAR LIMITED SYSTEM WARRANTY
• No Visible Sag
• Mold/Mildew Protection

USG INDEXED SUPPORT BAR ISB109 PROPERTIES

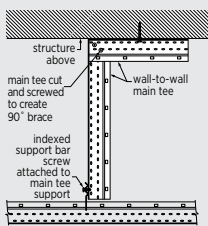
- Support spacing - 48" o.c. (hanger wires or other types such as steel studs or main tees).
- Main tee bulb notches spaced 8" o.c.
- Index notch to main tee pullout strength - 300 lb.
- Min. G40 hot-dipped galvanized steel.

TYPICAL INSTALLATION



Use pliers to open tab on stabilizer bar, once in place close tab to lock in place.

RECOMMENDED SUPPORT METHOD



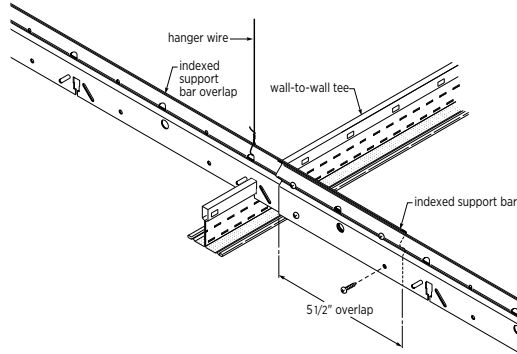
No blub means flush attachment when framing members are used for vertical support.

PHYSICAL DATA/ FOOTNOTES

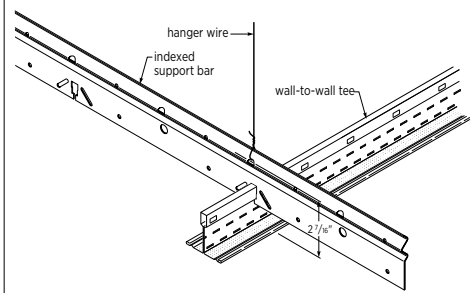
Notice
The information in this document is subject to change without notice. CGC Inc. or USG Corp. assumes no responsibility for any errors that may inadvertently appear in this document.

AC3230/rev. 10-23
© 2023 USG Corporation and/or its affiliates. All rights reserved. Printed in U.S.A.

Installation with Overlap



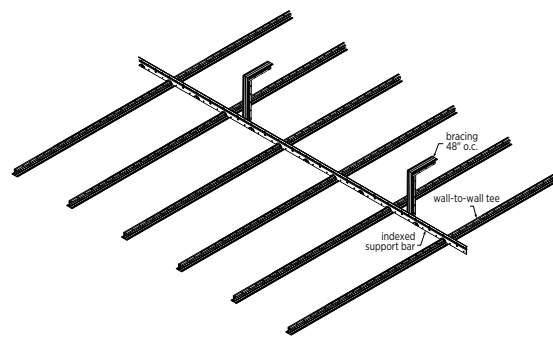
Hanger Wire Elevation



Note
Main tees must be supported at both ends when hanger wires are used

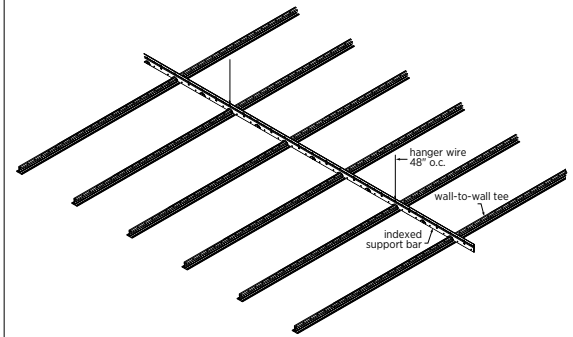
Vertical Support with Main Tees or Studs (Recommended)

- Bracing 48" o.c.
- Wall-to-wall tee 16" o.c. (typ.)



Vertical Support with Hanger Wires

- Hanger wire 48" o.c.
- Wall-to-wall tee 16" o.c. (typ.)
- Main tees must be supported at both ends when hanger wires are used.



Product literature and samples
Data sheet: AC3230
System brochure: AC3152

Finishes
Galvanized.

Online tools
usgdesignstudio.com or cgcdesignstudio.com

Material
Min. G40 double-web tee, G40 hot-dipped galvanized steel.

Installation
Install according to ASTM C636, ASTM E580, ASTM C754, CISCA and USG requirements. Alternate installation methods may be used when approved by the authority having jurisdiction.

- Notes**
1. Load test data shows uniform load in lb./LF based on simple span tests in accordance with ASTM deflection limit on L/240.
 2. Spans greater than 14' require main tee splice. Use DGSC180 splice clip or alternative splicing options described in system brochure AC3152.
 - Attachment to wall structure is required.
 - Members conform to performance standard C645.
 - ISB109 for use with USG Wall-to-Wall System only. Main tees must be supported on both ends.
 - ISB109 must not be used to cantilever main tees.
 - Refer to system brochure AC3152 for list of USG Sheetrock® Brand Panel weights (lb./SF)

Manufactured by USG Interiors, LLC
550 West Adams Street
Chicago, IL 60661

The trademarks USG, CGC, SHEETROCK, IT'S YOUR WORLD. BUILD IT, the USG/CGC logo, the design elements and colors, and related marks are trademarks of USG Corporation or its affiliates.

Safety First! Follow good safety/industrial hygiene practices during installation. Wear appropriate personal protective equipment. Read SDS and literature before specification and installation.





USG Drywall Suspension System
McVinney Auditorium, Providence, RI
Design: Torrado Architects
Photo: ©Frank Giulilani

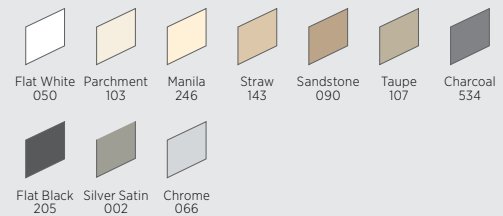
USG DONN® BRAND M7 OVERLAPPING WALL ANGLE




USG Donn® Brand
M7 Overlapping Wall Angle

TO ORDER SAMPLES, GO TO USG.COM OR CGCINC.COM


STANDARD COLORS



ADVANTAGE COLORS



POWDER-COATED FINISH



FEATURES AND BENEFITS

- Proprietary overlap detail provides an “extra hand” for easier, more accurate installation.
- Ensures that trim faces are level.
- Eliminates an unsightly gap at butt joints.
- Installs faster than standard perimeter trim.

APPLICATIONS

- All interior general-use areas

USG DONN® BRAND M7 OVERLAPPING WALL ANGLE

ORDER SAMPLES/LITERATURE
 USG: usg.com or samplitt@usg.com
 CGC: contact Sales Representative

TECHNICAL SERVICES
 800 USG.4YOU (874-4968)

FOR MOST UP-TO-DATE TECHNICAL INFORMATION AND LEED REPORT TOOL
usgdesignstudio.com
cgcdesignstudio.com

30 YEAR LIMITED SYSTEM WARRANTY
 • No Visible Sag
 • Mold/Mildew Protection

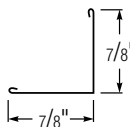
MOLDING^{1,2}

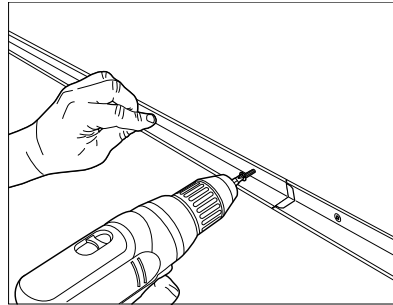


PERFORMANCE COMPARISON

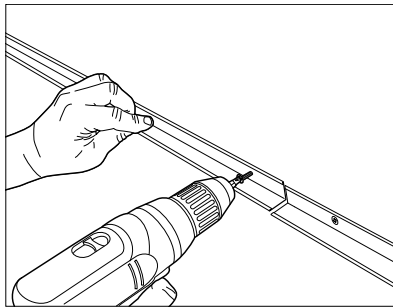
USG Donn® Brand M7 Overlapping Wall Angle

Traditional Wall Angle


Wall Angle ²	Length	Item No.	Color
	12' 3600 mm	M7	Flat White Standard Advantage



Overlap detail sits on adjacent trim, providing extra support for quicker, easier installation. The overlap ensures that trim faces are level, and it eliminates the unsightly gap created by traditional butt joints.



With no support between lengths of trim, traditional wall angle is more difficult to install. Butt-cut wall angle is also subject to misalignment of trim faces and gaps at joints.

 **Low Emissions (VOC)**
 CDPH 01350 v1.2-2017 compliance on select finishes, see usg.com for more details and documentation.

PHYSICAL DATA/ FOOTNOTES

Product literature and samples
 Data sheet: AC3270

Material
 Hot-dipped galvanized steel body. Baked-on polyester paint.

Installation
 Install according to ASTM C636, ASTM E580, CISCA and USG requirements. Alternate installation methods may be used when approved by the authority having jurisdiction.

Online tools
usgdesignstudio.com or cgcdesignstudio.com

ICC Evaluation Service, LLC Report Compliance
 For areas under ICC jurisdiction, see ICC-ES Evaluation Report ESR-1222 for allowable values and conditions of use. Reports are subject to reexamination, revision and possible cancellation. Refer to usg.com for most current version.

Notes
 1. For more information about moldings, see the Perimeter Interface selector.
 2. Panels must be field-cut to size and field-revealed, where necessary, at the perimeter.

Notice
 The information in this document is subject to change without notice. CGC Inc. or USG Corp. assumes no responsibility for any errors that may inadvertently appear in this document.

AC3270/rev. 2-23
 © 2023 USG Corporation and/or its affiliates. All rights reserved. Printed in U.S.A.

Manufactured by
 USG Interiors, LLC
 550 West Adams Street
 Chicago, IL 60661

The trademarks USG, CGC, DONN, IT'S YOUR WORLD. BUILD IT., the USG/CGC logo, the design elements and colors, and related marks are trademarks of USG Corporation or its affiliates.

Safety First! Follow good safety/industrial hygiene practices during installation. Wear appropriate personal protective equipment. Read SDS and literature before specification and installation.

USG DONN® BRAND TRANSITION MOLDING

DRYWALL TO ACOUSTICAL CEILING TRANSITION MOLDING



USG Donn® Brand DXT™ Transition Molding with USG Mars™ Acoustical Panels/USG Donn® Brand Fineline® DXF™ Acoustical Suspension System

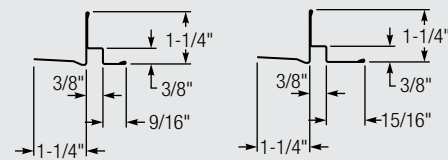
TO ORDER SAMPLES, GO TO USG.COM OR CGCINC.COM

USG DONN® BRAND TRANSITION MOLDING COLOR



Flat White
050

PROFILE



FEATURES AND BENEFITS

- Roll-formed, hot-dipped galvanized steel trims for creating transitions between drywall and acoustical ceilings.
- One-piece acoustical wall molding with an integrated drywall taping flange.
- Eliminates the need to construct drywall fascias for wall molding attachment.
- Taping flange is knurled and perforated to accept joint compound.
- Factory painted to match USG Donn® Brand acoustical suspension systems.
- Compatible with all USG Donn® Brand and USG Drywall suspension systems.

APPLICATIONS

- Contemporary offices
- Entertainment
- Hospitality
- Healthcare
- Retail
- Education

USG DONN® BRAND TRANSITION MOLDING

DRYWALL TO ACOUSTICAL CEILING TRANSITION MOLDING

ORDER SAMPLES/LITERATURE
 USG: usg.com or sampllit@usg.com
 CGC: contact Sales Representative

TECHNICAL SERVICES
 800 USG.4YOU (874-4968)

FOR MOST UP-TO-DATE TECHNICAL INFORMATION AND LEED REPORT TOOL
 usgdesignstudio.com
 cgcdesignstudio.com

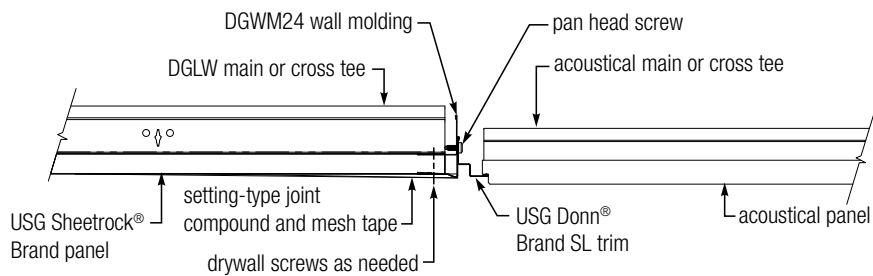
COMPONENTS

USG Donn® Brand SL DXT™

Profile	Item Number	Exposed Leg	Reveal	Length	Pieces/Carton	LF/Carton
	CPDWA9120	9/16"	3/8" x 3/8"	120"	12	120
	CPDWA15120	15/16"	3/8" x 3/8"	120"	12	120

INSTALLATION DETAILS

Shadowline USG Donn® Brand Transition Molding, Drywall to Acoustical Assembly Elevation



RECOMMENDED FINISHING INSTRUCTIONS

Low Emissions (VOC)

CDPH 01350 v1.2-2017 compliance on select finishes, see usg.com for more details and documentation.

1. Embed mesh tape over flange with setting-type joint compound.
2. Apply second coat of setting-type or ready-mixed joint compound.
3. Apply third coat if needed.

Note:

For complete installation instructions, refer to installation guide AC3318.

PHYSICAL DATA/ FOOTNOTES

Product literature and samples
 Data sheet: AC3315
 Installation guide: AC3318
 Sample: 259401

Online tools
 usgdesignstudio.com or cgcdesignstudio.com

Material
 Min. G30 hot-dipped galvanized steel.
 Baked-on polyester paint.

Note
 For availability in Canada, please contact your local sales representative.

Notice

The information in this document is subject to change without notice. CGC Inc. or USG Corp. assumes no responsibility for any errors that may inadvertently appear in this document.

AC3315/rev. 6-22
 © 2022 USG Corporation and/or its affiliates. All rights reserved.
 Printed in U.S.A.

Manufactured by USG Interiors, LLC
 550 West Adams Street
 Chicago, IL 60661

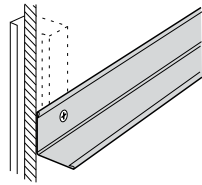
The trademarks USG, CGC, DONN, DX, DXF, DXT, FINELINE, MARS, SHEETROCK, IT'S YOUR WORLD. BUILD IT., the USG/CGC logo, the design elements and colors, and related marks are trademarks of USG Corporation or its affiliates.

Safety First! Follow good safety/industrial hygiene practices during installation. Wear appropriate personal protective equipment. Read SDS and literature before specification and installation.

USG SUSPENSION SYSTEMS ACCESSORIES—MOLDINGS

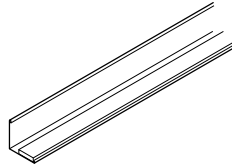
Angle Molding

Use for standard ceiling perimeters.



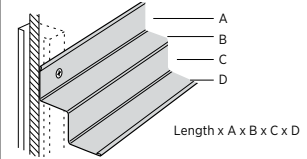
Angle Molding w/Gasket M7CE

Use in Clean Room applications with USG Donn® Brand CE™ Acoustical Suspension System.



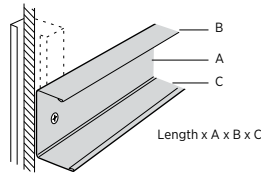
Shadow Molding

For creating reveals at ceiling perimeters. Also helps to hide imperfections in drywall partitions and bulkheads.




US Channel Wall Molding

Use with C-8 clip to hold down perimeter ceiling panels.



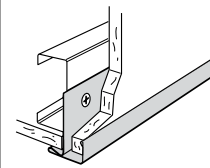
US Channel Wall Molding w/Gasket US28CE

Use with C-8 clip in Clean Room applications with USG Donn® Brand CE™ Acoustical Suspension System.



F-Molding

Use to create ceiling breaks, soffits and changes in elevation.



Catalog Number	Description	Packaging/Ctn.		
		LF	Pcs.	Wt. (lb.)
M7 ¹	12'x7/8"x7/8" Wall Molding	480	40	63
M7OL	12'x7/8"x7/8" Overlapping Wall Molding	480	40	63
M7A	12'x7/8"x7/8" Aluminum Wall Molding	480	40	26
M7-10	10'x7/8"x7/8" Wall Molding	400	40	26
M7SS	12'x7/8"x7/8" Stainless Steel Wall Molding	240	20	31
M7Z	12'x7/8"x7/8" Hot-Dipped Galvanized Steel Wall Molding	480	40	58
M7CE	12'x7/8"x7/8" Wall Molding w/gaskets	240	48	59
M9 ¹	12'x9/16"x15/16" Wall Molding	480	40	55
M9-10	10'x9/16"x15/16" Wall Molding	400	40	23
M12	12'x1"x1-1/2" Wall Molding	240	20	63
M18	12'x7/8"x1-1/8" Wall Molding	240	20	40
MC11A25	10'x1"x1" Steel Molding with Aluminum Cap	250	25	39
M20SM	10'x1"x2" Heavy Duty Wall Molding	250	25	80
M20SM-2	10'x2"x2" Wall Molding	200	20	76
M20 ²	10'x1"x2" Wall Molding	250	25	55
MS125	12'x15/16"x1/4"x1/4"x9/16" (Side 1)	300	25	46
	12'x9/16"x1/4"x1/4"x15/16" (Side 2)			
MS144	12'x3/4"x3/8"x1/2"x3/4" (Side 1)	300	25	48
	12'x3/4"x1/2"x3/8"x3/4" (Side 2)			
MS154 ³	12'x7/8"x3/4"x3/4"x7/8"	300	25	67
MS164	12'x3/4"x3/4"x3/4"x3/4"	300	25	62
MS174 ³	12'x7/8"x3/8"x3/8"x9/16" (Side 1)	300	25	43
	12'x9/16"x3/8"x3/8"x7/8" (Side 2)			
MS274	10'x7/8"x3/4"x9/32"x1-1/4"	200	20	54
US8	10'x1/2"x1/2"x1" U-Molding	100	10	8
US12	10'x3/4"x1/2"x1" U-Molding	500	50	44
US20	10'x1-1/4"x1/2"x1" U-Molding	300	30	57
UA25-10	10'x1-9/16"x1/2"x1" Aluminum U-Molding	100	10	11
UA25-30	10'x1-9/16"x1/2"x1" Aluminum U-Molding	300	30	33
UA25CE	10'x1-9/16"x1/2"x1" Aluminum U-Wall Controlled Environment	300	30	33
US28	10'x1-11/16"x1/2"x1" U-Molding	300	30	63
US28CE	10'x1-11/16"x1/2"x1" U-Molding w/gaskets, Flat White	300	30	63
US31	10'1-15/16"x1/2"x1" U-Molding	300	30	70
UA31	10'1-15/16"x1/2"x1" Aluminum U-Molding	300	30	34
U-2-3/32	12'x2-3/32"x7/8"x1-1/8" Aluminum U-Molding, Flat White	360	30	90
MF8	10'x1/2" F-Molding (for 1/2" panels)	100	10	28
MF10	10'x5/8" F-Molding (for 5/8" panels)	100	10	29

Notes

- M7 and M9 available in standard and advantage colors in half carton quantities only, 240 LF per carton.
- Not all M20 moldings are available in all areas. Please contact your USG Sales Representative.
- MS154 and MS174 available with exposed horizontal leg painted a color.

ANGLE MOLDING

SHADOW MOLDING

Length x A x B x C x D
(See illustration above)

US CHANNEL WALL MOLDING

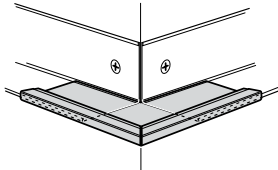
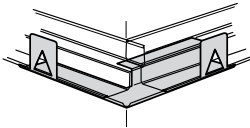
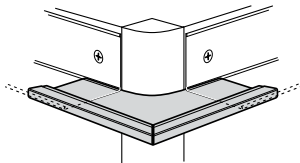
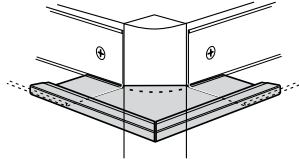
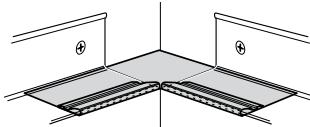
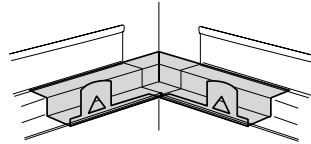
F-MOLDING

USG SUSPENSION SYSTEMS ACCESSORIES MOLDINGS

ORDER SAMPLES/LITERATURE
USG: usg.com or samplit@usg.com
CGC: contact Sales Representative

TECHNICAL SERVICES
800.USG.4YOU (874-4968)

FOR MOST UP-TO-DATE
TECHNICAL INFORMATION
AND LEED REPORT TOOL
usgdesignstudio.com
cgcdesignstudio.com

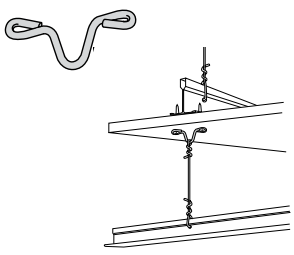
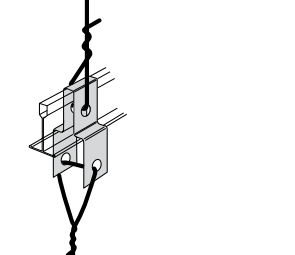
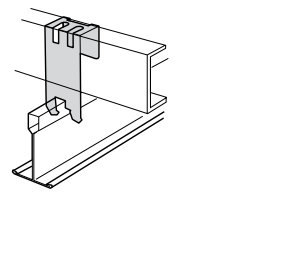
<p>Square Molding Corner Clip JS</p> <p>Use with angle molding.</p> 	<p>Outside Corner JS174</p> <p>Use with MS174 Shadow Molding. JS274 also available for MS274.</p> 	<p>Radius Molding Corner Clip JH, JB</p> <p>For radius or "bullnose" corners.</p> 
<p>Field-Modified Corner JM16</p> <p>Cut-out clip to fit field condition.</p> 	<p>Inside Corner Angle Mold A2</p> <p>Use with angle molding.</p> 	<p>Prefabricated Inside Corner A174</p> <p>Use with MS174 Shadow Molding. A274 also available for MS274.</p> 

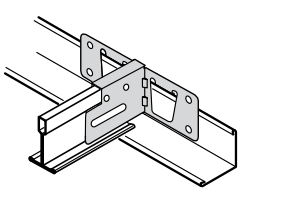
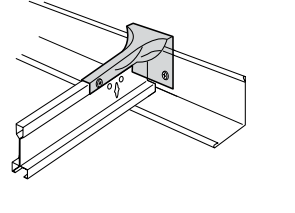
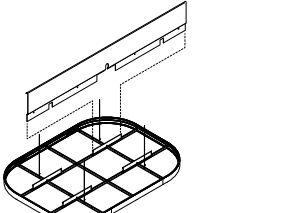
Catalog Number	Description	Packaging/Ctn.	
		Pcs.	Wt. (lb.)
JS9	Square 90° Outside Corner Cap for 9/16" Molding	100	3.0
JS12	Square 90° Outside Corner Cap for 3/4" Molding	100	3.0
JS14	Square 90° Outside Corner Cap for 7/8" Molding	100	3.0
JS16	Square 90° Outside Corner Cap for 1" Molding	100	3.0
JS174	Square 90° Outside Corner Cap for MS174 Shadow Molding	50	1.5
JS274	Square 90° Outside Corner Cap for MS274 Shadow Molding	50	1.5
JH9	1" Radius 90° Outside Corner Cap for 9/16" Molding	100	3.0
JH12	1" Radius 90° Outside Corner Cap for 3/4" Molding	100	3.0
JH14	1" Radius 90° Outside Corner Cap for 7/8" Molding	100	3.0
JH15	1" Radius 90° Outside Corner Cap for 15/16" Molding	100	3.0
JH16	1" Radius 90° Outside Corner Cap for 1" Molding	100	3.0
JB12	3/4" Radius 90° Outside Corner Cap for 3/4" Molding	100	3.0
JB14	3/4" Radius 90° Outside Corner Cap for 7/8" Molding	100	3.0
JB16	3/4" Radius 90° Outside Corner Cap for 1" Molding	100	3.0
JM16	Field-Modified Corner for 1" Molding	100	3.0
A2	Inside Corner Cap for 7/8" Molding	200	4.0
A174	Inside Corner Cap for MS174 Shadow Molding	50	1.5
A274	Inside Corner Cap for MS274 Shadow Molding	50	1.5

OUTSIDE CORNERS

INSIDE CORNERS

USG SUSPENSION SYSTEMS ACCESSORIES—GRID INSTALLATION

<p>Drywall Grid Hanger Clip A</p> <p>To suspend secondary ceiling.</p> 	<p>Grid Load Transfer Bracket B</p> <p>To suspend secondary ceiling.</p> 	<p>Furring Clip for Grid to Channel C</p> <p>Connect grid to 1-1/2" channel.</p> 
---	--	---

<p>Seismic Attachment Clip for Perimeter Conditions D</p> <p>Attach tee ends at the perimeter in seismic design categories C, D, E and F.</p> 	<p>Molding Attachment Clip E</p> <p>Attach tees to angle molding and shadow molding.</p> 	<p>Ceiling Cloud Suspension Brace G</p> <p>For moving hanger wires away from ceiling cloud perimeters.</p> 
--	--	---

Catalog Number	Description	Packaging/Ctn.		Detail Key
		Pcs.	Wt. (lb.)	
DGHC	Drywall Grid Hanger Clip	100	1.5	A
256860	Grid Load Transfer Bracket, 15/16" grid	250	13	B
256861	Grid Load Transfer Bracket, 9/16" grid	250	13	B
256862	Grid Load Transfer Bracket, 1-1/2" grid	250	13	B
V-14	Furring Clip for Grid to Channel	500	45	C
ACM7	Seismic Perimeter Attachment Clip	100	8	D
ACM7 Small Pack	Seismic Perimeter Attachment Clip	30	2	D
ALACM7	Aluminum Seismic Perimeter Attachment Clip	100	4	D
MAC2	Molding Attachment Clip	100	3	E
TSB-24	Ceiling Cloud Suspension Brace, 23-1/2" Bare Galvanized or Flat Black	10	12.5	G

Notes

1. Please refer to usg.com or cgcinc.com for more information about seismic applications with the ACM7 seismic clip.

**GRID TO PRIMARY
SUPPORT**

GRID TO MOLDING¹

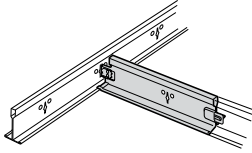
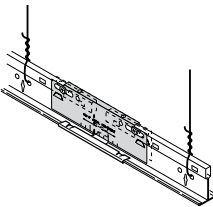
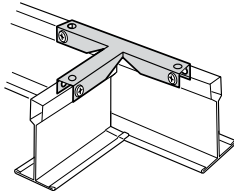
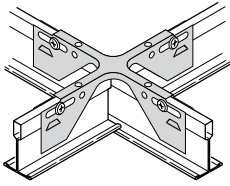
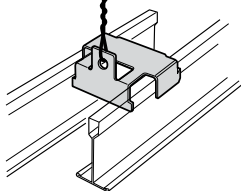
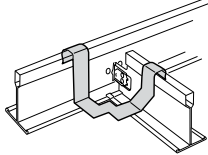
**CEILING CLOUD
SUSPENSION BRACE**

USG SUSPENSION SYSTEMS ACCESSORIES GRID INSTALLATION

ORDER SAMPLES/LITERATURE
USG: usg.com or samplit@usg.com
CGC: contact Sales Representative

FOR MOST UP-TO-DATE
TECHNICAL INFORMATION
AND LEED REPORT TOOL
usgdesignstudio.com
cgcdesignstudio.com

TECHNICAL SERVICES
800.USG.4YOU (874-4968)

<p>MT/CT Converter F</p> <p>Changes main-tee direction 90° from adjacent main tee.</p> 	<p>Two-Way Seismic Separation Joint Clip G1</p> <p>For seismic separation joints in IBC Seismic Design Categories D, E and F.</p> 	<p>Three-Way Off-Module Connector G2</p> <p>Use with cross tees and main tees that are the same height.</p> 
<p>Four-Way Seismic Separation Joint Clip H</p> <p>For seismic separation joints in IBC Seismic Design Categories D, E and F.</p> 	<p>Paired Main Tee Clip I</p> <p>Use for linear air diffusers. Use with USG Donn® Brand DX®, DXL™, DXLA™, ZXLA™, Centricitee™ DXT™, Identitee® DXI™, Fineline® DXF™ and Fineline® 1/8 DXFF™</p> 	<p>Light-Fixture Clip J</p> <p>For USG Donn® Brand Centricitee™ DXT™/DXLT™ suspension system, use black clips with parabolic fixtures. Cross tee must be connected to main tee.</p> 

Catalog Number	Description	Packaging/Ctn.		Detail Key
		Pcs.	Wt. (lb.)	
DXMT/CT	9"x1-1/2" MT/CT Converter—changes MT direction for DX/DXL grid.	75	13	F
DH2 ¹	Two-Way Seismic Separation Joint Clip	100	2	G1
DH3	Three-Way Off-Module Connector	100	3	G2
DH4 ²	Four-Way Seismic Separation Joint Clip	100	13	H
V-32	Paired Main Tee Clip (2" separation center-to-center)	100	3	I
LFC	Light-Fixture Hold-Down Clip—for 9/16" grid	100	2	J

Notes

1. Please refer to Submittal Sheet AC3301 for more information about the DH2 two-way seismic separation joint clip.
2. Please refer to Submittal Sheet AC3271 for more information about the DH4 four-way seismic separation joint clip.

TEE TO TEE


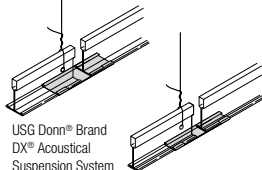
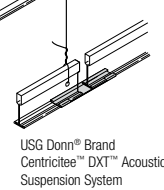
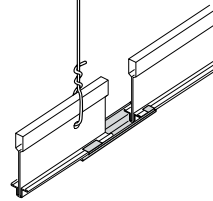
LIGHT-FIXTURE CLIP

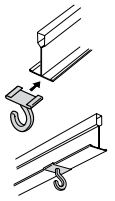
USG SUSPENSION SYSTEMS ACCESSORIES GRID INSTALLATION

ORDER SAMPLES/LITERATURE
USG: usg.com or samplit@usg.com
CGC: contact Sales Representative

FOR MOST UP-TO-DATE
TECHNICAL INFORMATION
AND LEED REPORT TOOL
usgdesignstudio.com
cgcdesignstudio.com

TECHNICAL SERVICES
800.USG.4YOU (874-4968)

<p>Compression Post Clips K</p> <p>Top clip and bottom end plug for 3/4" conduit. Conduit not included.</p> 	<p>Tee Face Sleeve L1</p> <p>To cut in tees to existing system and for separation joints.</p>  <p>USG Donn® Brand DX® Acoustical Suspension System</p>  <p>USG Donn® Brand Centricitee™ DXT™ Acoustical Suspension System</p>	<p>Tee Face Sleeve' L2</p> <p>To cut in tees to existing system and for separation joints.</p> 
--	--	---

<p>Accessory Hanger Hook² M</p> <p>Remove top clip for use with standard 1/4" USG Donn® Brand Finline® Acoustical Suspension System.</p>  <p>USG Donn® Brand DX® Acoustical Suspension System</p>  <p>USG Donn® Brand Finline® DXF™ Acoustical Suspension System</p>	<p>Universal Partition Attachment Clip N1</p> <p>Reversible for use with all USG Donn® Brand grid types.</p> 	<p>Unopposed Tee Attachment Clip N2</p> <p>Used to securely attach unopposed cross tees to main tees. Seismic compliant. Requires pop rivet.</p> 
--	---	---

Catalog Number	Description	Packaging/Ctn.		Detail Key
		Pcs.	Wt. (lb.)	
CPC34	25 Each Top Clip and Bottom Plug, Makes 25 Posts	25	2.0	K
TFS-1	Tee Face Sleeve (3" long) for 15/16" USG Donn® Brand DX®/DXL™ Acoustical Suspension System	100	10	L1
TFS-2	Tee Face Sleeve (3" long) for 9/16" USG Donn® Brand Centricitee™ DXT™ Acoustical Suspension System	100	3	L1
TFS-3	Tee Face Sleeve (3" long) for USG Donn® Brand Finline® DXF™ Acoustical Suspension System with 1/4" Reveal	250	4	L1
TFS-4	Tee Face Sleeve (3" long) for USG Donn® Brand Finline® 1/8 DXFF™ Acoustical Suspension System with 1/8" Reveal	250	4	L1
TFS-5	Tee Face Sleeve (3" long) for USG Donn® Brand Identitee® DXI™ Acoustical Suspension System with 1/8" Reveal	100	4	L2
TFS-5 DXI FC	Tee Face Intersection sleeve (3" long) for USG Donn® Brand Identitee® DXI™ Acoustical Suspension System with 1/8" Reveal	250	4	L2
AH1	Accessory Hanger Hook (white, injection molded)	50	1	M
UPAC-1	Universal Partition Attachment Clip for SQ and reveal edge panels	100	8	N1
UTAC	Unopposed Tee Attachment Clip	100	5	N2

- Notes**
1. The USG Donn® Brand Identitee® DXI™ Tee-Face Intersection Sleeve (TFS-5 DXI FC) is used for off-module intersections to maintain the clean, uninterrupted aesthetic of the grid profile.
 2. Whenever possible the accessory hanger hook should be installed on a main tee. If an accessory hanger hook is installed on a main tee, the load should not exceed 10 lb. without installing a supplementary hanger wire support to the structure at the location of the hanger hook. If an accessory hanger hook is installed on a cross tee, the load should not exceed 4 lb. without installing a supplementary hanger wire support to the structure at the location of the hanger hook. The accessory hanger hook is not designed to support loads exceeding 30 lb.

**COMPRESSION POST
CLIPS**

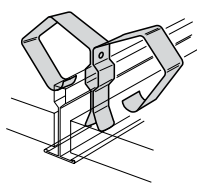
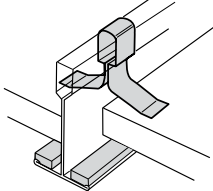
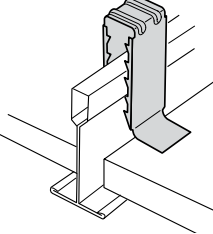
TEE ACCESSORIES

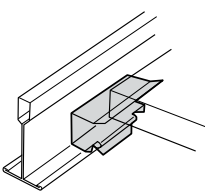
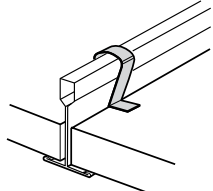

USG SUSPENSION SYSTEMS ACCESSORIES GRID INSTALLATION

ORDER SAMPLES/LITERATURE
USG: usg.com or samplit@usg.com
CGC: contact Sales Representative

TECHNICAL SERVICES
800.USG.4YOU (874-4968)

FOR MOST UP-TO-DATE
TECHNICAL INFORMATION
AND LEED REPORT TOOL
usgdesignstudio.com
cgcdesignstudio.com

<p>Panel Retention Clip 20428' N3</p> <p>For impact resistance.</p> 	<p>Hold-Down Clip O1</p> <p>To maintain a Clean Room seal.</p> 	<p>Variable Locking Hold-Down Clip O2</p> <p>Use as a locking hold-down clip for various acoustical and metal panels.</p> 
--	---	--

<p>Accessible Hold-Down Clip P</p> <p>Use as a hold-down clip for 5/8" panels. Provides ready accessibility.</p> 	<p>Variable Hold-Down Clip Q</p> <p>For 5/8" to 3/4" panels.</p> 	<p>Wall Spring Clip R</p> <p>To hold down perimeter ceiling panels. Useful for maintaining Clean Room seal with US28CE molding.</p> 
---	---	--

Catalog Number	Description	Packaging/Ctn.		Detail Key
		Pcs.	Wt. (lb.)	
20428 (CC 730600)	Panel Retention Clips help prevent panel displacement from incidental contact. Recommended with USG Touchstone™ Acoustical Panels for impact resistance and for panels thicker than 5/8".	200	17	N3
L15	Hold Down Clip - for 5/8" rated panels	1000	7	O1
L15CE	Hold Down Clip - for 5/8" panels w/ Gaskets	500	3.5	O1
PZ	Variable Locking Hold-Down Clip	100	1	O2
L45	Accessible Hold-Down Clip for 5/8" panels	1000	15	P
V15	Variable Hold-Down Clip	1000	8	Q
C-8	Wall Spring Clip	2000	29	R
C-8CE	Wall Spring Clip - for panels w/ Gaskets	500	7.5	R

Notes

1. For more information about the Keep Clip™ from American Retention Components, Inc., please visit www.retentionclip.com.

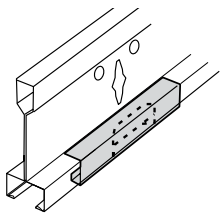
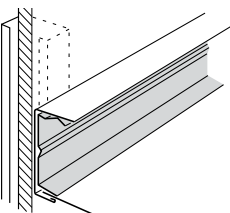
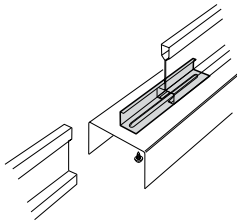
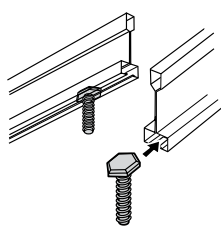
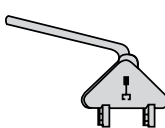
PANEL RETENTION CLIP

HOLD-DOWN CLIPS

USG SUSPENSION SYSTEMS ACCESSORIES - FINELINE®

ORDER SAMPLES/LITERATURE
USG: usg.com or samplit@usg.com
CGC: contact Sales Representative
TECHNICAL SERVICES
800 USG.4YOU (874-4968)

**FOR MOST UP-TO-DATE
TECHNICAL INFORMATION
AND LEED REPORT TOOL**
usgdesignstudio.com
cgcdesignstudio.com

<p>Miter Closure Clip for USG Donn® Brand Fineline® Acoustical Suspension System S</p> <p>For closing off unused miters.</p> 	<p>USG Celebration™ Hold-Down Channel Clip T</p> 	<p>Partition Attachment Clip U</p> <p>To screw-attach ceiling-height partitions.</p> 
<p>T-Bolt V</p> <p>To bolt-attach partitions, signage or pendant-mounted indirect lighting.</p> 	<p>USG Donn® Brand Fineline® Acoustical Suspension System Cut-Off Die W</p> <p>Use to field-cut USG Donn® Brand Fineline® tees.</p> 	

Catalog Number	Description	Packaging/Ctn.		Detail Key
		Pcs.	Wt. (lb.)	
MCC3	2" Miter Closure Clip for 1/8" USG Donn® Brand Fineline® Acoustical Suspension System	50	1	S
MCC2	2" Miter Closure Clip for standard USG Donn® Brand Fineline® Acoustical Suspension System	50	1	S
U-2-3/32	10"x11/32"x2-3/32"x3/4" Panel Hold-Down Clip	500	30	T
PAC1	3" Partition Attachment Clip	50	1	U
TB1	1"x1/4"-20 T-Bolt	100	1	V
FC1	USG Donn® Brand Fineline® Acoustical Suspension System Cut-Off Die (scaffold mount)	1	10	W

Notes

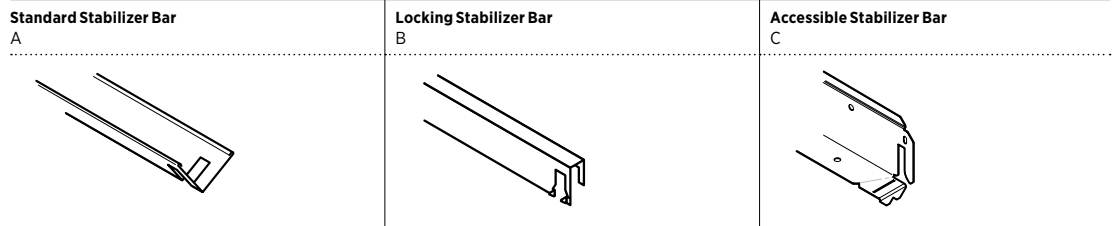
1. The partition attachment clip shown above is manufactured by Revoe Manufacturing of Canada and can be purchased through USG.
2. Please refer to *USG Exterior Ceiling Applications* (SC2561) for more information about exterior ceiling applications with the T15 and U-2-3/32 hold-down clips. Use T-15 hold-down clip with UA25 molding and use U-2-3/32 hold-down clip with U-2-3/32 molding.

MITER CLOSURE CLIPS

HOLD-DOWN CLIPS²

FINELINE® ACCESSORIES

USG SUSPENSION SYSTEMS ACCESSORIES—STABILIZER BARS



**STANDARD
STABILIZER BARS¹**

**LOCKING
STABILIZER BARS¹**

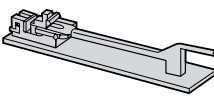
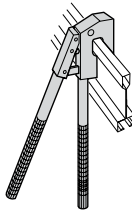
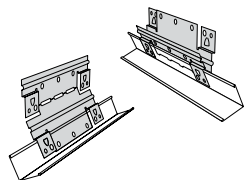
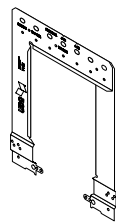
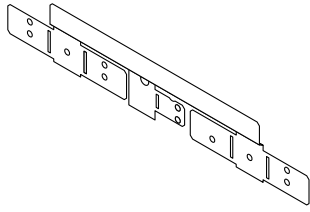
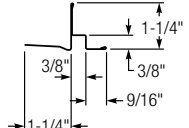
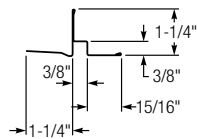
**ACCESSIBLE
STABILIZER BARS¹**

Catalog Number	Description	Packaging/Ctn.			Detail Key
		LF	Pcs.	Wt. (lb.)	
CC15-20	Standard 20" Stabilizer Bar	83.3	50	11	A
CC15-30	Standard 30" Stabilizer Bar	125	50	17	A
CC15-4-2	Standard 4' Stabilizer Bar Notched 2' o.c.	200	50	27	A
SB12	Locking 12" Stabilizer Bar	200	200	27	B
SB24	Locking 24" Stabilizer Bar	400	200	52	B
SB24-A	Locking 24" Stabilizer Bar Elongated for Ashlar Connection	400	200	52	B
SB36	Locking 36" Stabilizer Bar	300	100	40	B
SB48	Locking 48" Stabilizer Bar	400	100	50	B
SB48-24	Locking 24" Stabilizer Bar 24" Center-to-Center Notch	400	100	50	B
SB60	Locking 60" Stabilizer Bar	500	100	64	B
ASB24	Accessible 24" Stabilizer	50	25	17	C
ASB30	Accessible 30" Stabilizer Bar	62.5	25	25	C
ASB48	Accessible 48" Stabilizer	100	25	33	C
ASB600MM	Accessible 600 mm Stabilizer Bar	15(m)	25	17	C
ASB900MM	Accessible 900 mm	22.5(m)	25	25	C
ASB1200MM	Accessible 1200 mm	30(m)	25	33	C

Notes

1. Please refer to *Application Guide* (IC592) for more information about USG stabilizer bars in plank and large panel applications.

USG SUSPENSION SYSTEMS ACCESSORIES—MISCELLANEOUS

<p>Universal Field Cross Tee Hole Tool</p> <p>For all USG Donn® Brand Acoustical Suspension Systems.</p> 	<p>Handheld Field Cross Tee Hold Tool</p> <p>For all USG Donn® Brand Acoustical Suspension Systems.</p> 	<p>SB2 Sloped Ceiling Bracket</p> 
<p>USG Logix™ Universal Yoke</p> 	<p>Utility Module Bracket</p> 	<p>USG Donn® Brand SL DXT™</p> 
<p>USG Donn® Brand SL DX®</p> 		

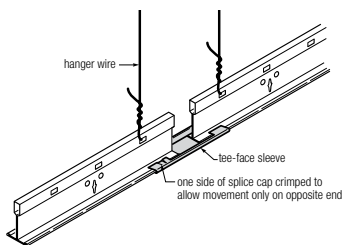
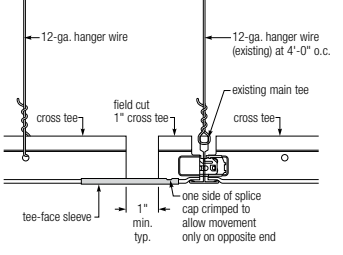
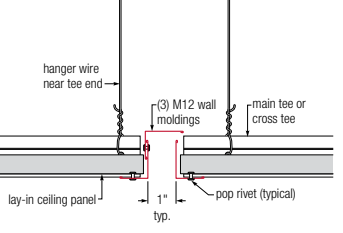
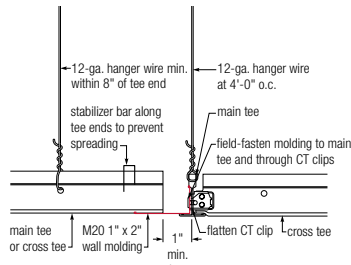
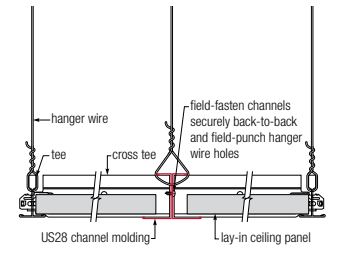
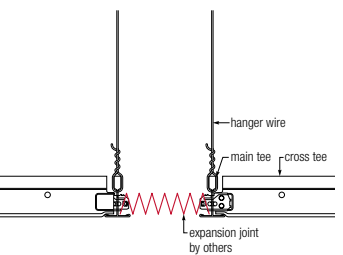
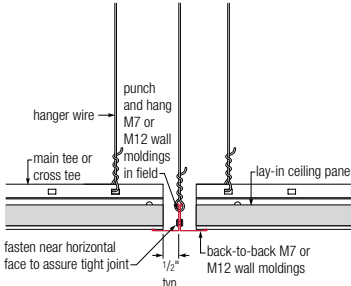
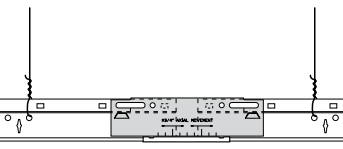
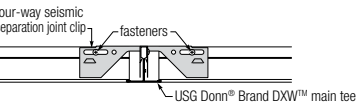
Catalog Number	Description	Packaging/Ctn.	
		Pcs.	Wt. (lb.)
215738	Universal Field Cross Tee Hole Tool	1	30
200308	Handheld Cross Tee Hole Tool	1	5
204755	Replacement Die Block for Universal Cross Tee Tool	1	1
276759	Replacement Die Block for Handheld Cross Tee Tool	1	1
214418	Replacement Punch for Universal Cross Tee Tool	1	1
276760	Replacement Punch for Handheld Cross Tee Tool	1	1
206262	Replacement Punch for Handheld Cross Tee Tool	1	1
TOUCH-UP PAINT			
B11	USG Donn® White Spray Paint (004) ¹	6	7
B13	Flat White Spray Paint (050) ¹	6	7
B14	Flat Black Spray Paint (205) ¹	6	7
B15	Silver Satin Spray Paint (002) ¹	6	7
PC15 GAL	Standard Gallon ²	1	12
PC16 QT	Standard Quart ²	1	3
PC19 GAL	Custom Gallon	1	12
PC20 QT	Custom Quart	1	3
USG LOGIX™ INTEGRATED SYSTEM			
LGXUNVYK	USG Logix™ Integrated System Universal Yoke 4, 6, 100 mm, 150 mm, HDG, 2-Part Yoke	10	4
UMB-4-6	4, 6, Utility Module Bracket (UMB)	8	1.9
UMB-100-150	100 mm, 150 mm, Utility Module Bracket (UMB)	8	1.9
ADJUSTABLE WALL MOLDING BRACKET			
SB2	SB2 Adjustable Wall Molding Bracket—used to secure standard wall molding at an angle to accommodate a sloped acoustical ceiling.	100	11
DRYWALL TO ACOUSTIC TRANSITION TRIM			
CPDWA9120	10' Drywall to Acoustic Transition Trim, Shadowline 9/16" Flat White 050	12	39
CPDWA15120	10' Drywall to Acoustic Transition Trim, Shadowline 15/16" Flat White 050	12	41

Notes

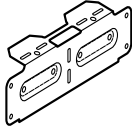

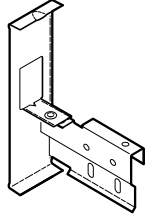
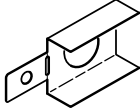
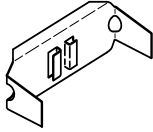

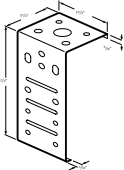

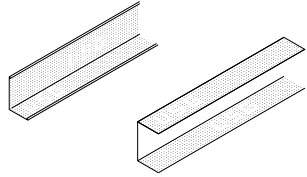
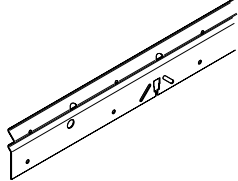
- One carton contains six 12 oz. cans. Paints cannot be shipped air freight.
- Specify color number from price list.
- Punch tools are not covered under the USG Standard Product Warranty.

USG SUSPENSION SYSTEMS ACCESSORIES—SEPARATION JOINTS

When a separation joint is required, USG offers several options that are practical, easy to install, and designed for minimal visibility. USG Donn® Brand separation joints represent the greatest range of options to satisfy the stringent requirements for separation joints.

<p>Tee Face (Main Tee or Cross Tee) Sleeve</p> <p>Available for USG Donn® Brand DX®/DXL™, Identitee® DXI™, Centricitee™ DXT™/DXLT™ and Fineline® DXF™/DXFF™</p>  <p>Labels: hanger wire, tee-face sleeve, one side of splice cap crimped to allow movement only on opposite end</p>	<p>Tee Face (Cross Tee) Sleeve</p>  <p>Labels: 12-ga. hanger wire, cross tee, field cut 1" cross tee, existing main tee, tee-face sleeve, 1" min. typ., one side of splice cap crimped to allow movement only on opposite end</p>	<p>Expansion Joint—M12 Molding</p>  <p>Labels: hanger wire near tee end, (3) M12 wall moldings, main tee or cross tee, lay-in ceiling panel, 1" typ., pop rivet (typical)</p>
<p>Expansion Joint—M20 Molding</p>  <p>Labels: 12-ga. hanger wire min. within 8" of tee end, stabilizer bar along tee ends to prevent spreading, main tee, field-fasten molding to main tee and through CT clips, M20 1" x 2" wall molding, 1" min. typ., flatten CT clip, cross tee</p>	<p>Expansion Joint—US28 Molding</p>  <p>Labels: hanger wire, tee, cross tee, field-fasten channels securely back-to-back and field-punch hanger wire holes, US28 channel molding, lay-in ceiling panel</p>	<p>Expansion Joint—Accordion Style</p>  <p>Labels: hanger wire, main tee, cross tee, expansion joint by others</p>
<p>Expansion Joint—M7 Molding</p>  <p>Labels: hanger wire, punch and hang M7 or M12 wall moldings in field, main tee or cross tee, lay-in ceiling panel, fasten near horizontal face to assure tight joint, 1/2" typ., back-to-back M7 or M12 wall moldings</p>	<p>Expansion Joint DH2</p>  <p>Labels: hanger wire, DH2 separation joint clip</p>	<p>Slip Joint</p>  <p>Labels: four-way seismic separation joint clip, fasteners, USG Donn® Brand DXW™ main tee</p>

USG SUSPENSION SYSTEMS ACCESSORIES—DRYWALL SUSPENSION

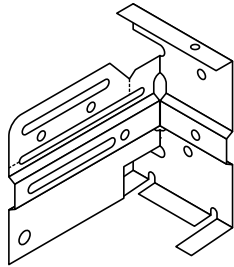
<p>DGSC-180—Splice Clip A</p> 	<p>DGTC-90—Transition Clip B</p> 	<p>DGC4, DGC6, DGC8—Compasso™ Drywall Clip C</p> 
<p>DGWC—Wall Attachment Clip D</p> 	<p>DGSP-180—Splice Plate E</p> 	<p>DGHUB—Dome Hub F</p> 
<p>CMAC-1—Close Mount Attachment Clip G</p> 	<p>DGLC-12—Drywall Grid Locking Channel H</p> 	<p>Drywall Suspension Perimeter Angle and Channel I</p> 
<p>USG Donn® Brand Index Support Bar J</p> 		

Catalog Number	Description	Packaging/Ctn.		Detail Key
		Pcs.	Wt. (lb.)	
DGSC-180	Drywall Suspension Splice Clip	50	5	A
DGTC-90	Drywall Suspension Transition Clip	50	29	B
DGC4	Drywall Suspension Clip for 4" Compasso	50	1	C
DGC6	Drywall Suspension Clip for 6" Compasso	50	1	C
DGC8	Drywall Suspension Clip for 8" Compasso	50	1	C
DGWC	Drywall Suspension Wall Attachment Clip	50	1	D
DGSP-180	Drywall Suspension Splice Plate	50	5	E
DGHUB	Drywall Suspension Dome Hub	1	1	F
CMAC-1	Direct Mount - Close Mount Attachment Clip	100	2	G
DGLC-12	Direct Mount - Drywall Grid Locking Channel	10	50	H
DGWM-24	12' x 1-1/2" x 1" Knurled Angle Mold	20	77	I
DGCM-27E	Drywall U Channel Mold - G90	30	94	I
ISB109	USG Donn Indexed Support Bar, G30, 109 1/2"	16	48	J

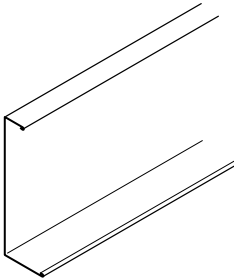
Notes
1. Consult the USG Drywall Suspension System Guide (AC3152) for additional details.

USG SUSPENSION SYSTEMS ACCESSORIES—ADVANCESPAN™

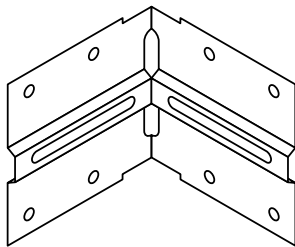
AdvanceSpan™ Channel Molding



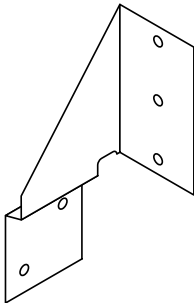
AdvanceSpan™ Channel Molding Clip



AdvanceSpan™ Main Tee Splice Plate



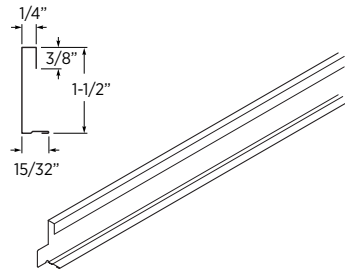
AdvanceSpan™ Main Tee Cross Brace Clip



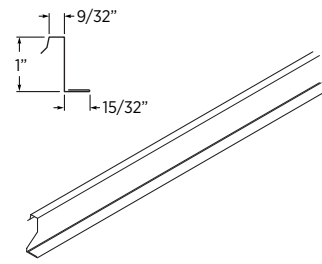
Catalog Number	Description	Packaging/Ctn.	
		Pcs.	Wt. (lb.)
US44	10' x 2-1/8" x 1" x 1/2" AdvanceSpan™ Channel Molding	20 (200 LF)	58
US44CC	US44 AdvanceSpan™ Channel Molding Clip	100	10.5
	US44 AdvanceSpan™ Channel Molding Clip, Small Pack	30	3.3
ASMTSP	AdvanceSpan™ Main Tee Splice Plate	25	4.5
ASCBC	AdvanceSpan™ Main Tee Cross Brace Clip	25	3.25

USG SUSPENSION SYSTEMS ACCESSORIES—DX[®] CONCEALED

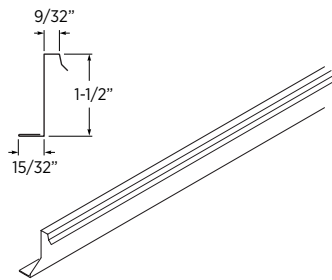
Access Spline use with BPC234



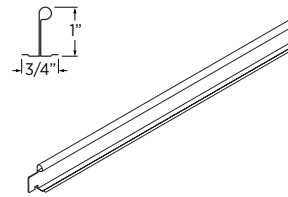
Closing Spline



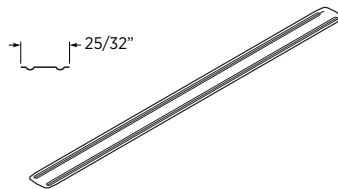
Closing Spline



Tee Spline



Flat Spline



Catalog Number	Description	Packaging/Ctn.	
		Pcs.	Wt. (lb.)
BPA424	4' x 1-1/2" Access Spline use with BPC234	75 (300 LF)	52
BPC116	1" x 11" Closing Spline	400 (366 LF)	32
BPC234	23" x 1-1/2" Closing Spline	400 (767 LF)	77
DE416	4' x 1" Tee Spline	60 (240 LF)	46
DEN416	4' x 1" Notched Tee Spline use with BPC116	60 (240 LF)	32
DT416	4' x 1" Tee Spline	60 (240 LF)	33
E10	11" Flat Spline	500	18

Notice
The information in this document is subject to change without notice. CGC Inc. or USG Corp. assumes no responsibility for any errors that may inadvertently appear in this document.

AC2396/rev. 10-23
© 2023 USG Corporation and/or its affiliates. All rights reserved. Printed in USA

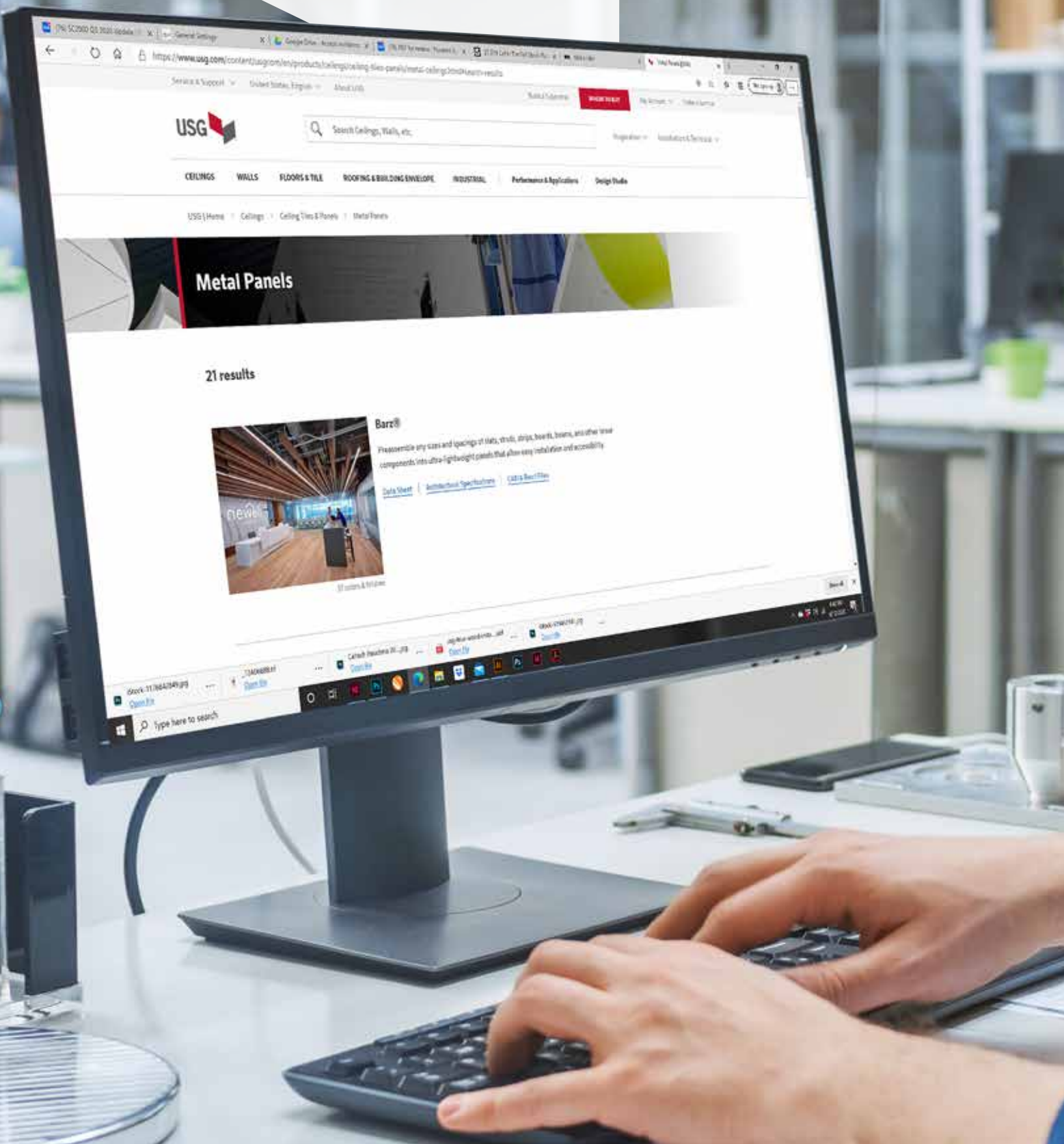
Manufactured by
USG Interiors, LLC
550 West Adams Street
Chicago, IL 60661

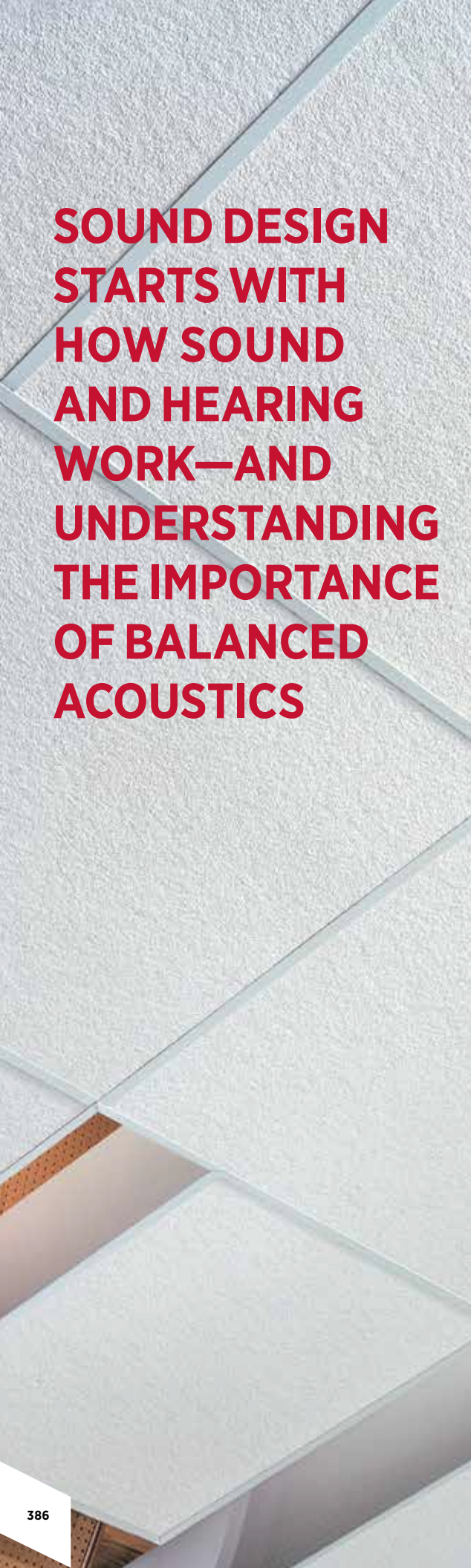
The trademarks USG, CGC, ADVANCESPAN, CE, CELEBRATION, CENTRICITEE, COMPASSO, DONN, DX, DXF, DXFF, DXI, DXL, DXLA, DXLT, DXT, DXW, FINELINE, IDENTITEE, LOGIX, ROCK FACE, ZXLA, the USG/CGC logo, the design elements and colors, and related marks are trademarks of USG Corporation or its affiliates.

Safety First! Follow good safety/industrial hygiene practices during installation. Wear appropriate personal protective equipment. Read SDS and literature before specification and installation.



ADDITIONAL RESOURCES





SOUND DESIGN STARTS WITH HOW SOUND AND HEARING WORK—AND UNDERSTANDING THE IMPORTANCE OF BALANCED ACOUSTICS

THE WAY SOUND TRAVELS THROUGH SPACES

Sound moves in a wave motion as an elastic medium produced by a vibrating object. These vibrations move the particles of the medium (such as air) adjacent to it, back and forth, creating an alternate compression and rarefaction of the medium. These disturbances move away from the source in a wave motion, much as a ripple moves along the surface of water when a stone is dropped in. The more elastic a substance, the better it can conduct sound. For example, steel is highly elastic, making it an excellent conductor of sound.

Moreover, sound not only travels in a straight path from its source, but also bounces off partitions, bends around barriers and squeezes through small openings, all of which can allow noise to reach surprisingly far beyond its point of origin.

HOW SOUND CAN BE CONTROLLED WITHIN SPACES

The basic mechanisms involved in noise control for buildings are sound absorption and sound transmission.

SOUND ABSORPTION: Necessary to reduce the reverberation, or echo, in a space to help improve clarity of speech and reduce excessive noise within a room. Acoustically absorbent material absorbs the majority of the incident sound waves and reverberations.

SOUND TRANSMISSION: Either airborne or structural, sound transmission must be reduced to prevent sound from traveling between two spaces. Airborne sound transmission is when sound travels through the air, such as partitions and openings. Impact sound transmission originates by contact with a structure and then travels through the structure.

BALANCED ACOUSTICS = NRC + CAC


EVALUATING CEILINGS: NRC, CAC & AC

Noise Reduction Coefficient (NRC)

NRC: A measure of sound absorption.

A 0.70 means the material absorbs 70% of sound waves. This is an important consideration for controlling acoustics within a confined area. Tests are conducted according to **ASTM C423**.

ASTM C423: Standard Test Method for Sound Absorption and Sound Absorption Coefficients by the Reverberation Room Method.



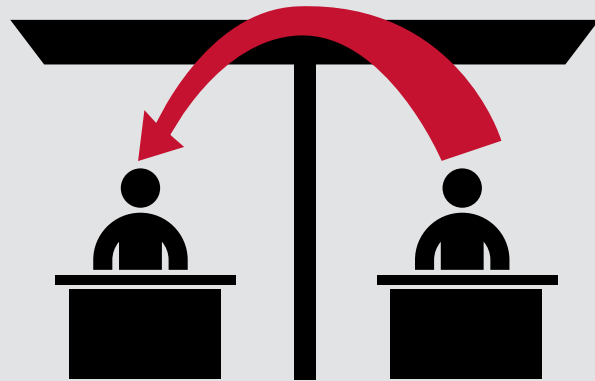
Ceiling Attenuation Class (CAC)

CAC: Applies to the sound attenuation of acoustical ceilings with a shared plenum between horizontally adjacent spaces.

A value of under 25 is considered poor, while a value of 35 and over is exceptional. Tests are conducted per **ASTM E1414** and classified per **ASTM E413**.

ASTM E1414: Standard Test Method for Airborne Sound Attenuation Between Rooms Sharing a Common Ceiling Plenum.

ASTM E413: Classification for Rating Sound Insulation.



EVALUATING CEILINGS: NRC, CAC & AC

Articulation Class (AC)

AC: A single-number rating, for speech privacy purposes, of a ceiling system in an open plan space. A rating of 170 or higher is considered acceptable. The higher the AC rating, the better the performance.

ASTM 1111: Standard Test Method for Measuring the Interzone Attenuation of Open Office Components.

ASTM 1110: Standard Classification for Determination of Articulation Class.



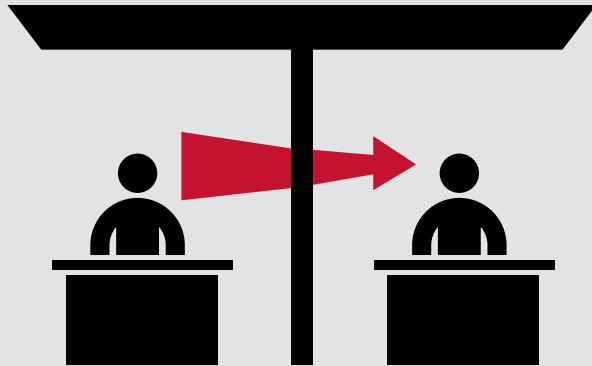
EVALUATING WALLS

Sound Transmission Class (STC)

STC: A widely used rating of sound attenuation performance of wall and floor systems. Laboratory tests are conducted per **ASTM E90** and classified per **ASTM E413**.

ASTM E90: Standard Test Method for Laboratory Measurement of Airborne Sound Transmission Loss of Building Partitions and Elements.

ASTM E413: Classification for Rating Sound Insulation.



USG ACOUSTICAL DATA

All sound testing is conducted in the USG Acoustical Test Facility (NVLAP Lab Code: 200132), or in an independent third-party NVLAP-accredited laboratory. Testing of acoustical materials is conducted under the UL Client Data Test Program and/or the UL Third Party Test Data Program. All acoustical data are representative of each product family listed.

Acoustical Panel Product Name	NRC	CAC	AC	125 Hz	250 Hz	500 Hz	1000 Hz	2000 Hz	4000 Hz
USG ASPEN™ BASIC 3/4"	0.55	35	—	0.44	0.37	0.63	0.82	0.66	0.58
USG ASTRO® 5/8"	0.55	35	—	0.30	0.31	0.51	0.66	0.66	0.65
USG CLEAN ROOM® (PERFORATED) 5/8"	0.55	35	—	0.19	0.32	0.47	0.76	0.68	0.46
USG ECLIPSE™ 3/4"	0.70	35	—	0.52	0.37	0.60	0.86	0.89	0.84
USG ECLIPSE™ HIGH-NRC 7/8"	0.75	35	—	0.39	0.39	0.73	0.93	0.95	0.91
USG "F" FISSURED™ BASIC 3/4"	0.70	35	—	0.31	0.32	0.68	0.98	1.02	1.03
USG FISSURED™ BASIC 5/8"	0.55	35	—	0.51	0.31	0.48	0.76	0.75	0.67
USG FISSURED™ BASIC FIRECODE™ 5/8"	0.55	35	—	0.44	0.28	0.49	0.80	0.73	0.63
USG FROST™ 3/4"	0.70	36	—	0.23	0.33	0.64	1.06	1.00	1.04
USG FROST™ BASIC 3/4"	0.70	40	—	0.33	0.37	0.84	0.98	0.91	0.88
USG FROST™ HIGH-LR 3/4"	0.75	35	—	0.48	0.31	0.71	1.03	0.98	0.93
USG GLACIER™ BASIC 3/4"	0.65	35	—	0.52	0.28	0.54	1.01	1.04	1.06
USG HALCYON™ 3/4"	0.90	20	170	0.55	0.91	0.75	0.97	1.04	1.03
USG HALCYON™ 1"	0.95	20	200	0.71	0.99	0.81	1.04	1.05	0.95
USG HALCYON™ 1-1/2"	1.00	25	210	0.78	0.92	0.92	1.09	1.07	1.03
USG HALCYON™ (FOIL BACKED) 1"	0.90	27	—	0.52	0.54	0.85	1.04	1.07	1.05
USG HALCYON™ (FOIL BACKED) 1-1/2"	0.95	30	190	0.53	0.73	0.88	1.14	1.11	1.03
USG HALCYON™ HEALTHCARE 1"	0.95	20	180	0.71	0.99	0.81	1.04	1.05	0.95
USG HALCYON™ HEALTHCARE 1-1/2"	1.00	25	—	0.78	0.92	0.92	1.09	1.07	1.03
USG MARS™ 3/4"	0.75	35	180	0.32	0.42	0.59	0.92	0.99	1.01
USG MARS™ HIGH-NRC 7/8"	0.80	35	170	0.42	0.45	0.74	1.02	1.04	1.05
USG MARS™ HIGH-NRC/HIGH-CAC 1"	0.80	40	—	0.33	0.40	0.80	1.03	1.03	1.02
USG MARS™ HIGH-CAC	0.60	40	—	0.24	0.31	0.60	0.85	0.92	0.99
USG MARS™ HIGH-NRC 7/8"	0.85	35	180	0.26	0.42	0.78	1.04	1.09	1.06
USG MARS™ HIGH-NRC 1"	0.90	30	—	0.56	0.68	0.82	1.04	1.06	1.08
USG MARS™ HIGH-NRC 1-3/10"	0.95	30	—	0.59	0.75	0.96	1.10	1.07	1.03
USG MARS™ HEALTHCARE CLEAN ROOM 3/4"	0.75	35	—	0.38	0.37	0.62	0.95	1.00	1.03
USG MARS™ HEALTHCARE WITH AIRCARE™ 3/4"	0.75	35	—	0.60	0.44	0.66	0.95	1.02	0.99
USG MARS™ HEALTHCARE HIGH-NRC 7/8"	0.80	35	—	0.66	0.54	0.74	1.00	1.01	1.00
USG MARS™ HEALTHCARE HIGH-NRC/HIGH-CAC 1"	0.80	40	—	0.26	0.47	0.86	1.07	1.03	1.04

USG ACOUSTICAL DATA

Acoustical Panel Product Name	NRC	CAC	AC	125 Hz	250 Hz	500 Hz	1000 Hz	2000 Hz	4000 Hz
USG OLYMPIA™ MICRO™ 5/8"	0.50	35	—	0.45	0.37	0.50	0.65	0.52	0.36
USG OLYMPIA™ MICRO™ 60 NRC 3/4"	0.60	35	—	0.56	0.44	0.64	0.72	0.56	0.41
USG PEBBLED™ 5/8"	0.55	35	—	0.42	0.33	0.54	0.72	0.55	0.41
USG PREMIER HI-LITE™ TWILL (PERFORATED) 5/8"	0.70	20	—	0.53	0.75	0.59	0.89	0.82	0.63
USG PREMIER HI-LITE™ (PERFORATED) KAPOK 5/8"	0.70	20	—	0.53	0.75	0.59	0.89	0.82	0.63
USG PREMIER NUBBY™ (FOIL BACKED) 1"	0.90	25	—	0.37	0.50	0.86	1.05	1.11	1.15
USG RADAR™ 5/8"	0.55	33	—	0.44	0.35	0.43	0.71	0.75	0.65
USG RADAR™ FIRECODE® 5/8"	0.55	35	—	0.44	0.28	0.49	0.80	0.73	0.63
USG RADAR™ ILLUSION™ 3/4"	0.55	35	—	0.37	0.27	0.51	0.81	0.82	0.67
USG RADAR™ CERAMIC 5/8"	0.50	40	—	0.31	0.29	0.43	0.68	0.84	0.79
USG RADAR™ HIGH DURABILITY 5/8"	0.55	35	—	0.41	0.26	0.38	0.73	0.81	0.70
USG RADAR™ HIGH-NRC 3/4"	0.70	35	160	0.39	0.40	0.72	0.89	0.75	0.71
USG TOUCHSTONE™ 5/8"	0.55	35	—	0.34	0.34	0.56	0.68	0.61	0.49

Notes

- All acoustical data are representative of each product family listed. For the most recent test results on a specific product, please contact your local USG representative or visit usgdesignstudio.com.
- CAC data obtained and tested according to E1414 using type CE mounting (Continuous at partitions, Exposed suspension system).
- NRC data obtained and tested according to ASTM C423. All material was tested in type E400 mounting, as specified in ASTM E795.
- AC data obtained and tested according to ASTM 1111.

ACOUSTICAL PANEL PACKAGING DATA

USG ASPEN™ BASIC ACOUSTICAL PANELS

Item Number	Wt./Ctn.	Pcs./Ctn.	Sq. Ft./Ctn.	Ctn./Pallet
650	54	12	48	20
651	54	6	48	20
652	54	6	48	20

USG ASTRO® ACOUSTICAL PANELS

8122	60	12	48	20
8221	60	16	64	16
8241	60	8	64	18
8223	60	16	64	16
8243	60	8	64	18
8227	60	16	64	16
8247	60	8	64	18
8322	60	12	48	16
8722	60	12	48	16

USG ASTRO® ILLUSION™ ACOUSTICAL PANELS

8742	60	6	48	20
8744	60	6	48	20

USG CLEAN ROOM™ ACOUSTICAL PANELS

56099	72	16	64	16
56091	72	8	64	18
56060	72	16	64	16
56090	72	8	64	18

USG DANOLINE™ LAY-IN PERFORATED GYPSUM PANELS

22704	6.81	8	32	18
22705	5.71	8	32	18
22713	13.36	4	32	18
22708	5.91	8	32	18
22711	5.71	8	32	18
22739	6.22	8	32	18
22738	5.71	8	32	18
22747	13.07	4	32	18
22727	6.22	8	32	18
22726	5.71	8	32	18
22731	13.07	4	32	18
22735	13.07	4	32	18

ACOUSTICAL PANEL PACKAGING DATA

USG DANOLINE™ DIRECT MOUNT PERFORATED GYPSUM PANELS

Item Number	Wt./Ctn.	Pcs./Ctn.	Sq. Ft./Ctn.	Ctn./Pallet
22749	56.13	10	320	—
22750	56.13	10	320	—
22752	42.09	10	240	—

USG DANOLINE™ NON-DEMOUNTABLE PERFORATED GYPSUM WALL/CEILING PANELS

22754	56.13	10	320	—
22756	56.13	10	320	—
22757	56.13	10	320	—
22758	56.13	10	320	—
22779	56.13	10	320	—
22778	56.13	10	320	—

USG ECLIPSE™ ACOUSTICAL PANELS

76575	49	12	48	20
76775	49	12	48	20
ME76775	49	12	46.5	20
76975	49	12	48	20
ME76975	49	12	46.5	20
78575	49	6	48	20
78775	49	6	48	20
78975	49	6	48	20

USG ECLIPSE™ HIGH-NRC ACOUSTICAL PANELS

76520	59	10	40	20
76521	59	6	48	16
76522	59	10	40	20
76523	59	6	48	16
76524	59	10	40	20
76525	59	6	48	16



USG Danoline™ Wall Panel Acoustical Perforated Gypsum

ACOUSTICAL PANEL PACKAGING DATA

USG ECLIPSE™ ILLUSION™ ACOUSTICAL PANELS

Item Number	Wt./Ctn.	Pcs./Ctn.	Sq. Ft./Ctn.	Ctn./Pallet
78011	49	6	48	20
78085	49	6	48	20
78711	49	6	48	20
78785	49	6	48	20

USG "F" FISSURED™ BASIC ACOUSTICAL PANELS

131	50	8	32	28
132	49	8	32	28
133	49	8	32	28
135	72	6	48	28
136	72	6	48	28

USG FISSURED™ BASIC ACOUSTICAL PANELS

506	43	16	64	20
507	43	8	64	20
560	42	16	64	20
562	42	8	64	20
585	65	16	64	20
586	74	8	64	20

USG FROST™ BASIC ACOUSTICAL PANELS

415	49	8	32	28
440	56	8	32	28
450	71	6	48	16
460	71	6	48	16

USG FROST™/ USG FROST™ HIGH-LR ACOUSTICAL PANELS

414	48	8	32	28
418	49	8	32	28
419	49	8	32	28
490	48	8	32	28
491	48	8	32	28

USG GLACIER™ BASIC ACOUSTICAL PANELS

707	42	8	32	28
708	43	8	32	28
711	66	6	48	16
715	44	8	32	28

USG HALCYON™ ACOUSTICAL PANELS

88221	24	12	48	28
88223	47	12	96	14
88224	46	8	64	14
88225	24	12	48	28
88226	47	12	96	14

ACOUSTICAL PANEL PACKAGING DATA

**USG HALCYON™
ACOUSTICAL PANELS
CONT.**

Item Number	Wt./Ctn.	Pcs./Ctn.	Sq. Ft./Ctn.	Ctn./Pallet
88227	24	12	48	28
97221	25	16	64	28
97241	49	16	128	14
97266	76	12	150	7
97356	24	8	32	28
97357	24	8	32	28
97358	48	8	64	14
97368	46	12	96	14
97359	24	8	32	28
98221	23	12	48	28
98223	23	12	48	28
98225	23	12	48	28
98241	45	12	96	14
98243	45	12	96	14
98245	45	12	96	14
98331	35	12	75	14
98333	35	12	75	14
98335	35	12	75	14
98336	76	12	150	7
99221	22	8	32	28
99223	22	8	32	28
99225	22	8	32	28
99241	44	8	64	14
99270	76	12	150	7

**USG HALCYON™
CANOPIES**

99131	15	2	—	Varies
99132	23	2	—	Varies
99133	28	2	—	Varies
99134	12	2	—	Varies
99135	17	2	—	Varies
99136	18	2	—	Varies
99137	26	2	—	Varies
99138	18	2	—	Varies
99139	12	2	—	Varies
99140	15	2	—	Varies
99150	15	2	—	Varies
99151	15	2	—	Varies
99152	15	2	—	Varies
99153	15	2	—	Varies
99154	15	2	—	Varies
99155	15	2	—	Varies
99156	15	2	—	Varies
99157	15	2	—	Varies
99158	15	2	—	Varies
99159	15	2	—	Varies
99160	13	2	—	Varies

ACOUSTICAL PANEL PACKAGING DATA

USG HALCYON™ ECO ACOUSTICAL PANELS

Item Number	Wt./Ctn.	Pcs./Ctn.	Sq. Ft./Ctn.	Ctn./Pallet
97312	23	12	48	28
97313	45	12	96	14
97314	97	12	192	7
97315	23	12	48	28
97316	45	12	96	14
97317	97	12	192	7
97318	23	12	48	28
97319	45	12	96	14
97320	97	12	192	7
97340	61	12	120	14
97341	73	12	144	14
97342	97	12	192	14

USG HALCYON™ PLANKS AND LARGE SIZE ACOUSTICAL PANELS

97262	56	16	192	14
97263	100	16	256	14
97360	73	12	144	14
97361	97	12	192	14
97362	73	12	144	14
97363	97	12	192	4
97364	65	4	128	4
97365	97	12	192	7
97366	97	12	192	7
97367	97	12	192	14
98197	92	12	192	14
98348	69	12	144	14
98441	90	12	192	7
98443	90	12	192	7
98445	90	12	192	7
98481	60	4	128	20
99268	69	12	144	14
99269	92	12	192	14

USG HALCYON™ HEALTHCARE ACOUSTICAL PANELS

98217	48	8	32	28
98218	16	8	64	14
98232	32	12	48	28
98233	24	12	96	14
98234	48	8	32	28
98235	24	8	64	14
98236	48	12	48	28
98237	16	12	96	14
98238	32	12	48	28
98239	24	12	96	14

ACOUSTICAL PANEL PACKAGING DATA

USG HALCYON™ LOGIX™
FIELD AND CHANNEL
ACOUSTICAL PANELS

Item Number	Wt./Ctn.	Pcs./Ctn.	Sq. Ft./Ctn.	Ctn./Pallet
97227	49	48	96	14
97228	61	48	120	14
97266	76	12	150	7
97277	43	12	84	14
97402	49	72	96	14
97403	61	72	120	14
97404	72	72	144	14
97407	46	12	90	14
97408	48	12	93	14
97411	22	12	42	28
97413	23	12	44	28
97414	45	12	88	14
97418	69	12	135	7
97428	110	12	216	7
97430	49	72	96	14
97431	61	72	120	14
97432	72	72	144	14
97436	46	12	90	14
97437	48	12	93	14
97440	23	12	44	28
97441	45	12	88	14
97443	43	12	84	14
97448	69	12	135	7
97458	110	12	216	7
97491	17	8	96	14
97571	17	24	96	14
98220	22	12	42	28
98223	25	12	48	28
98243	49	12	96	14
98261	51	12	100	14
98333	38	12	75	14
98443	97	12	192	7
98483	65	4	128	4
99234	73	12	144	14
99262	61	12	144	14
99263	25	24	48	—
99267	51	12	100	14
99268	73	12	144	14
99269	97	12	192	14
99270	76	12	150	7
99271	49	48	96	14
99272	61	48	120	14
96271	61	12	120	14
97467	23	12	44	28
97468	45	12	88	14
97460	49	72	96	14
97461	61	72	120	14
97462	72	72	144	14
97464	48	12	93	14
98131	55	48	108	14
98191	25	24	48	—
98192	17	24	96	14

ACOUSTICAL PANEL PACKAGING DATA

USG HALCYON™ LOGIX™ FIELD AND CHANNEL ACOUSTICAL PANELS CONT.

Item Number	Wt./Ctn.	Pcs./Ctn.	Sq. Ft./Ctn.	Ctn./Pallet
98194	51	12	100	14
98195	22	12	42	28
98196	43	12	84	14
98197	97	12	192	14
98198	49	48	96	14
98199	61	48	120	14
98216	97	48	192	—
98225	25	12	48	28
98245	49	12	96	14
98335	38	12	75	7
98336	76	12	150	7
98341	58	12	114	14
98344	110	12	216	14
98348	73	12	144	14
98360	46	12	90	14
98440	69	12	135	7
98445	97	12	192	7
99197	42	48	84	14
99265	97	24	192	—

HERADESIGN™ 1 LAY-IN PANELS²

HLSF122SL	798	84	336	—
HLSF122SQ	798	84	336	—
HLSF124SL	798	42	336	—
HLSF124SQ	798	42	336	—
HLSF13822SL	759	60	240	—
HLSF13822SQ	759	60	240	—
HLSF13824SL	759	60	240	—
HLSF13824SQ	759	30	240	—
HLSF5822SQ	918	140	560	—

HERADESIGN™ 2 LAY-IN PANELS²

HLF122SL	872	84	336	—
HLF122SQ	872	84	336	—
HLF124SL	872	42	336	—
HLF124SQ	872	42	336	—
HLF13822SL	824	60	240	—
HLF13822SQ	824	60	240	—
HLF13824SL	824	60	240	—
HLF13824SQ	824	30	240	—
HLSF5822SQ	963	140	560	—

2. Values shown for Heradesign Lay-in Panels and Heradesign Direct Mount Panels are representative of pallets not cartons.

ACOUSTICAL PANEL PACKAGING DATA

HERADESIGN™ 1 DIRECT MOUNT PANELS²

Item Number	Wt./Ctn.	Pcs./Ctn.	Sq. Ft./Ctn.	Ctn./Pallet
HDMSF124	798	42	336	—
HDMSF124B	798	42	336	—
HDMSF128	968	25	400	—
HDMSF128B	968	25	400	—
HDMSF13824	759	30	240	—
HDMSF13824B	759	30	240	—
HDMSF13828	928	18	288	—
HDMSF13828B	928	18	288	—
HDMSF5824	918	70	560	—
HDMSF5824B	918	70	560	—
HDMSF5828	1119	42	672	—
HDMSF5828B	1119	42	672	—

HERADESIGN™ 2 DIRECT MOUNT PANELS²

HDMF124	872	42	336	—
HDMF124B	872	42	336	—
HDMF128	1056	25	400	—
HDMF128B	1056	25	400	—
HDMF13824	824	30	240	—
HDMF13824B	824	30	240	—
HDMF13828	1006	18	288	—
HDMF13828B	1006	18	288	—
HDMF5824	963	70	560	—
HDMF5824B	963	70	560	—
HDMF5828	1173	42	672	—
HDMF5828B	1173	42	672	—

2. Values shown for Heradesign Lay-in Panels and Heradesign Direct Mount Panels are representative of pallets not cartons.

USG JUNO™ HIGH-NRC ACOUSTICAL PANELS

18280	40	8	32	16
18281	40	4	32	16
18282	32	4	25	20
18283	50	4	16	20
18284	60	4	48	20
18285	40	8	32	16
18286	40	4	32	16
18287	32	4	25	20
18288	50	4	16	20
18289	60	4	48	20
18290	40	8	32	16
18291	40	4	32	16
18292	32	4	25	20
18293	50	4	16	20
18294	60	4	48	20

ACOUSTICAL PANEL PACKAGING DATA

USG MARS™/USG MARS™ HRC ACOUSTICAL PANELS

Item Number	Wt./Ctn.	Pcs./Ctn.	Sq. Ft./Ctn.	Ctn./Pallet
86185	51	12	48	20
86185HRC	51	12	48	20
86288	51	24	48	18
86785	51	12	48	20
86785HRC	51	12	48	20
86830	40	6	37.5	20
86875	40	6	37.5	20
86985	51	12	48	20
86985HRC	51	12	48	20
88185	51	6	48	20
88185HRC	51	6	48	20
88785	51	6	48	20
88785HRC	51	6	48	20
88985	51	6	48	20
88985HRC	51	6	48	20

USG MARS™/USG MARS™ HIGH-NRC PLANKS AND ACOUSTICAL PANELS

86161	63	6	60	20
86166	75	6	72	16
86166HRC	75	6	72	16
86221	63	6	60	20
86223	75	6	72	20
86350	73	6	60	16
86360	88	6	72	16
88283	50	4	16	20
88284	60	4	48	20
88288	50	4	16	20
88289	60	4	48	20
88293	50	4	16	20
88294	60	4	48	20
88984	63	6	60	20
88996	75	6	72	16
88996HRC	75	6	72	16
89550	73	6	60	16
89650	73	6	60	16
89660	88	6	72	16
89662	66	6	60	16
89663	79	6	72	16
89664	66	6	60	16
89665	79	6	72	16
89667	66	6	60	16
89668	79	6	72	16
89670	88	6	72	16
89673	49	4	40	20
89674	59	4	48	20
89675	49	4	40	20
89676	59	4	48	20
89677	49	4	40	20
89678	59	4	48	20

USG MARS™ HEALTHCARE HIGH-NRC PANELS 80/35

86152	59	10	40	20
86340	59	6	48	16
86470	59	10	40	20
86750	59	10	40	20

ACOUSTICAL PANEL PACKAGING DATA

**USG MARS™ HEALTHCARE
HIGH-NRC PANELS
85/35**

Item Number	Wt./Ctn.	Pcs./Ctn.	Sq. Ft./Ctn.	Ctn./Pallet
86256	44	10	40	20
86257	44	10	40	20
86258	44	10	40	20
88256	53	6	48	16

**USG MARS™ HEALTHCARE
HIGH-NRC/HIGH-CAC
PANELS
80/40**

86115	53	8	32	20
88115	53	4	32	20
86343	53	8	32	20
88343	53	4	32	20
86344	53	8	32	20
88344	53	4	32	20

**USG MARS™
HEALTHCARE PANELS
75/35**

86169	51	12	48	20
86684	51	12	48	20
86984	51	12	48	20
88189	51	6	48	20
88683	51	6	48	20
88983	51	6	48	20

**USG MARS™ HEALTHCARE
WITH AIR COATING
75/35**

86169AIR	51	12	48	20
86684AIR	51	12	48	20
86984AIR	51	12	48	20
88189AIR	51	6	48	20
88683AIR	51	6	48	20
88983AIR	51	6	48	20

**USG MARS™ HEALTHCARE
CLEAN ROOM
75/35**

86169CR	51	12	48	20
88189CR	51	6	48	20
86684CR	51	12	48	20
88683CR	51	6	48	20

**USG MARS™ HEALTHCARE
HIGH-CAC PANELS
60/40**

86270	63	12	48	—
86272	63	12	48	—
86273	63	12	48	—
88271	63	6	48	16
88273	63	6	48	16

**USG MARS™
HIGH-NRC/HIGH-CAC
ACOUSTICAL PANELS**

80113	42	6	38	16
80139	42	6	38	16
80165	42	6	38	16
80213	31	4	25	20
80239	31	4	25	20
80265	31	4	25	20
80181	44	8	27	20
80187	43	8	27	20
86100	59	10	40	20
86186	63	12	48	20
86300	59	6	48	16
86329	42	12	40	20
86400	45	6	37.5	18
86426	42	6	38	18

ACOUSTICAL PANEL PACKAGING DATA

USG MARS™
HIGH-NRC/HIGH-CAC
ACOUSTICAL PANELS
CONT.

Item Number	Wt./Ctn.	Pcs./Ctn.	Sq. Ft./Ctn.	Ctn./Pallet
86429	86	6	75	8
86345	53	8	32	20
88345	53	4	32	20
86346	53	8	32	20
88346	53	4	32	20
86347	53	8	32	20
88347	53	4	32	20
86466	42	6	75	8
86497	86	6	75	8
86499	35	10	33	18
86500	45	6	37.5	20
86693	45	10	33	8
86786	63	12	48	20
86788	50	12	40	8
86986	63	12	48	20
87100	59	10	40	20
87187	63	6	48	16
87200	49	10	40	20
88134	53	10	40	20
88135	53	10	40	20
88136	53	10	40	20
88137	39	8	32	20
88138	39	8	32	20
88139	39	8	32	20
88786	63	6	48	16
88986	63	6	48	20
89134	53	6	48	16
89135	53	6	48	16
89136	53	6	48	16
89137	39	4	32	16
89138	39	4	32	16
89139	39	4	32	16
89140	83	6	75	9
89141	83	6	75	9
89142	83	6	75	9
89143	61	4	50	10
89144	61	4	50	10
89145	61	4	50	10
89500	59	6	48	20
89501	52	6	50	4
89600	59	6	48	20
88280	40	8	32	16
88281	40	4	32	16
88282	32	4	25	20
88285	40	8	32	16
88286	40	4	32	16
88287	32	4	25	20
88290	40	8	32	16
88291	40	4	32	16
88292	32	4	25	20

ACOUSTICAL PANEL PACKAGING DATA

USG MARS™ LOGIX™
ACOUSTICAL PANELS

Item Number	Wt./Ctn.	Pcs./Ctn.	Sq. Ft./Ctn.	Ctn./Pallet
86134	43	40	40	—
86135	43	40	40	—
86136	43	40	40	—
86160	53	6	50	20
86164	53	6	50	20
86166	76	6	72	16
86185	51	12	48	20
86223	76	6	72	16
86267	76	6	75	10
86289	43	20	40	18
86245	43	20	40	18
86242	43	20	40	18
86321	26	6	24	20
86325	26	12	24	20
86503	71	6	68	10
86507	32	12	30	20
86514	26	18	24	20
86515	32	18	30	20
86516	25	6	24	20
86517	32	6	30	20
86518	38	6	36	20
86519	48	6	45	20
86520	49	6	47	20
86522	45	12	42	20
86523	45	6	42	20
86524	47	12	44	20
86525	47	6	44	20
86527	45	6	42	20
86528	47	6	44	20
86530	36	6	34	20
86531	71	6	68	10
86532	37	6	35	20
86533	74	6	70	10
86535	74	6	70	10
86536	76	6	75	10
86537	37	18	36	20
86538	38	12	36	20
86540	26	18	24	20
86541	32	18	30	20
86542	26	12	24	20
86543	32	12	30	20
86544	25	6	24	20
86545	32	6	30	20
86546	38	6	36	20
86547	48	6	45	20
86548	49	6	47	20
86550	45	12	42	20
86551	45	6	42	20

ACOUSTICAL PANEL PACKAGING DATA

USG MARS™ LOGIX™
ACOUSTICAL PANELS
CONT.

Item Number	Wt./Ctn.	Pcs./Ctn.	Sq. Ft./Ctn.	Ctn./Pallet
86552	47	12	44	20
86553	47	6	44	20
86555	45	6	42	20
86556	47	6	44	20
86557	36	6	34	20
86558	71	6	68	10
86559	37	6	35	20
86560	74	6	70	10
86563	74	6	70	10
86564	76	6	75	10
86565	37	18	36	20
86566	38	12	36	20
86567	38	12	36	20
86568	26	18	24	20
86569	32	18	30	20
86570	38	6	36	20
86571	50	6	47	20
86573	45	6	42	20
86574	47	12	44	20
86575	47	6	44	20
86577	45	6	42	20
86578	47	6	44	20
86579	71	6	68	10
86580	74	6	70	10
86583	74	6	70	10
86584	37	18	36	20
86785	51	12	48	20
86815	40	6	38	20
86830	40	6	38	20
86831	71	6	68	10
86834	37	6	35	20
86835	32	12	30	20
86850	36	6	34	20
86875	40	6	38	20
86905	53	6	50	20
86985	51	12	48	20
88185	51	6	48	20
88840	42	12	42	20
88845	48	6	45	20
88686	71	6	68	10
88785	51	6	48	20
88885	31	6	30	20
88887	25	12	24	20
88985	51	6	48	20
88996	76	6	72	16

ACOUSTICAL PANEL PACKAGING DATA

USG MARS™
HIGH-NRC LOGIX™
ACOUSTICAL PANELS

Item Number	Wt./Ctn.	Pcs./Ctn.	Sq. Ft./Ctn.	Ctn./Pallet
80100	50	6	45	18
80101	52	6	47	18
80102	55	6	50	18
80103	39	10	35	20
80104	46	6	42	20
80105	41	10	37	20
80106	48	6	44	20
80107	46	6	42	20
80108	48	6	44	20
80109	37	6	34	18
80110	50	6	45	6
80111	39	6	35	18
80112	52	6	47	6
80113	42	6	38	18
80114	50	6	45	10
80115	52	6	47	10
80116	18	18	16	36
80117	22	18	20	32
80118	26	18	24	32
80119	18	12	16	36
80120	22	12	20	32
80121	26	12	24	32
80122	32	32	28	18
80123	26	6	24	36
80124	33	6	30	36
80125	40	6	36	32
80126	50	6	45	18
80127	52	6	47	18
80128	55	6	50	18
80129	36	10	35	20
80130	46	6	42	20
80131	41	10	37	16
80132	48	6	44	20
80133	46	6	42	20
80134	48	6	44	20
80135	37	6	34	18
80136	50	6	45	6
80137	39	6	35	18
80138	52	6	47	6
80139	42	6	38	18
80140	50	6	45	6
80141	52	6	47	6
80142	18	18	16	24
80143	22	18	20	24
80144	26	18	24	24
80145	18	12	16	24
80146	22	12	20	24
80147	26	12	24	32

ACOUSTICAL PANEL PACKAGING DATA

**USG MARS™
HIGH-NRC LOGIX™
ACOUSTICAL PANELS
CONT.**

Item Number	Wt./Ctn.	Pcs./Ctn.	Sq. Ft./Ctn.	Ctn./Pallet
80148	31	28	28	15
80149	26	6	24	36
80150	33	6	30	36
80151	40	6	36	32
80152	50	6	45	18
80153	52	6	47	18
80154	55	6	50	18
80155	39	10	35	20
80156	46	6	42	20
80157	41	10	37	20
80158	48	6	44	20
80159	46	6	42	20
80160	48	6	44	20
80161	37	6	34	18
80162	50	6	45	6
80163	39	6	35	18
80164	52	6	47	6
80165	42	6	38	16
80166	50	6	45	6
80167	52	6	47	6
80168	18	18	16	24
80169	22	18	20	24
80170	26	18	24	32
80171	18	12	16	24
80172	22	12	20	24
80173	26	12	24	32
80174	31	32	28	18
80175	26	6	24	36
80176	33	6	30	32
80177	40	6	36	32
80200	37	4	30	20
80201	38	4	31	20
80202	40	4	33	20
80203	34	8	28	20
80204	34	4	28	20
80205	35	8	29	20
80206	35	4	29	20
80207	34	4	28	20
80208	35	4	29	20
80209	41	4	34	20
80210	55	4	45	10
80211	43	4	35	20
80212	46	4	47	10
80213	46	6	38	20
80214	55	4	45	10
80215	57	4	47	10
80216	20	12	16	40
80217	24	12	20	40

ACOUSTICAL PANEL PACKAGING DATA

USG MARS™
HIGH-NRC LOGIX™
ACOUSTICAL PANELS
CONT.

Item Number	Wt./Ctn.	Pcs./Ctn.	Sq. Ft./Ctn.	Ctn./Pallet
80218	29	12	24	36
80219	20	8	16	40
80220	24	8	20	40
80221	29	8	24	36
80222	34	28	28	18
80223	20	4	16	40
80224	24	4	20	40
80225	29	4	24	36
80226	37	4	30	20
80227	38	4	31	20
80228	40	4	33	20
80229	34	8	28	20
80230	34	4	28	20
80231	35	8	29	20
80232	35	4	29	20
80233	34	4	28	20
80234	35	4	29	20
80235	41	4	34	20
80236	55	4	45	10
80237	43	4	35	20
80238	57	4	47	10
80239	46	4	38	20
80240	55	4	45	10
80241	57	4	47	10
80242	20	12	16	40
80243	24	12	20	40
80244	29	12	24	36
80245	20	8	16	40
80246	24	8	20	40
80247	29	8	24	36
80248	34	28	28	18
80249	20	4	16	40
80250	24	4	20	40
80251	29	4	24	36
80252	37	4	30	20
80253	38	4	31	20
80254	40	4	33	20
80255	34	8	28	20
80256	34	4	28	20
80257	35	8	29	20
80258	35	4	29	20
80259	34	4	28	20
80260	35	4	29	20
80261	41	4	34	20
80262	55	4	45	10
80263	43	4	35	20
80264	57	4	47	10
80265	46	4	38	20
80267	57	4	47	10

ACOUSTICAL PANEL PACKAGING DATA

USG MARS™
HIGH-NRC LOGIX™
ACOUSTICAL PANELS
CONT.

Item Number	Wt./Ctn.	Pcs./Ctn.	Sq. Ft./Ctn.	Ctn./Pallet
80268	20	12	16	40
80269	24	12	20	40
80270	29	12	24	36
80271	20	8	16	40
80272	24	8	20	40
80273	29	8	24	36
80274	34	28	28	18
80275	20	4	16	40
80276	24	4	20	40
80277	29	4	24	36
86100	59	10	40	20
88134	53	10	40	20
86137	34	14	28	18
86138	34	14	28	18
86139	34	14	28	18
86145	37	12	30	16
86331	30	12	24	16
86333	33	12	30	16
86400	45	6	38	18
86402	30	18	24	16
86403	37	18	30	16
86404	30	12	24	16
86405	44	18	36	16
86406	44	12	36	16
86407	30	6	24	16
86408	37	6	30	16
86409	44	6	36	16
86410	55	6	45	18
86411	57	6	47	18
86414	43	10	35	20
86415	52	5	42	18
86416	45	10	37	20
86417	54	6	44	18
86419	52	6	42	16
86420	54	6	44	16
86421	41	6	34	18
86422	83	6	68	8
86423	43	6	35	18
86424	86	6	70	8
86426	46	6	38	18
86427	83	6	68	8
86428	86	6	70	8
86429	92	6	75	8
86440	30	18	24	16
86441	37	18	30	16
86442	30	12	24	16
86443	37	12	30	16
86444	30	6	24	16
86445	37	6	30	16

ACOUSTICAL PANEL PACKAGING DATA

USG MARS™
HIGH-NRC LOGIX™
ACOUSTICAL PANELS
CONT.

Item Number	Wt./Ctn.	Pcs./Ctn.	Sq. Ft./Ctn.	Ctn./Pallet
86446	44	6	36	16
86447	55	6	45	18
86448	57	6	46	18
86449	61	6	50	18
86451	43	10	35	20
86452	52	6	42	18
86453	45	10	37	20
86454	54	6	44	18
86456	52	6	42	16
86457	54	6	44	16
86458	41	6	34	18
86459	43	6	35	18
86460	83	6	68	8
86461	86	6	70	8
86464	83	6	68	8
86465	86	6	70	8
86466	92	6	75	8
86467	44	18	36	16
86468	44	12	36	16
86473	44	18	36	16
86474	44	12	36	16
86475	30	18	24	16
86476	37	18	30	16
86477	37	6	30	16
86478	44	6	36	16
86479	55	6	45	18
86480	57	6	47	18
86481	61	6	50	18
86483	43	10	35	20
86484	52	6	42	18
86485	45	10	36	20
86486	54	6	44	18
86488	52	6	42	16
86489	54	6	44	16
86490	41	6	34	18
86491	83	6	68	8
86492	43	6	35	18
86493	86	6	70	8
86496	86	6	70	8
86497	92	6	75	8
86500	45	6	38	20
86501	83	6	68	8
86505	30	6	24	16
86663	31	16	32	18
86664	31	16	32	18
86665	31	16	32	18
87100	59	10	40	20
87200	49	10	40	20
88135	53	10	40	20
88137	39	8	32	20
89134	53	6	48	16

ACOUSTICAL PANEL PACKAGING DATA

**USG MARS™
HIGH-NRC LOGIX™
ACOUSTICAL PANELS
CONT.**

Item Number	Wt./Ctn.	Pcs./Ctn.	Sq. Ft./Ctn.	Ctn./Pallet
89135	53	6	48	16
89140	83	6	75	9
89141	83	6	75	9
89142	83	6	75	9
89143	61	4	50	10
89144	61	4	50	10
89145	61	4	50	10
89500	58	6	48	16
89600	58	6	48	20
89660	89	6	50	10
89663	79	6	72	16
89665	79	6	72	10
89668	79	6	72	10
89670	88	6	72	10
89674	59	4	48	20
89675	59	4	48	20
89676	59	4	48	20
89678	59	4	48	20

**USG MILLENNIA®
ACOUSTICAL PANELS**

76505	48	12	48	18
76705	48	12	48	18
76901	48	6	48	18
76907	48	12	48	18
78080	48	6	48	20
78505	48	6	48	18
78705	48	6	48	18
78780	49	6	48	20

**USG MILLENNIA®
HIGH-NRC ACOUSTICAL
PANELS**

76201	51	12	48	20
76302	51	12	48	20
78501	51	6	48	20

**USG OLYMPIA™ MICRO™
ACOUSTICAL PANELS**

4210	64	16	64	20
4211	64	16	64	20
4221	64	16	64	16/20
4231	64	16	64	16/20
4411	64	8	64	20
4421	64	8	64	20
4431	64	8	64	20
4742	48	6	48	20
4744	48	6	48	20
4750	53	12	48	20
4751	53	6	48	20
4752	53	12	48	20
4753	53	6	48	20
4754	53	12	48	20
4755	53	6	48	20
4913	64	8	64	20

ACOUSTICAL PANEL PACKAGING DATA

USG ORION™ ACOUSTICAL PANELS

Item Number	Wt./Ctn.	Pcs./Ctn.	Sq. Ft./Ctn.	Ctn./Pallet
62150	46	16	64	20
62151	46	8	64	20
62152	46	16	64	20
62153	46	8	64	20
62154	46	16	64	20
62155	46	8	64	20
62156	48	20	80	20
62157	48	10	80	20
62162	46	16	64	20
62163	46	8	64	20
62164	46	16	64	20
62165	46	8	64	20
62166	46	16	64	20
62167	46	8	64	20

USG PEBBLED™ ACOUSTICAL PANELS

4800	56	8	64	20
4801	56	16	64	20
4805	56	16	64	20
4850	77	8	64	20
4851	77	16	64	20
4867	56	16	64	20

USG PREMIER HI-LITE™ ACOUSTICAL PANELS

7050G	35	32	128	18
7051G	35	16	128	18
7052G	35	32	128	18
7053G	35	16	128	18
7054G	35	32	128	18
7055G	35	16	128	18
7056G	35	32	128	18
7057G	35	16	128	18
7187G	38	12	96	18

USG PREMIER NUBBY™ ACOUSTICAL PANELS

7000G	35	32	128	14
7002G	35	24	96	14
7003G	35	12	96	14
7012G	37	24	96	14
7013G	37	12	96	14
7087G	68	8	80	14

USG RADAR™ BASIC ACOUSTICAL PANELS

2110	42	16	64	20
ME2110	42	16	62	16
2115	74	16	64	16
2120	46	16	64	16
ME2120	46	16	62	20
2125	74	16	64	16
2130	46	16	64	16
2135	74	16	64	16
2310	42	8	64	20

ACOUSTICAL PANEL PACKAGING DATA

USG RADAR™ BASIC ACOUSTICAL PANELS CONT.

Item Number	Wt./Ctn.	Pcs./Ctn.	Sq. Ft./Ctn.	Ctn./Pallet
ME2310	42	8	62	18
2315	74	8	64	18
2320	42	8	64	20
2617	43	8	67	16
2618	85	6	75	10
2619	53	8	80	20
2627	46	8	67	20
2742	46	6	48	20
2990	54	48	48	18
2991	56	40	40	18

USG RADAR™ HIGH-NRC/ HIGH-CAC ACOUSTICAL PANELS

22111	58	12	48	20
22121	58	12	48	20
22122	58	6	48	20
22127	58	12	48	20
22310	75	8	64	18
22311	58	6	48	20
22350	49	12	48	20
22360	49	6	48	20
22370	49	12	48	20
22421	49	12	48	20
22441	49	6	48	20
22521	58	12	48	20
22523	58	12	48	20
22527	58	12	48	20
22541	58	6	48	20

USG RADAR™ OPEN PLAN ACOUSTICAL PANELS

22320	58	12	48	16
22325	58	6	48	18
22330	58	12	48	16
22335	58	6	48	18
22340	58	12	48	16
22345	58	6	48	18

USG RADAR™ CERAMIC ACOUSTICAL PANELS

56644	79	12	48	20
56645	79	6	48	20

USG RADAR™ ACOUSTICAL PANELS

2207	48	16	64	16
2210	46	16	64	20
2215	74	16	64	16
2220	48	16	64	20
ME2220	48	16	62	16
2225	74	16	64	18
2227	48	16	64	16
2230	46	16	64	20
2232	46	8	64	20
2235	74	16	64	16
2407	48	8	64	18
2410	46	8	64	20
ME2410	46	8	62	18
2410P	46	8	64	20

ACOUSTICAL PANEL PACKAGING DATA

**USG RADAR™
ACOUSTICAL PANELS
CONT.**

Item Number	Wt./Ctn.	Pcs./Ctn.	Sq. Ft./Ctn.	Ctn./Pallet
2415	74	8	64	18
2420	46	8	64	18
2425	74	8	64	18
2570	57	48	48	18
2888	46	12	48	20
2890	46	6	48	20

**USG RADAR™ ILLUSION™
ACOUSTICAL PANELS**

2842	46	6	48	20
2844	46	6	48	20
2846	46	6	48	20
2852	46	6	48	20
2854	46	6	48	20
2862	46	6	48	20
2864	46	6	48	20
2882	46	6	48	20
2884	46	6	48	20

**USG RADAR™ EDUCATION
ACOUSTICAL PANELS**

2207	48	16	64	16
22111	58	12	48	20
22121	58	12	48	20
22122	58	6	48	20
22127	58	12	48	20
2227	48	16	64	16
22350	49	12	48	16
22360	49	6	48	18
22370	49	12	48	16
22421	49	12	48	16
22441	49	6	48	18
22523	58	12	48	20
22541	58	6	48	20
2407	48	8	64	18

**USG SANDRIFT™
ACOUSTICAL PANELS**

808	48	8	32	28
809	48	8	32	28
815	49	8	32	28

**USG SHEETROCK® BRAND
LAY-IN ACOUSTICAL
CEILING PANELS**

3200	67	4	32	32
3260	33	4	16	92
3270	67	4	32	46

**USG KITCHEN LAY-IN
PANEL**

3210	45	16	64	20
3410	45	8	64	20

**USG TOUCHSTONE™
ACOUSTICAL PANELS**

5893	65	12	48	20
5894	65	6	48	20
5896	65	12	48	20
5899	65	12	48	20

**USG UMBRAL™ DIRECT
MOUNT PANELS**

22566.5	51	6	48	20
22566.205	51	6	48	20
22566.99	51	6	48	20

SUSPENSION SYSTEM PACKAGING DATA

	Westlake & Cartersville						Stockton		
	Pcs./Ctn.	LF/Ctn.	Wt./Ctn.	Ctns./Pallet	LF/Pallet	Wt./Pallet	Ctns./Pallet	LF/Pallet	Wt./Pallet
USG DX®/DXL™									
Main Tees									
DX24	20	240	54	30	7,200	1,620	30	7,200	1,620
DXL24	20	240	60	30	7,200	1,950	30	7,200	1,950
DXL24HRC	20	240	60	30	7,200	1,950	30	7,200	1,950
DXL26	20	240	73	30	7,200	2,252	30	7,200	2,190
DXL26HRC	20	240	73	30	7,200	1,140	30	7,200	2,190
Cross Tees									
DX216	60	120	19	60	7,200	1,178	60	7,200	1,140
DXL216	60	120	19	60	7,200	1,178	60	7,200	1,140
DXL216HRC	60	120	19	60	7,200	2,370	60	7,200	1,140
DX316	60	180	32	30	5,400	908	30	5,400	900
DX2016	60	100	17	60	6,000	960	60	6,000	2,280
DX3016	60	150	22	30	4,500	810	n/a	n/a	n/a
DXL324	60	180	50	30	5,400	1,388	30	5,400	1,500
DX416	60	240	43	30	7,200	1,178	30	7,200	1,290
DX426	60	240	73	30	7,200	1,950	30	7,200	2,370
DX422	60	240	45	30	7,200	1,208	60	14,400	2,640
DX422HRC	60	240	45	30	7,200	1,320	30	7,200	1,080
DXL424	60	240	65	30	7,200	1,778	30	7,200	1,950
DXL424HRC	60	240	65	30	7,200	1,950	30	7,200	1,920
DXL524	60	300	79	30	9,000	2,408	30	9,000	3,270
DX624	20	120	30	n/a	n/a	n/a	n/a	n/a	n/a
DX824	20	160	39	30	4,800	1,292	30	4,800	1,170
USG DXLA™									
Main Tees									
DXLA24	20	240	59	30	7,200	2,132	30	7,200	1,740
DXLA26	20	240	85	30	7,200	2,550	30	7,200	2,188
Cross Tees									
DXLA216	60	120	22	60	7,200	1,358	60	7,200	960
DXLA424	60	240	58	60	14,400	3,185	30	7,200	1,740
USG DXACE™									
Main Tees									
DXACE26	20	240	65	30	7,200	1,420	30	7,200	1,950
Cross Tees									
DXACE224	60	120	16	60	7,200	960	60	7,200	960
DXACE424	60	240	58	30	7,200	1,740	30	7,200	1,740
USG CENTRICITEE™ DXT™									
Main Tees									
DXLT24	20	240	60	30	7,200	1,802	24	7,200	2,208
DXT24	20	240	60	30	7,200	1,802	30	7,200	1,800
DXT24HRC	20	240	60	30	7,200	1,800	30	7,200	1,800
DXT24-10	20	200	50	30	6,000	1,500	30	6,000	n/a
DXT26	20	240	67	30	7,200	2,012	30	7,200	2,010
DXT26HRC	20	240	67	30	7,200	2,010	30	7,200	2,010
Cross Tees									
DXT122	60	60	19	n/a	n/a	n/a	n/a	n/a	n/a
DXT222	60	120	20	60	7,200	1,238	60	7,200	1,200
DXT222HRC	60	120	20	30	3,600	600	30	3,600	600
DXT422	60	240	45	30	7,200	1,350	30	7,200	1,110
DXT424	60	240	60	30	7,200	1,808	30	7,200	1,800

SUSPENSION SYSTEM PACKAGING DATA

USG CENTRICITEE™ DXT™ CONT.

Pcs./Ctn.	LF/Ctn.	Wt./Ctn.	Westlake & Cartersville			Stockton			
			Ctns./Pallet	LF/Pallet	Wt./Pallet	Ctns./Pallet	LF/Pallet	Wt./Pallet	
Cross Tees									
DXT424HRC	60	240	60	30	7,200	1,800	n/a	n/a	n/a
DXT426	60	240	70	30	7,200	2,100	30	7,200	2,100
DXT524	60	300	75	n/a	n/a	n/a	n/a	n/a	n/a
DXT624	20	120	30	30	3,600	900	30	3,600	900
DXT824	20	160	40	30	4,800	1,200	30	4,800	1,200
DXLT222	60	120	20	60	7,200	1,238	30	3,600	600
DXLT424	60	240	60	30	7,200	1,808	30	7,200	1,800

USG FINELINE® DXF™/DXLF™

Main Tees									
DXF2930	20	200	52	n/a	n/a	n/a	n/a	n/a	n/a
DXF2924	20	240	62	30	7,200	1,890	30	7,200	1,980
DXF2924HRC	20	240	62	30	7,200	1,890	30	7,200	1,980
DXF2924-10	20	200	52	30	6,000	1,590	30	6,000	1,590
DXF2948	20	240	62	30	7,200	1,920	30	7,200	1,980
DXF2920	20	200	52	n/a	n/a	n/a	n/a	n/a	n/a
DXFH2924	20	240	71	30	7,200	2,190	30	7,200	2,310
DXLF2924	20	240	62	30	7,200	1,860	30	7,200	1,860

Cross Tees									
DXF129	50	50	14	120	6,000	1,838	120	6,000	1,800
DXF229	50	100	26	60	6,000	1,658	60	6,000	1,620
DXLF229	50	100	26	60	6,000	1,440	60	6,000	1,620
DXF229HRC	50	100	26	60	6,000	1,620	60	6,000	1,620
DXF30	50	125	32	60	7,500	2,078	60	7,500	2,040
DXF429	50	200	52	30	6,000	1,590	30	6,000	1,590
DXF429S	50	200	52	30	6,000	1,590	30	6,000	1,590
DXF429N	50	200	52	30	6,000	1,628	30	6,000	1,590
DXF429NHRC	50	200	52	30	6,000	1,590	30	6,000	1,590
DXLF429N	50	200	52	30	6,000	1,440	30	6,000	1,590
DXF529	50	250	65	30	7,500	2,018	30	7,500	1,980
DXF529N	50	200	65	30	7,500	2,018	30	7,500	1,980
DXF57	50	210	64	n/a	n/a	n/a	n/a	n/a	n/a
DXF629	20	120	34	75	9,000	2,550	75	9,000	2,550
DXF829	20	160	44	30	4,800	1,320	30	4,800	1,320

USG FINELINE® DXFEV™

Main Tees									
DXFEV2912	20	240	62	30	7,200	1,920	30	7,200	n/a
DXFEV2924	20	240	62	30	7,200	2,040	30	7,200	2,040
DXFEVH2912	20	240	62	30	7,200	2,310	30	7,200	2,310
DXFEVH2924	20	240	62	30	7,200	2,310	30	7,200	2,310
DXFEVH2930	20	240	62	30	7,200	2,310	30	7,200	2,310

Cross Tees									
DXFEV229	50	100	26	60	6,000	1,680	60	6,000	1,680
DXFEV429N	50	200	52	30	6,000	1,740	30	6,000	1,740
DXFEV629	20	120	34	75	9,000	2,550	75	9,000	n/a
DXFEV829	20	160	44	30	4,800	1,320	30	4,800	n/a

SUSPENSION SYSTEM PACKAGING DATA

USG FINELINE® 1/8 DXFF™

Pcs./Ctn.	LF/Ctn.	Wt./Ctn.	Westlake & Cartersville			Stockton			
			Ctns./Pallet	LF/Pallet	Wt./Pallet	Ctns./Pallet	LF/Pallet	Wt./Pallet	
Main Tees									
DXFF2924	20	240	68	30	7,200	1,950	30	7,200	1,950
DXFF2930	20	200	54	n/a	n/a	n/a	n/a	n/a	n/a
DXFF2948	20	240	68	30	7,200	1,980	30	7,200	1,980
DXFFH2924	20	240	72	30	7,200	2,220	30	7,200	2,220
Cross Tees									
DXFF129	50	50	14	120	6,000	1,598	120	6,000	1,560
DXFF229	50	100	27	60	6,000	1,718	60	6,000	1,680
DXFF429	50	200	54	30	6,000	1,650	30	6,000	1,590
DXFF429N	50	200	54	30	6,000	1,688	30	6,000	1,650
DXFF429S	50	200	54	30	6,000	1,650	30	6,000	1,590
DXFF529N	50	250	67	30	7,500	2,078	30	7,500	2,040

USG IDENTITEE® DXI™

Pcs./Ctn.	LF/Ctn.	Wt./Ctn.	Westlake & Cartersville			Stockton			
			Ctns./Pallet	LF/Pallet	Wt./Pallet	Ctns./Pallet	LF/Pallet	Wt./Pallet	
Main Tees									
DXI24HRC	20	240	60	18	4,320	1,184	30	7,200	1,920
DXI26HRC	20	240	73	18	4,320	1,346	30	7,200	2,190
DXIH120HRC	20	200	61	18	3,600	1,127	n/a	n/a	n/a
DXIH120/27HRC	20	200	61	18	3,600	1,127	n/a	n/a	n/a
DXIH2412/20HRC	20	200	61	n/a	n/a	n/a	n/a	n/a	n/a
DXIH96/21HRC	20	160	40	18	2,880	908	30	4,800	1,470
Cross Tees									
DXI124HRC	60	60	12	96	5,760	1,574	60	3,600	960
DXI2124HRC	60	105	18	48	5,040	1,372	n/a	n/a	n/a
DXI224HRC	60	120	32	48	5,760	1,574	60	7,200	1,920
DXI2724HRC	60	120	32	30	4,050	1,1574	n/a	n/a	n/a
DXI3024HRC	60	150	39	32	4,800	1,318	n/a	n/a	n/a
DXI4224HRC	60	210	50	28	5,880	1,606	n/a	n/a	n/a
DXI424HRC	60	240	60	28	6,720	1,830	30	7,200	1,920
DXI5424HRC	60	270	68	28	7,560	2,054	n/a	n/a	n/a
DXI524HRC	60	300	75	28	8,400	2,278	30	9,000	2,400
DXI5724HRC	60	300	75	30	8,550	2,280	n/a	n/a	n/a
DXI624HRC	20	120	30	18	2,160	608	30	3,600	960
DXI824HRC	20	160	45	18	2,880	820	30	4,775	1,350

USG ZXLA™

Pcs./Ctn.	LF/Ctn.	Wt./Ctn.	Westlake & Cartersville			Stockton			
			Ctns./Pallet	LF/Pallet	Wt./Pallet	Ctns./Pallet	LF/Pallet	Wt./Pallet	
Main Tees									
ZXLA24	20	240	56	30	7,200	1,740	30	7,200	1,740
ZXLA26	20	240	74	30	7,200	2,040	30	7,200	2,040
Cross Tees									
ZXLA224	60	120	28	60	7,200	1,800	60	7,200	1,800
ZXLA424	60	240	56	30	7,200	1,740	30	7,200	1,740

USG AX™/AXCE™

Pcs./Ctn.	LF/Ctn.	Wt./Ctn.	Westlake & Cartersville			Stockton			
			Ctns./Pallet	LF/Pallet	Wt./Pallet	Ctns./Pallet	LF/Pallet	Wt./Pallet	
Main Tees									
AX26	20	240	30	20	4,800	600	20	4,800	600
AXCE26	20	240	30	20	4,800	600	20	4,800	600
Cross Tees									
AX224	60	120	12	120	14,400	1,440	120	14,400	1,440
AX424	60	240	23	60	14,400	1,440	60	14,400	1,440
AXCE224	60	120	12	120	14,400	1,440	120	14,400	1,440
AXCE424	60	240	23	60	14,400	1,440	60	14,400	1,440

SUSPENSION SYSTEM PACKAGING DATA

	Westlake & Cartersville						Stockton		
	Pcs./Ctn.	LF/Ctn.	Wt./Ctn.	Ctns./Pallet	LF/Pallet	Wt./Pallet	Ctns./Pallet	LF/Pallet	Wt./Pallet
USG DXW™									
Main Tees									
DXW26	16	192	70	24	4,608	1,680	24	4,608	1,680
Cross Tees									
DXW224	48	96	31	24	2,304	744	24	2,304	744
DXW424	48	192	61	48	9,216	2,928	48	9,216	2,916
USG CE™									
Main Tees									
DXCE 24	20	240	60	30	7,200	1,950	30	7,200	1,950
DXCE 26	20	240	84	30	7,200	2,520	30	7,200	2,190
DXWCE 26	16	192	77	24	4,608	1,848	24	4,608	1,680
Cross Tees									
DXCE 224	60	120	41	60	7,200	2,460	60	7,200	1,980
DXCE 424	60	240	65	30	7,200	1,950	30	7,200	1,950
DXWCE 224	48	96	30	–	–	–	–	–	–
DXWCE 424	48	192	59	–	–	–	–	–	–
USG DXSS™									
Main Tees									
DXSS24	20	240	66	30	7,200	2,010	30	7,200	2,010
Cross Tees									
DXSS224	60	120	24	60	7,200	1,920	60	7,200	1,920
DXSS424	60	240	48	30	7,200	1,950	30	7,200	1,950
WALL MOLDING									
M7	40	480	63	40	19,200	2,520	40	19,200	2,320
M7HRC	40	480	63	40	19,200	2,520	40	19,200	2,520
M7OL	40	480	64	40	19,200	2,560	40	19,200	2,560
M720	20	240	31	40	9,600	2,520	40	19,200	2,320
M7A	40	480	26	40	19,200	1,040	40	19,200	1,040
M7Z	40	480	63	40	19,200	2,520	40	19,200	2,600
M7-10	40	400	48	40	16,000	1,920	40	16,000	1,920
M9	40	480	55	40	19,200	2,200	40	19,200	2,000
M9HRC	40	480	55	42	20,160	1,302	42	20,160	1,302
M920	20	240	27	40	9,600	2,200	40	19,200	2,000
M9-10	40	400	46	40	16,000	1,840	40	16,000	1,840
M12	20	240	40	40	9,600	1,600	40	9,600	1,600
M18	20	240	33	–	–	–	–	–	–
MC11A25	25	250	50	–	–	–	–	–	–
M7CE	20	240	33	–	–	–	–	–	–
M7ACE	20	240	13	–	–	–	–	–	–
M20	25	250	255	–	–	–	–	–	–
M20SM	25	250	70	–	–	–	–	–	–
M20SM-2	20	200	70	–	–	–	–	–	–
SHADOW MOLDING									
MS125	25	300	46	–	–	–	–	–	–
MS144	25	300	48	–	–	–	–	–	–
MS154	25	300	67	–	–	–	–	–	–
MS164	25	300	62	–	–	–	–	–	–

SUSPENSION SYSTEM PACKAGING DATA

SHADOW MOLDING CONT.

	Pcs./Ctn.	LF/Ctn.	Wt./Ctn.	Westlake & Cartersville			Stockton		
				Ctns./Pallet	LF/Pallet	Wt./Pallet	Ctns./Pallet	LF/Pallet	Wt./Pallet
MS174	25	300	43	—	—	—	—	—	—
MS174HRC	25	300	43	—	—	—	—	—	—
MS274	20	200	54	—	—	—	—	—	—

CHANNEL MOLDING

US8	10	100	8	—	—	—	—	—	—
US12	50	500	44	—	—	—	—	—	—
US20	30	300	57	—	—	—	—	—	—
US28	30	300	63	—	—	—	—	—	—
US31	30	300	70	—	—	—	—	—	—
UA25	30	300	11	—	—	—	—	—	—
U-2-3/32	1	10	11	—	—	—	—	—	—
UA25CE	30	300	2	—	—	—	—	—	—
UA31	30	300	70	—	—	—	—	—	—
US28CE	30	300	63	—	—	—	—	—	—

TRANSITION MOLDING

CPDWA15120	12	120	41	—	—	—	—	—	—
CPDWA9120	12	120	39	—	—	—	—	—	—

F-MOLDING

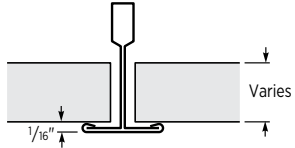
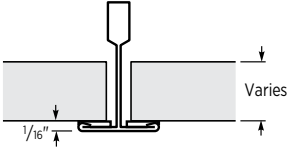
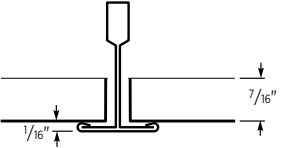
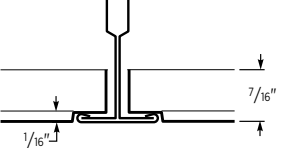
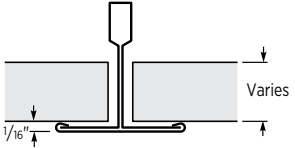
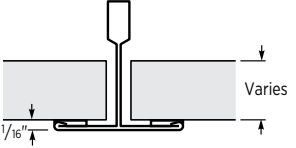
MF8	10	100	28	—	—	—	—	—	—
MF10	10	100	29	—	—	—	—	—	—

USG DRYWALL SUSPENSION SYSTEM

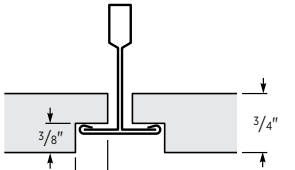
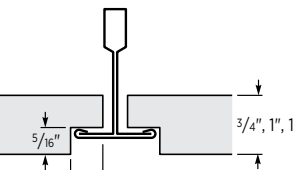
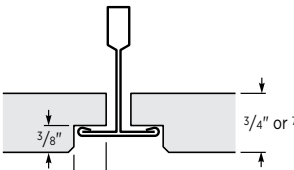
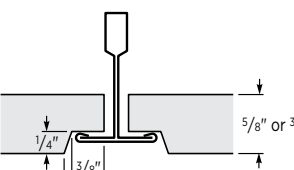
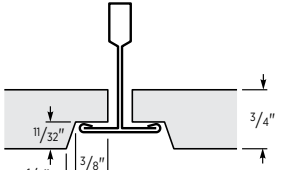
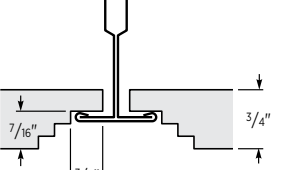
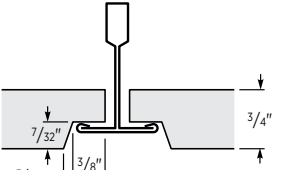
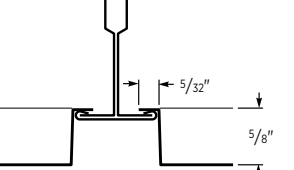
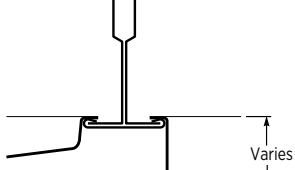
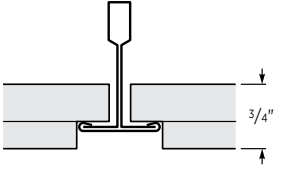
	Pcs./Ctn.	LF/Ctn.	Wt./Ctn.	Ctns./Pallet	LF/Pallet	Wt./Pallet	Ctns./Pallet	LF/Pallet	Wt./Pallet
Main Tees									
DGLW-26, 26E	16	192	68	24	4,608	1,512	24	4,608	1,512
DGWSP135E	16	180	64	24	4,320	1,418	24	4,320	1,418
DGWS6	11	66	63	—	—	—	—	—	—
DGWS8	11	88	54	—	—	—	—	—	—
DGWS10	11	110	45	—	—	—	—	—	—
DGWS12	11	132	36	—	—	—	—	—	—
DGWS14	11	154	27	—	—	—	—	—	—
Cross Tees									
DGLW224	48	96	29	24	2,304	648	24	2,304	648
DGLW2624	48	104	30	24	2,472	720	24	2,472	720
DGW324E	48	144	44	32	4,608	1,328	24	4,608	1,328
DGLW424, 424E	48	192	60	24	4,608	1,344	24	4,608	1,320
DGLW50	48	200	70	24	4,800	1,368	24	4,800	1,368
DGLW624	24	144	46	—	—	—	—	—	—
Wall Molding									
DGCM-27E	20	240	77	—	—	—	—	—	—
DGWM-24, 24E	30	360	94	17	6,120	1,598	17	6,120	1,479
DGLC-12	10	120	40	—	—	—	—	—	—

SYSTEM INTERFACE

15/16" Square and Flush Edge Details

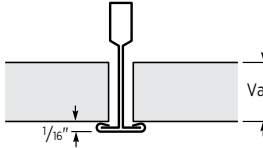
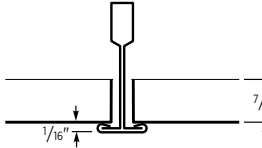
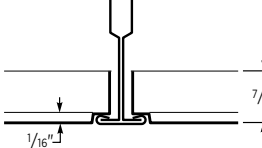
<p>Edge Type: SQ Edge Tile Type: All Tile Grid Type: USG DX® Wall Molding: All</p> 	<p>Edge Type: SQ Edge Tile Type: All Tile Grid Type: USG DXCE™ Wall Molding: M7CE, US28CE</p> 	<p>Edge Type: SQ Edge Tile Type: USG Panz® Grid Type: USG DX® Wall Molding: All, see IC364</p> 	<p>Edge Type: FM Edge Tile Type: USG Panz® Grid Type: USG DX® Wall Molding: All, see IC364</p> 
<p>Edge Type: SQ Edge Tile Type: All Tile Grid Type: USG DXW™ Wall Molding: All</p> 	<p>Edge Type: SQ Edge Tile Type: All Tile Grid Type: USG DXWCE™ Wall Molding: M7CE, US28CE</p> 		

15/16" Reveal Edge Details

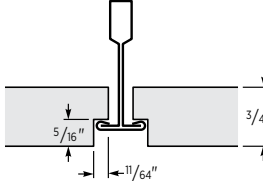
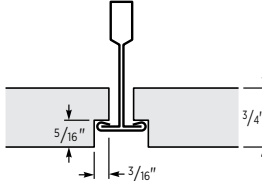
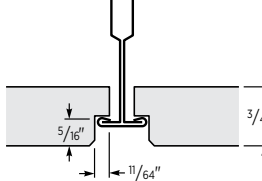
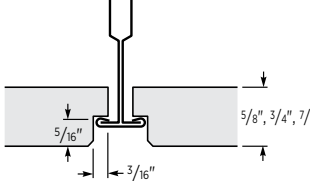
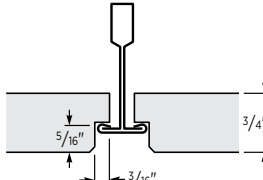
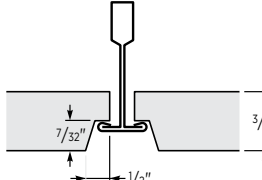
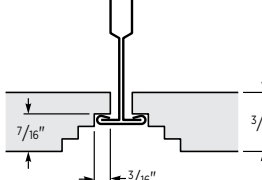
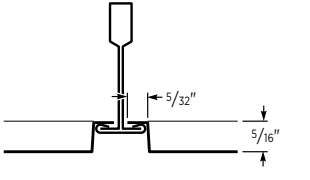
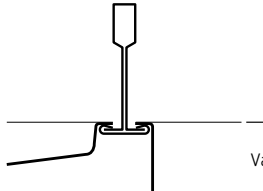
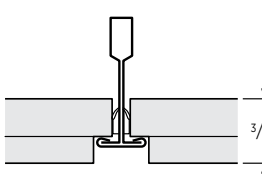
<p>Edge Type: SL Edge Tile Type: Cast Grid Type: USG DX® Wall Molding: All angles, MS144 opt 2, MS174</p> 	<p>Edge Type: SL Edge Tile Type: USG Halcyon™, Juno™, and Mars™ High-NRC 95/30 Grid Type: USG DX® Wall Molding: All angles, MS125</p> 	<p>Edge Type: SLB Edge Tile Type: Cast Grid Type: USG DX® Wall Molding: All angles, MS144 side 2, MS174</p> 	<p>Edge Type: SLT Edge Tile Type: Wet-Formed Grid Type: USG DX® Wall Molding: All angles, MS125</p> 
<p>Edge Type: SLT Edge Tile Type: USG Eclipse™, Mars™ Grid Type: USG DX® Wall Molding: All angles, MS125</p> 	<p>Edge Type: SL Pedestals™ Edge Tile Type: USG Eclipse™ Grid Type: USG DX® Wall Molding: All angles, MS144 side 1</p> 	<p>Edge Type: SLT Illusion™ Edge Tile Type: USG Eclipse™ Grid Type: USG DX® Wall Molding: All angles, MS125</p> 	<p>Edge Type: SL Edge Tile Type: USG Panz® Grid Type: USG DX® Wall Molding: See IC364</p> 
<p>Edge Type: Geometrix® Edge Tile Type: USG Geometrix® Grid Type: USG DX® Wall Molding: N/A</p> 	<p>Edge Type: WSL Edge Tile Type: USG True® Wood Grid Type: USG DX® Wall Molding: See IC561</p> 		

SYSTEM INTERFACE

9/16" Square and Flush Edge Details

<p>Edge Type: SG Edge Tile Type: All Tile¹ Grid Type: USG DXT™ Wall Molding: All</p> 	<p>17</p> <p>Edge Type: SG Edge Tile Type: USG Panz® Grid Type: USG DXT™ Wall Molding: All, see IC364</p> 	<p>18</p> <p>Edge Type: FM Edge Tile Type: USG Panz® Grid Type: USG DXT™ Wall Molding: All, see IC364</p> 	<p>19</p>
--	---	--	------------------

9/16" Reveal Edge Details with USG DXT™ Grid

<p>Edge Type: FL Edge Tile Type: Cast Grid Type: USG DXT™ Wall Molding: All angles, MS125</p> 	<p>20</p> <p>Edge Type: FL Edge Tile Type: USG Eclipse™, Halcyon™, Juno™, and Mars™ High-NRC 95/30 Grid Type: USG DXT™ Wall Molding: All angles, MS125</p> 	<p>21</p> <p>Edge Type: FLB Edge Tile Type: Cast Grid Type: USG DXT™ Wall Molding: All angles, MS125</p> 	<p>22</p> <p>Edge Type: FLB Edge Tile Type: Wet-Formed Grid Type: USG DXT™ Wall Molding: All angles, MS125</p> 
<p>Edge Type: FLB Edge Tile Type: USG Mars™ Grid Type: USG DXT™ Wall Molding: All angles, MS125</p> 	<p>24</p> <p>Edge Type: ILT Illusion™ Edge Tile Type: USG Eclipse™ Grid Type: USG DXT™ Wall Molding: All angles, MS125</p> 	<p>25</p> <p>Edge Type: PE Pedestals™ Edge Tile Type: USG Eclipse™ Grid Type: USG DXT™ Wall Molding: All angles, MS144 side 1</p> 	<p>26</p> <p>Edge Type: FL Edge Tile Type: USG Panz® Grid Type: USG DXT™ Wall Molding: See IC364</p> 
<p>Edge Type: Geometrix® Edge Tile Type: USG Geometrix® Grid Type: USG DXT™ Wall Molding: N/A</p> 	<p>28</p> <p>Edge Type: WDFL Edge Tile Type: USG True™ Wood Grid Type: USG DXT™ Wall Molding: See IC561</p> 	<p>29</p>	

Notes

1. Maximum 2' x 2' with SQ edge panels.

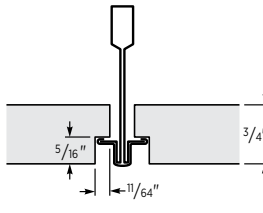
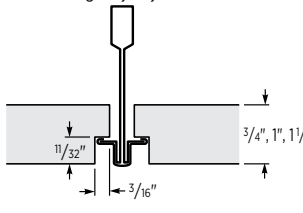
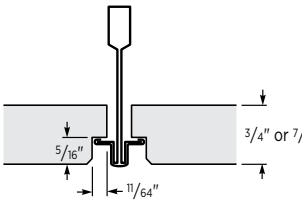
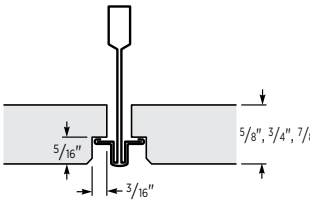
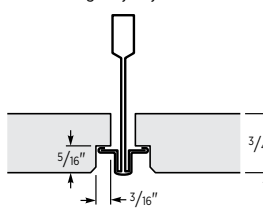
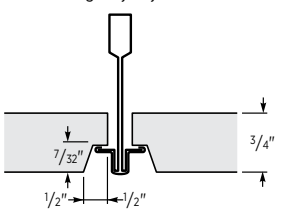
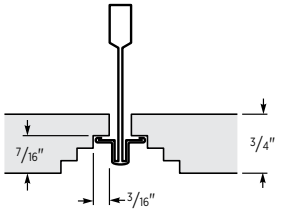
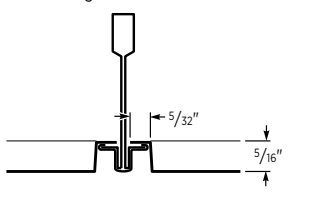
SYSTEM INTERFACE

9/16" Reveal Edge Details with USG DXF™ Grid			
<p>Edge Type: FL Edge Tile Type: Cast Grid Type: USG DXF™ Wall Molding: All angles, MS174</p>	<p>30</p>	<p>Edge Type: FL Edge Tile Type: USG Eclipse™, Halcyon™, Juno™, and Mars™ High-NRC 95/30 Grid Type: USG DXF™ Wall Molding: All angles, MS174</p>	<p>31</p>
<p>Edge Type: FLB Edge Tile Type: Cast Grid Type: USG DXF™ Wall Molding: All angles, MS174</p>	<p>32</p>	<p>Edge Type: FLB Edge Tile Type: Wet-Formed Grid Type: USG DXF™ Wall Molding: All angles, MS174</p>	<p>33</p>
<p>Edge Type: FLB Edge Tile Type: USG Mars™ Grid Type: USG DXF™ Wall Molding: All angles, MS174</p>	<p>34</p>	<p>Edge Type: FL Edge Tile Type: USG Panz® Grid Type: USG DXF™ Wall Molding: See IC364</p>	<p>35</p>
<p>Edge Type: Geometrix® Edge Tile Type: USG Geometrix® Grid Type: USG DXF™ Wall Molding: N/A</p>	<p>36</p>		

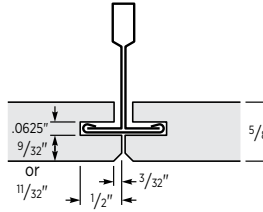
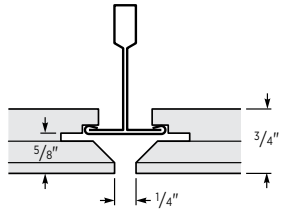
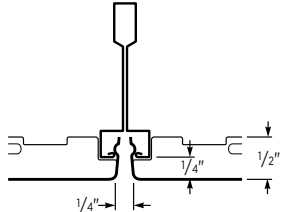
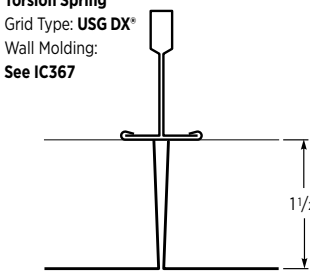
9/16" Reveal Edge Details with USG DXFF™ Grid			
<p>Edge Type: FL Edge Tile Type: Cast Grid Type: USG DXFF™ Wall Molding: All angles, MS174</p>	<p>37</p>	<p>Edge Type: FL Edge Tile Type: USG Eclipse™, Halcyon™, Juno™, and Mars™ High-NRC 95/30 Grid Type: USG DXFF™ Wall Molding: All angles, MS174</p>	<p>38</p>
<p>Edge Type: FLB Edge Tile Type: Cast Grid Type: USG DXFF™ Wall Molding: All angles, MS174</p>	<p>39</p>	<p>Edge Type: FLB Edge Tile Type: Wet-Formed Grid Type: USG DXFF™ Wall Molding: All angles, MS174</p>	<p>40</p>
<p>Edge Type: FLB Edge Tile Type: USG Mars™ Grid Type: USG DXFF™ Wall Molding: All angles, MS174</p>	<p>41</p>	<p>Edge Type: FL Edge Tile Type: USG Panz® Grid Type: USG DXFF™ Wall Molding: See IC364</p>	<p>42</p>
<p>Edge Type: Geometrix® Edge Tile Type: USG Geometrix® Grid Type: USG DXFF™ Wall Molding: N/A</p>	<p>43</p>		

SYSTEM INTERFACE

9/16" Reveal Edge Details with USG DXI™ Grid

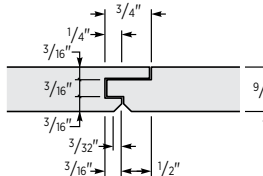
<p>Edge Type: FL Edge Tile Type: Cast Grid Type: USG DXI™ Wall Molding: M7, M9, MS125</p> 	<p>Edge Type: FL Edge Tile Type: USG Eclipse™, Halcyon™, Juno™, and Mars™ High-NRC 95/30 Grid Type: USG DXI™ Wall Molding: M7, M9, MS125</p> 	<p>Edge Type: FLB Edge Tile Type: Cast Grid Type: USG DXI™ Wall Molding: M7, M9, MS125</p> 	<p>Edge Type: FLB Edge Tile Type: Wet-Formed Grid Type: USG DXI™ Wall Molding: M7, M9, MS125</p> 
<p>Edge Type: FLB Edge Tile Type: USG Mars™ Grid Type: USG DXI™ Wall Molding: M7, M9, MS125</p> 	<p>Edge Type: ILT Illusion™ Edge Tile Type: USG Eclipse™ Grid Type: USG DXI™ Wall Molding: M7, M9, MS125</p> 	<p>Edge Type: PE Pedestals™ Edge Tile Type: USG Eclipse™ Grid Type: USG DXI™ Wall Molding: M7, M9, MS125</p> 	<p>Edge Type: FL Edge Tile Type: USG Panz® Grid Type: USG DXI™ Wall Molding: See IC364</p> 

15/16" Kerf Edge Details

<p>Edge Type: BESK Edge Tile Type: Wet Formed Grid Type: USG DX® Wall Molding: All angles</p> 	<p>Edge Type: WDAR Edge Tile Type: USG True® Wood Grid Type: USG DX® Wall Molding: See IC561</p> 	<p>Edge Type: Snap-in Edge Tile Type: USG Celebration™ Snap-in Grid Type: USG DXF™ Wall Molding: See SC2561</p> 	<p>Edge Type: Torsion Spring Edge Tile Type: USG Celebration™ Torsion Spring Grid Type: USG DX® Wall Molding: See IC367</p> 
--	---	---	--

Concealed Suspension Edge Details

Tounge and Groove Edge Details

<p>Edge Type: SF Staple Flange Tile Type: Wet-Formed Grid Type: N/A Wall Molding: All angles</p> 	
---	--

PARTI™ PIXELS®

USG Ceilings Plus® Design Services offer form optimization, panelization, perforation, and other parametric operations.


Parti and Pixels pronounces perforations, beyond what standard or custom perforations can do

Achieving designer's vision while balancing economic and aesthetic demand.

PARTI™: Creating abstract perforation patterns for aesthetic intent as well as creating geometric arrangements to fit the design intent.

PIXELS®: Transform photos, art, and logos into high resolution perforation.

USG Pixels® Metal Ceiling Panels
Heartline - Pearl District
Architect: Mithun - Seattle
Photo: ©Kevin Scott



USG Ceilings Plus® Illusions® Metal Panel Ceiling System
+ Parti™ Custom Perforation
Atlanta International Airport
Architect: Fitzgerald Collaborative/HKS Architects
Photo: ©Katie Bricker

METAL PERFORATIONS

PATTERN NOMENCLATURE

PRODUCT
IDENTIFICATION

USG has a descriptive nomenclature for identifying perforations.

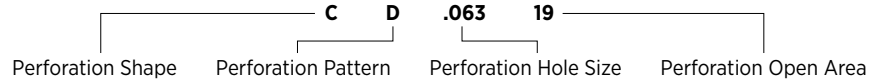
Coding for this system consists of the following four components.

Perforation Shape	Perforation Pattern	Perforation Hole Size	Perforation Open Area
Circle	Straight 90 degree	.XXX"	.XX%
Square	Diagonal 45 degree		
Oblong	Equilateral 60 degree ⁷		
Rectangle			

EXAMPLE A:

CD06319

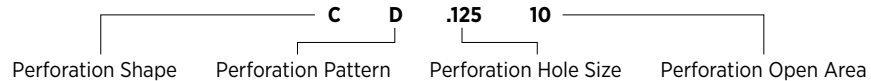
Circle perforation, 45 degrees, .0625" perforation diameter, with 19% open area.



EXAMPLE B:

CD12510

Circle perforation, 45 degrees, .125" perforation diameter, with 10% open area.



CIRCULAR²
PERFORATIONS

Pattern Number ⁴	Perforation Pattern Description	Open Area % ¹	NRC ⁷	Previous Pattern
CS03002 ⁵	Circle — 90 degrees — .030"	2%	0.50	C030
CS04002 ⁵	Circle — 90 degrees — .040"	2.2%	0.45-0.50 ⁸	SD-5
CS04003 ⁵	Circle — 90 degrees — .040"	3%	0.55	C040
CD04004 ⁵⁶	Circle — 45 degrees — .040"	4.4%	0.60	SD-6
CS05003 ⁵⁵⁶	Circle — 90 degrees — .050"	3.1%	0.55	SD-3
CD05006 ⁵⁵⁶	Circle — 45 degrees — .050"	6.3%	0.70	SD-2
CS06302	Circle — 90 degrees — .0625"	2.5%	0.45-0.50 ⁸	C062
CS06303 ³⁶	Circle — 90 degrees — .0625"	3%	0.50	SD-21
CD06305 ³⁶	Circle — 45 degrees — .0625"	5%	0.65	A062A
CD06305NB	Circle — 45 degrees — .0625" (no border)	5%	0.65	A062
CD06310 ³⁶	Circle — 45 degrees — .0625"	10%	0.70	SD-7
CS06310 ⁶	Circle — 90 degrees — .0625"	10%	0.65-0.70 ⁸	C062B
CD06312	Circle — 45 degrees — .0625"	12%	0.55-0.60 ⁸	A062F
CD06319 ³⁶	Circle — 45 degrees — .0625"	19%	0.75-0.80 ⁸	A062D
CE07814 ³⁶	Circle — 60 degrees — .078"	14%	0.75	SD-8
CS07814 ³⁶	Circle — 90 degrees — .078"	14%	0.70-0.75 ⁸	SD-9
CE07906	Circle — 60 degrees — .079"	6%	0.60-0.65 ⁸	B079
CS09405 ⁶	Circle — 90 degrees — .094"	5%	0.75	SD-15
CD09410 ⁶	Circle — 45 degrees — .094"	10%	0.75	SD-11
CS09420 ⁶	Circle — 90 degrees — .094"	20%	0.75-0.80 ⁸	SD-12
CE09420	Circle — 60 degrees — .094"	20%	0.75-0.80 ⁸	SD-10
CS11708 ⁶	Circle — 90 degrees — .1165"	8%	0.65-0.70 ⁸	C116
CD11717 ³⁶	Circle — 45 degrees — .1165"	17%	0.70	A116
CS12505 ⁶	Circle — 90 degrees — .125"	5%	0.60-0.65 ⁹	ST-14
CD12510 ⁶	Circle — 45 degrees — .125"	10%	0.65-0.70 ⁸	SD-17
CE12510 ⁶	Circle — 60 degrees — .125"	10%	0.65-0.70 ⁸	B125
CE12520 ⁶	Circle — 60 degrees — .125"	20%	0.75-0.80 ⁸	SD-13

Notes

- Open area % does not have a direct correlation to NRC Value.
- Custom and embossed perforation patterns available. Contact your USG Sales Rep.
- Frequently requested perforation.
- Perforation border size is dependent on panel type, panel size, perforation pattern and available punch tooling. Contact your USG Sales Rep. for details. Illusions panels can be borderless. **CD06305NB** can be used borderless with all panels.
- Perforation may be limited due to material thickness.
- Perforation illustration on following pages.
- NRC values for perforated panels with Acoustibond™ backer tested in accordance with ASTM C423 in type E400 mounting, as described in ASTM E795. Higher NRC values may be achieved with additional acoustical infill, contact your USG Sales Rep.
- NRC range estimated based on testing of panels with similar perforation pattern.

METAL PERFORATIONS

CIRCULAR PERFORATIONS²

Pattern Number ⁴	Perforation Pattern Description	Open Area % ¹	NRC ⁷	Previous Pattern
CS12520 ⁶	Circle — 90 degrees — .125"	20%	0.75-0.80 ⁸	ST-13
CS18801 ⁶	Circle — 90 degrees — .188"	1%	0.40-0.45 ⁸	C188
CD18803	Circle — 45 degrees — .188"	3%	0.45-0.50 ⁸	A188
CS18806	Circle — 90 degrees — .188"	6%	0.60-0.65 ⁸	SD-19
CE18820 ⁶	Circle — 60 degrees — .188"	20%	0.80	SD-14
CS18820	Circle — 90 degrees — .188"	20%	0.75-0.80 ⁸	SD-16
CE18833	Circle — 60 degrees — .188"	33%	0.75-0.80 ⁸	B188A
CD18839 ⁶	Circle — 45 degrees — .188"	39%	0.75-0.80 ⁸	SD-20/A188C
CE19735	Circle — 60 degrees — .197"	35%	0.75-0.80 ⁸	B197
CS20106	Circle — 90 degrees — .201"	6%	0.60-0.65 ⁸	SD-25
CS20123	Circle — 90 degrees — .201"	23%	0.75-0.80 ⁸	SD-26
CS25012 ⁶	Circle — 90 degrees — .250"	12%	0.65-0.70 ⁸	C250A
CS25020 ⁶	Circle — 90 degrees — .250"	20%	0.75	ST-20
CE25030 ⁶	Circle — 60 degrees — .250"	30%	0.75-0.80 ⁸	B250
CD25039 ^{3,6}	Circle — 45 degrees — .250"	39%	0.75-0.80 ⁸	SD-18/A250
CE25058 ⁶	Circle — 60 degrees — .250"	58%	0.75-0.80 ⁸	B250H
CE31246	Circle — 60 degrees — .312"	46%	0.75-0.80 ⁸	B312
CS37507 ⁶	Circle — 90 degrees — .375"	7%	0.60-0.65 ⁸	LT-29
CS37509	Circle — 90 degrees — .375"	9%	0.60-0.65 ⁸	C375
CD37515 ⁶	Circle — 45 degrees — .375"	15%	0.65-0.70 ⁸	LT-27
CS37520 ⁶	Circle — 90 degrees — .375"	20%	0.70-0.75 ⁸	LT-28
CE37533 ⁶	Circle — 60 degrees — .375"	33%	0.75-0.80 ⁸	LT-25
CD37539	Circle — 45 degrees — .375"	39%	0.75-0.80 ⁸	LT-26
CS50009 ⁶	Circle — 90 degrees — .500"	9%	0.60-0.65 ⁸	C500
CS50020 ⁶	Circle — 90 degrees — .500"	20%	0.70-0.75 ⁸	LT-30
CE50020 ⁶	Circle — 60 degrees — .500"	20%	0.70-0.75 ⁸	LT-31
CD50039 ⁶	Circle — 45 degrees — .500"	39%	0.75-0.80 ⁸	LT-33
CD50055	Circle — 45 degrees — .500"	55%	0.75-0.80 ⁸	A500
CE50063 ⁶	Circle — 60 degrees — .500"	63%	0.75-0.80 ⁸	B500
CS62520	Circle — 90 degrees — .625"	20%	0.70-0.75 ⁸	ST-40
CD62540	Circle — 45 degrees — .625"	40%	0.75-0.80 ⁸	ST-41
CS75028 ⁶	Circle — 90 degrees — .750"	28%	0.75-0.80 ⁸	LT-34
CS125031 ⁶	Circle — 90 degrees — 1.250"	31%	0.75-0.80 ⁸	ST-26
CE125031	Circle — 60 degrees — 1.250"	31%	0.75-0.80 ⁸	ST-27

Notes

- Open area % does not have a direct correlation to NRC Value.
- Custom and embossed perforation patterns available. Contact your USG Sales Rep.
- Frequently requested perforation.
- Perforation border size is dependent on panel type, panel size, perforation pattern and available punch tooling. Contact your USG Sales Rep. for details. Illusions panels can be borderless. **CD06305NB** can be used borderless with all panels.
- Perforation may be limited due to material thickness.
- Perforation illustration on following pages.
- NRC values for perforated panels with Acoustibond™ backer tested in accordance with ASTM C423 in type E400 mounting, as described in ASTM E795. Higher NRC values may be achieved with additional acoustical infill, contact your USG Sales Rep.
- NRC range estimated based on testing of panels with similar perforation pattern.

METAL PERFORATIONS

SQUARE PERFORATIONS²

Pattern Number ⁴	Perforation Pattern Description	Open Area % ¹	NRC ⁷	Previous Pattern
SS18814⁶	Square — 90 degrees — .188"	14%	0.65-0.70 ⁸	ST-21
SS25011⁶	Square — 90 degrees — .250"	11%	0.65-0.70 ⁸	D250
SS25025⁶	Square — 90 degrees — .250"	25%	0.75-0.80 ⁸	ST-22
SS37511	Square — 90 degrees — .375"	11%	0.65-0.70 ⁸	D375
SS39415⁶	Square — 90 degrees — .394"	15%	0.65-0.70 ⁸	LT-20
SS39460⁶	Square — 90 degrees — .394"	60%	0.75-0.80 ⁸	LT-21
SS41334	Square — 90 degrees — .413"	34%	0.75-0.80 ⁸	LT-22
SS50011⁶	Square — 90 degrees — .500"	11%	0.65-0.70 ⁸	D500
SS50025⁶	Square — 90 degrees — .500"	25%	0.75-0.80 ⁸	LT-32
SS50070⁶	Square — 90 degrees — .500"	70%	0.75-0.80 ⁸	D500D
SS75036	Square — 90 degrees — .750"	36%	0.75-0.80 ⁸	LT-36

OBROUND PERFORATIONS²

OS06317⁶	Obround — 90 degrees — .0625"	17%	0.70-0.75 ⁸	OB-14
OS06333⁶	Obround — 90 degrees — .0625"	33%	0.75-0.80 ⁸	OB-15
OS09420	Obround — 90 degrees — .094"	20%	0.75-0.80 ⁸	OB-8
OS12523⁶	Obround — 90 degrees — .125"	23%	0.80	OB-10
OS12537⁶	Obround — 90 degrees — .125"	37%	0.75-0.80 ⁸	OB-20
OS18827⁶	Obround — 90 degrees — .188"	27%	0.75-0.80 ⁸	OB-18
OD18827⁶	Obround — 45 degrees — .188"	27%	0.75	OB-19

RETANGULAR PERFORATIONS²

RS12518⁶	Rectangle — 90 degrees — .125"	18%	0.70-0.75 ⁸	LT-39
RS12527⁶	Rectangle — 90 degrees — .125"	27%	0.75	LT-40
RS15657⁶	Rectangle — 90 degrees — .156"	57%	0.75-0.80 ⁸	LT-44
RS25021⁶	Rectangle — 90 degrees — .250"	21%	0.75-0.80 ⁸	LT-42
RS25041⁶	Rectangle — 90 degrees — .250"	41%	0.75-0.80 ⁸	LT-43


Notes

- Open area % does not have a direct correlation to NRC Value.
- Custom and embossed perforation patterns available. Contact your USG Sales Rep.
- Frequently requested perforation.
- Perforation border size is dependent on panel type, panel size, perforation pattern and available punch tooling. Contact your USG Sales Rep. for details. Illusions panels can be borderless. **CD06305NB** can be used borderless with all panels.
- Perforation may be limited due to material thickness.
- Perforation illustration on following pages.
- NRC values for perforated panels with Acoustibond™ backer tested in accordance with ASTM C423 in type E400 mounting, as described in ASTM E795. Higher NRC values may be achieved with additional acoustical infill, contact your USG Sales Rep.
- NRC range estimated based on testing of panels with similar perforation pattern.

METAL PERFORATIONS


CIRCULAR PERFORATIONS²

Pattern No. CD04004




Circle— 45 degrees—.040"
4.4% open area (SD-6)

Pattern No. CS05003




Circle— 90 degrees—.050"
3.1% open area (SD-3)

Pattern No. CD05006




Circle— 45 degrees—.050"
6.3% open area (SD-2)

Pattern No. CS06303




Circle— 90 degrees—.0625"
3% open area (SD-21)

Pattern No. CD06305/CD06305NB




Circle— 45 degrees—.0625"
5% open area (A062A/A062)

Pattern No. CD06310




Circle— 45 degrees—.0625"
10% open area (SD-7)

Pattern No. CS06310




Circle— 90 degrees—.0625"
10% open area (C062A)

Pattern No. CD06319




Circle— 45 degrees—.0625"
19% open area (A062D)

Pattern No. CE07814




Circle— 60 degrees—.078"
14% open area (SD-8)

Pattern No. CS07814




Circle— 90 degrees—.078"
14% open area (SD-9)

Pattern No. CS09405



Circle— 90 degrees—.094"
5% open area (SD-15)

Pattern No. CD09410



Circle— 45 degrees—.094"
10% open area (SD-11)


Notes

1. Open area % does not have a direct correlation to NRC Value.
2. Custom and embossed perforation patterns available. Contact your USG Sales Rep.
3. Frequently requested perforation.
4. Perforation border size is dependent on panel type, panel size, perforation pattern and available punch tooling. Contact your USG Sales Rep. for details. Illusions panels can be borderless. **CD06305NB** can be used borderless with all panels.
5. Perforation may be limited due to material thickness.
6. Perforation illustration on following pages.
7. NRC values for perforated panels with Acoustibond™ backer tested in accordance with ASTM C423 in type E400 mounting, as described in ASTM E795. Higher NRC values may be achieved with additional acoustical infill, contact your USG Sales Rep.
8. NRC range estimated based on testing of panels with similar perforation pattern.

METAL PERFORATIONS


CIRCULAR PERFORATIONS²

Pattern No. CS09420




Circle— 90 degrees—.094"
20% open area (SD-12)

Pattern No. CS11708




Circle— 90 degrees—.1165"
8% open area (C116)

Pattern No. CD11717




Circle— 45 degrees—.1165"
17% open area (A116)

Pattern No. CS12505




Circle— 90 degrees—.125"
5% open area (ST-14)

Pattern No. CD12510




Circle— 45 degrees—.125"
10% open area (SD-17)

Pattern No. CE12510




Circle— 60 degrees—.125"
10% open area (B125)

Pattern No. CE12520




Circle— 60 degrees—.125"
20% open area (SD-13)

Pattern No. CS12520



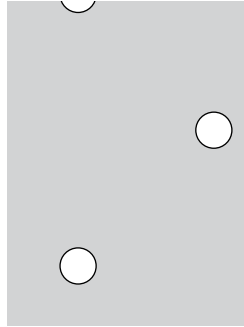
Circle— 90 degrees—.125"
20% open area (ST-13)

Pattern No. CS18801




Circle— 90 degrees—.188"
1% open area (C188)

Pattern No. CD18803




Circle— 45 degrees—.188"
3% open area (A188)

Pattern No. CS18820



Circle— 90 degrees—.188"
20% open area (SD-16)

Pattern No. CD18839



Circle— 45 degrees—.188"
39% open area (SD-20)

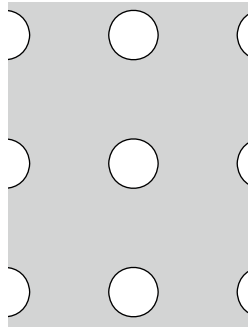
Notes

1. Open area % does not have a direct correlation to NRC Value.
2. Custom and embossed perforation patterns available. Contact your USG Sales Rep.
3. Frequently requested perforation.
4. Perforation border size is dependent on panel type, panel size, perforation pattern and available punch tooling. Contact your USG Sales Rep. for details. Illusions panels can be borderless. **CD06305NB** can be used borderless with all panels.
5. Perforation may be limited due to material thickness.
6. Perforation illustration on following pages.
7. NRC values for perforated panels with Acoustibond™ backer tested in accordance with ASTM C423 in type E400 mounting, as described in ASTM E795. Higher NRC values may be achieved with additional acoustical infill, contact your USG Sales Rep.
8. NRC range estimated based on testing of panels with similar perforation pattern.

METAL PERFORATIONS


CIRCULAR PERFORATIONS²

Pattern No. CS25012



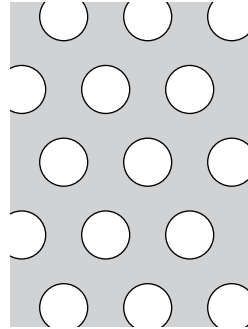
Circle— 90 degrees—.250"
12% open area (C250A)

Pattern No. CS25020




Circle— 90 degrees—.250"
20% open area (ST-20)

Pattern No. CE25030




Circle— 60 degrees—.250"
30% open area (B250)

Pattern No. CD25039




Circle— 45 degrees—.250"
39% open area (SD-18)

Pattern No. CE25058



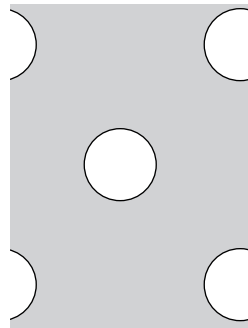
Circle— 60 degrees—.250"
58% open area (B250H)

Pattern No. CS37507



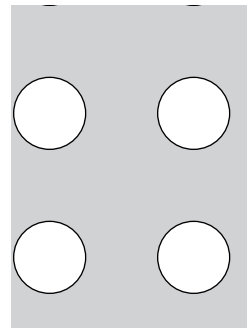
Circle— 90 degrees—.375"
7% open area (LT-29)

Pattern No. CD37515




Circle— 45 degrees—.375"
15% open area (LT-27)

Pattern No. CS37520



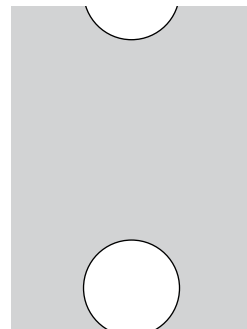
Circle— 90 degrees—.375"
20% open area (LT-28)

Pattern No. CE37533



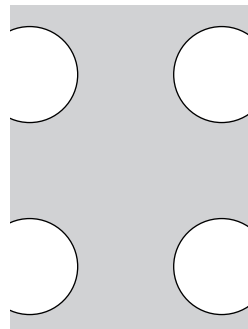
Circle— 60 degrees—.375"
33% open area (LT-25)

Pattern No. CS50009



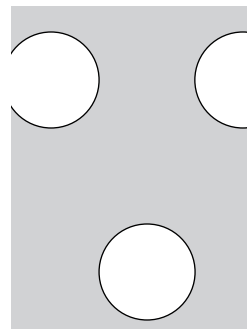
Circle— 90 degrees—.500"
9% open area (C500)

Pattern No. CS50020



Circle— 90 degrees—.500"
20% open area (LT-30)

Pattern No. CE50020



Circle— 60 degrees—.500"
20% open area (LT-31)

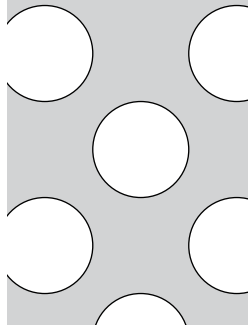
Notes

1. Open area % does not have a direct correlation to NRC Value.
2. Custom and embossed perforation patterns available. Contact your USG Sales Rep.
3. Frequently requested perforation.
4. Perforation border size is dependent on panel type, panel size, perforation pattern and available punch tooling. Contact your USG Sales Rep. for details. Illusions panels can be borderless. **CD06305NB** can be used borderless with all panels.
5. Perforation may be limited due to material thickness.
6. Perforation illustration on following pages.
7. NRC values for perforated panels with Acoustibond™ backer tested in accordance with ASTM C423 in type E400 mounting, as described in ASTM E795. Higher NRC values may be achieved with additional acoustical infill, contact your USG Sales Rep.
8. NRC range estimated based on testing of panels with similar perforation pattern.

METAL PERFORATIONS

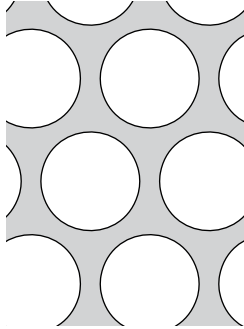
CIRCULAR PERFORATIONS²

Pattern No. CD50039



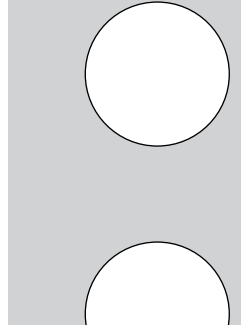
Circle— 45 degrees—.500"
39% open area (LT-33)

Pattern No. CE50063



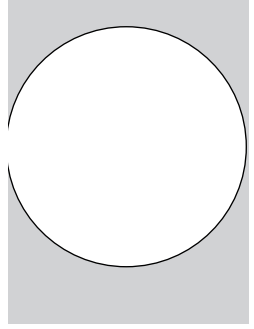
Circle— 60 degrees—.500"
63% open area (B500)

Pattern No. CS75028



Circle— 90 degrees—.7250"
28% open area (LT-34)


Pattern No. CS125031



Circle— 90 degrees—.1.250"
55% open area (ST-26)

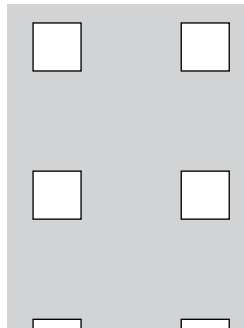
SQUARE PERFORATIONS

Pattern No. SS18814




Square— 90 degrees—.188"
14% open area (ST-21)

Pattern No. SS25011



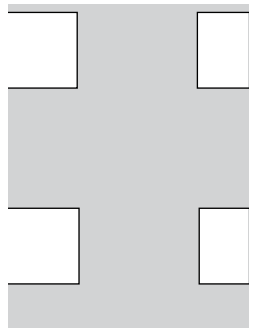
Square— 90 degrees—.250"
11% open area (D250)

Pattern No. SS25025




Square— 90 degrees—.250"
25% open area (ST-22)

Pattern No. SS39415




Square— 90 degrees—.394"
15% open area (LT-20)

Pattern No. SS39460



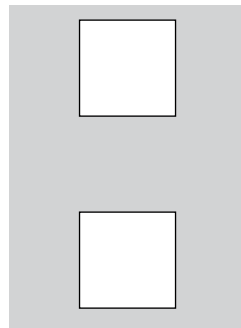
Square— 90 degrees—.394"
60% open area (LT-21)

Pattern No. SS50011




Square— 90 degrees—.500"
11% open area (D500)

Pattern No. SS50025



Square— 90 degrees—.500"
25% open area (LT-32)

Pattern No. SS50070



Square— 90 degrees—.500"
70% open area (D500D)

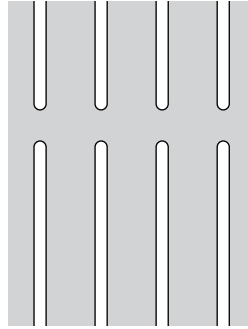
Notes

1. Open area % does not have a direct correlation to NRC Value.
2. Custom and embossed perforation patterns available. Contact your USG Sales Rep.
3. Frequently requested perforation.
4. Perforation border size is dependent on panel type, panel size, perforation pattern and available punch tooling. Contact your USG Sales Rep. for details. Illusions panels can be borderless. **CD06305NB** can be used borderless with all panels.
5. Perforation may be limited due to material thickness.
6. Perforation illustration on following pages.
7. NRC values for perforated panels with Acoustibond™ backer tested in accordance with ASTM C423 in type E400 mounting, as described in ASTM E795. Higher NRC values may be achieved with additional acoustical infill, contact your USG Sales Rep.
8. NRC range estimated based on testing of panels with similar perforation pattern.

METAL PERFORATIONS


OBROUND PERFORATIONS

Pattern No. OS06317



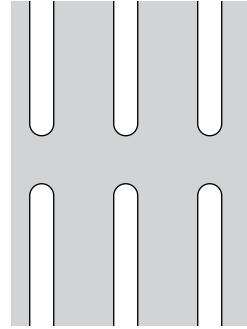
Obround— 90 degrees— .0625"
17% open area (OB-14)

Pattern No. OS06333



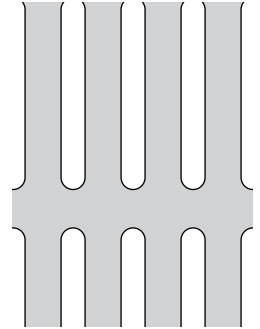
Obround— 90 degrees— .0625"
33% open area (OB-15)

Pattern No. OS12523




Obround— 90 degrees— .125"
23% open area (OB-10)

Pattern No. OS12537



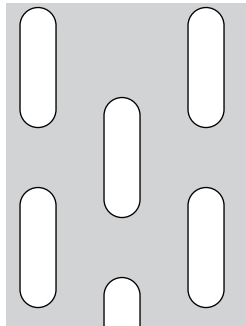
Obround— 90 degrees— .125"
37% open area (OB-20)

Pattern No. OS18827



Obround— 90 degrees— .188"
27% open area (OB-18)

Pattern No. OD18827



Obround— 45 degrees— .188"
27% open area (OB-19)

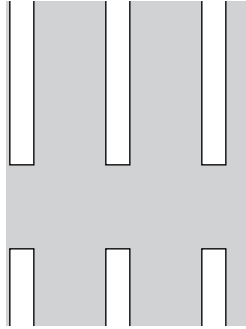
Notes

1. Open area % does not have a direct correlation to NRC Value.
2. Custom and embossed perforation patterns available. Contact your USG Sales Rep.
3. Frequently requested perforation.
4. Perforation border size is dependent on panel type, panel size, perforation pattern and available punch tooling. Contact your USG Sales Rep. for details. Illusions panels can be borderless. **CD06305NB** can be used borderless with all panels.
5. Perforation may be limited due to material thickness.
6. Perforation illustration on following pages.
7. NRC values for perforated panels with Acoustibond™ backer tested in accordance with ASTM C423 in type E400 mounting, as described in ASTM E795. Higher NRC values may be achieved with additional acoustical infill, contact your USG Sales Rep.
8. NRC range estimated based on testing of panels with similar perforation pattern.

METAL PERFORATIONS


RECTANGULAR PERFORATIONS

Pattern No. RS12518



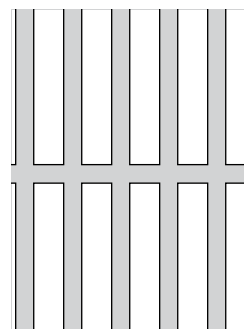
Rectangle— 90 degrees— .125"
18% open area (LT-39)

Pattern No. RS12527



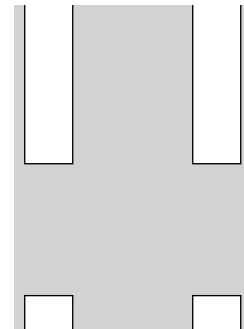
Rectangle— 90 degrees— .125"
27% open area (LT-40)

Pattern No. RS15657



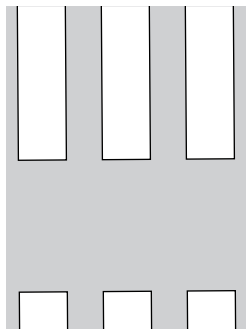
Rectangle— 90 degrees— .156"
57% open area (LT-44)

Pattern No. RS25021



Rectangle— 90 degrees— .250"
21% open area (LT-42)

Pattern No. RS25041



Rectangle— 90 degrees— .250"
41% open area (LT-43)

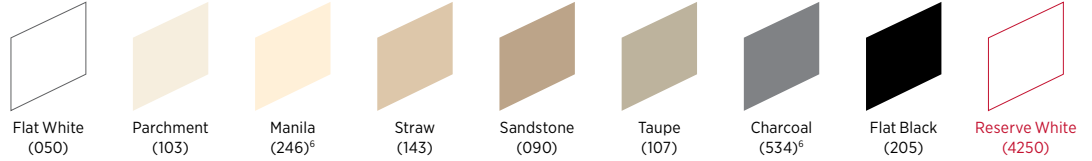
Notes

1. Open area % does not have a direct correlation to NRC Value.
2. Custom and embossed perforation patterns available. Contact your USG Sales Rep.
3. Frequently requested perforation.
4. Perforation border size is dependent on panel type, panel size, perforation pattern and available punch tooling. Contact your USG Sales Rep. for details. Illusions panels can be borderless. **CD06305NB** can be used borderless with all panels.
5. Perforation may be limited due to material thickness.
6. Perforation illustration on following pages.
7. NRC values for perforated panels with Acoustibond™ backer tested in accordance with ASTM C423 in type E400 mounting, as described in ASTM E795. Higher NRC values may be achieved with additional acoustical infill, contact your USG Sales Rep.
8. NRC range estimated based on testing of panels with similar perforation pattern.

USG CEILING SOLUTIONS COLOR PROGRAM


**STANDARD COLORS FOR
CEILING PANELS AND
SUSPENSION SYSTEMS^{1,4}**

STANDARD COLORS



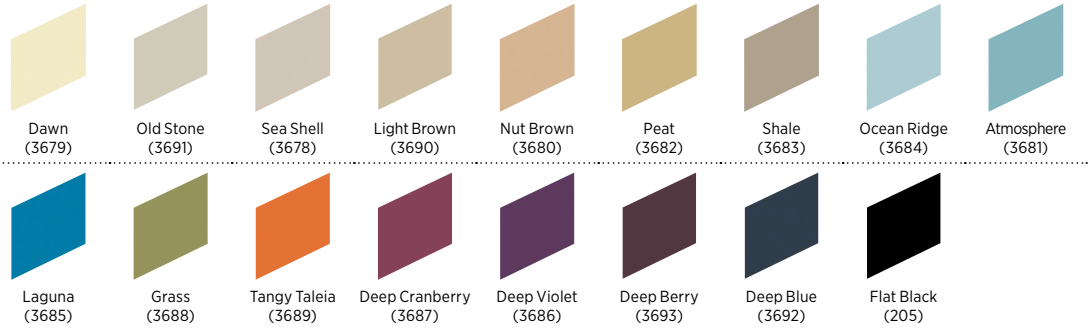
**ADVANTAGE COLORS FOR
CEILING PANELS AND
SUSPENSION SYSTEMS^{1,4}**

ADVANTAGE COLORS



**PREMIUM COLORS FOR
CEILING PANELS AND
SUSPENSION SYSTEMS^{1,4}**

PREMIUM COLORS




**SUSPENSION
SYSTEMS ONLY**

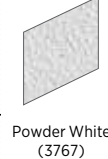
STANDARD COLORS



ADVANTAGE COLORS



POWDER COATED FINISH



**CUSTOM COLOR
MATCHING**



Note

Please consult your USG/CGC sales representative for custom colors. USG will match colors from most major paint manufacturers. Please review all colors not listed in color programs for manufacturing capability.

Notes

1. Samples shown are representative of colors for tile and grid only. Color may vary on specialty products.
2. Brass and Chrome available in USG Donn® Brand DX® / USG Donn® Brand DXL™ Acoustical Suspension System only. All Brass and Chrome items are service level C. Brass and Chrome cross tees available only in DXD™-type butt-cut ends. Shadow moldings are not available in Brass and Chrome.
3. Galvanized Low Gloss Clear is available in USG Donn® Brand DX® / USG Donn® Brand DXL™ Acoustical Suspension System only. Galvanized steel with a low gloss clear finish coat can vary significantly from lot to lot. This is due to the inherent differences in the hot-dipped galvanization coating process.
4. Grid colors applied to the visible cap only. For 360° painting, consult the Specialty Ceiling System price list. Moldings are painted on the exposed horizontal leg.
5. Beige is a Standard color for CGC Donn® Brand Suspension Systems.
6. Manila and Charcoal are Advantage not Standard colors for CGC Donn® Brand Suspension Systems.
7. To highlight the unique texture of USG Sandrift™ Acoustical Panels, choose light colors.

USG COLOR PROGRAM FOR ACOUSTICAL PANELS

ORDER SAMPLES/LITERATURE
 USG: samplit@usg.com
 CGC: contact Sales Representative

FOR MOST UP-TO-DATE TECHNICAL INFORMATION AND LEED REPORT TOOL
usgdesignstudio.com
cgcdesignstudio.com

TECHNICAL SERVICES
 800.USG.4YOU (874-4968)

AVAILABLE PANELS

Item No.	Size	Edge	Standard Colors ^a		Advantage Colors ^a		Premium Colors ^a		Sq. Ft./ Carton	Color Options	
			Min. Sq. Ft.	Lead Time Days	Min. Sq. Ft.	Lead Time Days	Min. Sq. Ft.	Lead Time Days			
USG ECLIPSE™ CLIMAPLUS™ (SC1812)	76975	2'x2'x3/4"	FL	48	10	48	10	—	—	48	Standard colors (Flat Black and Charcoal not available.) Advantage: Beige, Mist, Silvertone only.
	76775	2'x2'x3/4"	SLT	48	10	48	10	—	—	48	
USG FROST™ (SC1968)	414	2'x2'x3/4"	SLB	32	5	2,688	15	2,688	15	32	Standard, Advantage and Premium colors. Colors outside the Standard, Advantage and Premium programs are subject to approval by plants.
	418	2'x2'x3/4"	FL	32	10	2,688	15	2,688	15	32	
	419	2'x2'x3/4"	FLB	32	10	2,688	15	2,688	15	32	
USG GLACIER™ BASIC (SC1819)	707	2'x2'x3/4"	SL	32	5	2,688	15	2,688	15	32	Standard, Advantage and Premium colors. Colors outside the Standard, Advantage and Premium programs are subject to approval by plants.
	708	2'x2'x3/4"	FL	32	10	2,688	15	2,688	15	32	
USG MARS™ HIGH-NRC/HIGH-CAC (SC2487)	88137	2'x2'x1"	SQ	32	30-45	32	30-45	32	30-45	32	Premium colors offered. Standard and Advantage colors are all considered "Custom" for pricing.
	88138	2'x2'x1"	SLT	32	30-45	32	30-45	32	30-45	32	
	88139	2'x2'x1"	FLB	32	30-45	32	30-45	32	30-45	32	
	88134	2'x2'x7/8"	SQ	40	30-45	40	30-45	40	30-45	40	
	88135	2'x2'x7/8"	SLT	40	30-45	40	30-45	40	30-45	40	
	88136	2'x2'x7/8"	FLB	40	30-45	40	30-45	40	30-45	40	
	86186	2'x2'x3/4"	SQ	48	30-45	48	30-45	48	30-45	48	
	86786	2'x2'x3/4"	SLT	48	30-45	48	30-45	48	30-45	48	
	86986	2'x2'x3/4"	FLB	48	30-45	48	30-45	48	30-45	48	
	USG PREMIER HI-LITE™ KAPOK (SC1838)	7054G	2'x2'x5/8"	SQ	128	20	—	—	—	—	
7055G		2'x4'x5/8"	SQ	128	20	—	—	—	—	128	
7056G		2'x2'x5/8"	SQ	128	20	—	—	—	—	128	
7057G		2'x4'x5/8"	SQ	128	20	—	—	—	—	128	
USG RADAR™ (SC2127)	2210	2'x2'x5/8"	SQ	64	10	64	10	—	—	64	Standard colors. Advantage: Beige, Mist, Silvertone only.
	2220	2'x2'x5/8"	SLT	64	10	64	10	—	—	64	
	2410	2'x4'x5/8"	SQ	64	10	64	10	—	—	64	
USG RADAR™ ILLUSION™ TWO/24 (SC2126)	2842	2'x4'x3/4"	SLT	48	10	48	10	—	—	48	Standard colors (Flat Black and Charcoal not available.) Advantage: Beige, Mist, Silvertone only.
USG RENDITIONS™ ANIMATIONS (IC327), USG RENDITIONS™ BOUNDARIES (IC332) AND USG RENDITIONS™ CUSTOM FROST™ PANEL (CLIMAPLUS™ NOT AVAILABLE) (IC356)	Various	2'x2'x3/4"	SLB,	32	15	2,688	20	2,688	20	32	White, Standard, Advantage and Premium colors. (Advantage are 2,688 min. sq. ft.) Note Custom colors are 25-day minimum lead time for USG Frost™.
	USG SANDRIFT™ (SC1841)	808'	2'x2'x3/4"	SL	32	5	2,688	15	2,688	15	32
809'	2'x2'x3/4"	FL	32	10	2,688	15	2,688	15	32		

8. For colors, it is not recommended to mix date codes or lot numbers

USG COLOR PROGRAM FOR SUSPENSION SYSTEMS

ORDER SAMPLES/LITERATURE
 USG: samplitt@usg.com
 CGC: contact Sales Representative

TECHNICAL SERVICES
 800 USG.4YOU (874-4968)

FOR MOST UP-TO-DATE TECHNICAL INFORMATION AND LEED REPORT TOOL
usgdesignstudio.com
cgcdesignstudio.com

STANDARD, ADVANTAGE, PREMIUM COLORS

- All standard products seen below are available within 15 days unless otherwise noted:
 - AX™
 - DXT™/DXLT™
 - DX®/DXL™
 - DXLA™
 - DXF™/DXLF™
 - DXFF™
 - DXI™
- One-carton minimum for suspension systems.
- Suspension systems have color caps only.
- For 360° painting, consult the Specialty Ceiling System price list.
- Moldings are painted on the exposed horizontal leg.
- All metric items are offered in Flat White, USG service level C and CGC service level B. MEDXF3600, MEDXF600 and MEDXF1200N also offered in Flat White with Black Reveal, USG service level C and CGC service level B.

CUSTOM COLORS

- Suspension systems and panels are also available in colors not listed in Standard, Advantage and Premium offerings.
- A 3"x5" color chip is needed for matching.
- Lead time for custom colors will be 15 days unless otherwise notified
- Minimum order quantities may apply.

POWDER-COATED FINISHES

- Suspension systems and panels are also available in colors not listed in Standard, Advantage and Premium offerings.
- Colors other than Standard, Advantage and Premium offerings are subject to approval.
- A 3"x5" color chip is needed for matching.
- Suspension systems not included in the Standard, Advantage and Premium color program are available as custom colors.
- Lead time will be quoted via the Request-To-Quote (RTQ) and will start after acceptance of color match.
- Minimum order quantities may apply.

POWDER-COATED FINISHES

- Standard QS Items in Powder White 3767 available in 15 days
- Standard, Advantage, and Premium colors available
 - Contact customer service for lead times on specific orders
- Minimum quantities may apply.

SUSPENSION SYSTEM SERVICE LEVELS

Level	Lead time from order acceptance
Quick Ship	1-2 days
A	5-7 days
B	15 days
C	30 days
Advantage and Premium Colors	Typically 5 weeks from order.

Manufactured by
 USG Interiors, LLC
 550 West Adams Street
 Chicago, IL 60661

Notice
 The information in this document is subject to change without notice. CGC Inc. or USG Corp. assumes no responsibility for any errors that may inadvertently appear in this document.

SC1859/rev. 10-23
 © 2023 USG Corporation and/or its affiliates. All rights reserved. Printed in USA

The trademarks USG, CGC, AX, AXCE, CE, CENTRICITEE, CLIMAPLUS, DONN, DX, DXACE, DXD, DXF, DXFF, DXI, DXL, DXLA, DXLF, DXLT, DXSS, DXT, DXW, ECLIPSE, FINELINE, FROST, GLACIER, IDENTITEE, LOGIX, MARS, PREMIER HI-LITE, RADAR, RENDITIONS, SANDRIFT, ZXLA, IT'S YOUR WORLD, BUILD IT., the USG/CGC logo, the design elements and colors, and related marks are trademarks of USG Corporation or its affiliates.

Safety First! Follow good safety/industrial hygiene practices during installation. Wear appropriate personal protective equipment. Read SDS and literature before specification and installation.



METAL FINISHES

USG offers metal ceiling panels in several distinctive finishes: Premium Metal, Anodized Metal—Brushed or Polished, Plated Steel, Painted Metals, Wood Appearance, Sarante, and Arboreal. These color reproductions are shown to represent available finishes and colors. A sample should be reviewed before placing an order.

Availability	Premium Metals	Anodized Metals	Ceilings Plus® Anodized Metals	Plated Steel	Painted Metals						Wood Appearance			Wood Arboreal	Diamondflex™ Expanded Metals	Expense™	
					Flat White	Silver Satin	Blanco Mat®	Metallic Copper	Metallic Gold	Metallic Oyster	Custom Color	Timbre™	Wood Tones				Sarante®
USG CELEBRATION™ SNAP-IN METAL PANELS	▣	▣	-	-	▣	▣	▣	▣	▣	▣	▣	▣	▣	-	-	-	-
USG CELEBRATION™ TORSION SPRING METAL CEILING PANELS	▣	▣	-	-	▣	▣	▣	▣	▣	▣	▣	-	▣	-	-	-	-
USG CELEBRATION™ CANOPIES	▣	▣	-	-	▣	▣	▣	▣	▣	▣	▣	-	▣	-	-	-	-
USG COMPASSO™ ELITE USG COMPASSO™ SLIM PERIMETER TRIMS	-	-	-	-	▣	▣	-	-	-	-	▣	-	-	-	-	-	-
USG COMPASSO™ STANDARD USG C² PAIRED COMPASSO™ CHANNELS	-	-	-	▣	▣	▣	-	-	-	-	▣	▣	-	-	-	-	-
USG CURVATURA™ 3-DIMENSIONAL SUSPENSION SYSTEM—2'X2' PANELS	-	-	-	-	▣	▣	-	▣	▣	▣	▣	-	▣	-	-	▣	-
USG CURVATURA™ ONE-DIRECTIONAL SUSPENSION SYSTEM—2'X6' PANELS	-	-	-	-	▣	▣	-	▣	▣	▣	▣	-	▣	-	-	-	-
USG GEOMETRIX® 3-DIMENSIONAL METAL PANELS	-	-	-	-	▣	▣	-	▣	▣	▣	▣	-	-	-	-	-	-
USG GRIDWARE™ OPEN CELL DECORATIVE SUSPENSION SYSTEM¹	-	-	-	-	▣	▣	-	-	-	-	▣	-	-	-	-	-	-
USG LIBRETTO® GRIDLESS METAL SYSTEM	-	-	-	-	▣	▣	▣	-	-	-	▣	-	-	-	-	-	-
USG PANZ® METAL PANELS²	▣	▣	-	-	▣	▣	▣	▣	▣	▣	▣	▣	▣	-	-	▣	-
USG PARALINE® BAFFLES LINEAR CEILING SYSTEM	-	▣	-	-	▣	▣	-	-	-	-	▣	-	-	-	-	-	-
USG PIXELS®	-	-	-	-	▣	▣	-	-	-	-	▣	-	-	-	-	-	-
USG CEILINGS PLUS® ILLUSIONS®	-	-	▣	-	▣	▣	▣	-	-	-	▣	-	-	▣	▣	-	▣
USG CEILINGS PLUS® RADIANS®	-	-	▣	-	▣	▣	▣	-	-	-	▣	-	-	▣	▣	-	-
USG CEILINGS PLUS® BARZ®	-	-	▣	-	▣	▣	▣	-	-	-	▣	-	-	▣	▣	-	▣
USG CEILINGS PLUS® WALLFORMS™	-	-	▣	-	▣	▣	▣	-	-	-	▣	-	-	▣	▣	-	-
USG CEILINGS PLUS® PLANX™ UNIVERSAL	-	▣	▣	-	▣	▣	▣	▣	▣	▣	▣	-	-	▣	-	-	-
USG CEILINGS PLUS® EXPANSE™	-	-	▣	-	▣	▣	-	-	-	-	▣	-	-	-	-	-	▣
USG CEILINGS PLUS® PARTI™	-	-	▣	-	▣	▣	▣	-	-	-	▣	-	-	▣	▣	-	-

▣ Suspension, trim and panel available in same painted color.

▣ Suspension and trim available in coordinating painted colors only.

METAL FINISHES

PREMIUM METALS

2'x2' panels only

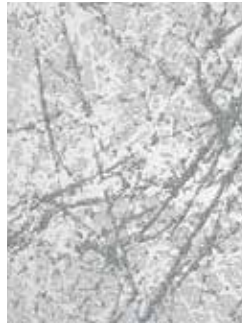
Aged Copper (1017)



Etched Ice Dark (1016)



Etched Ice Light (1015)




ANODIZED METAL PANELS¹

USG Celebration™ and Panz®, 2'x2' and 2'x4' panels only

Brushed Aluminum (PIA12)



Polished Brass (PM21)



Polished Chrome (PM61)



Satin Chrome (PM614)



CEILINGS PLUS ANODIZED METAL PANELS¹

Illusions®, Barz®, Planx™, Wallforms™, Beamz®, Radians®

Kryolite



Grau



Sateen



Notes

1. Anodized finish subject to "rainbowing"—multicolor patterns exaggerated by critical lighting.

METAL FINISHES

PAINTED METALS^{1,2}

Metallic finishes shown
Custom colors available in
painted finishes


Metallic Copper (1690)



Metallic Gold (1691)




Metallic Oyster (1652)




Silver Satin (002)



Flat White (050)



Bianco Mat® (4182)



Flat Black (205)



Matte Black (4183)



ANODIZED METALS LINEAR SYSTEMS^{3,4}

USG Paraline® II - Black
Reveal not available with
Anodized finishes

**Brushed Aluminum (PIA12)
Paraline® Plus**



**Polished Chrome (PM614)
Paraline® Plus**



**Brushed Aluminum (058)
Paraline® I & II**




**Polished Aluminum (086)
Paraline® I & II**




DIAMONDFLEX™

Expanded Metals 2'x2'
panels only


Louvered Bright White




Louvered Bright Silver



Sheer Bright White



Sheer Bright Silver




Notes

1. Metallic Copper, Metallic Gold and Metallic Oyster available in Paraline® Plus, Paraline® I & II, and in limited metal panel sizes. Paraline® III not available in Metallic finishes.
2. Two-foot maximum panel width for painted metallic finishes, except Silver Satin 002.
3. Anodized finish subject to "rainbowing"—multicolor patterns exaggerated by critical lighting.
4. Paraline® III not available in Anodized finishes.


METAL FINISHES

EXPANSE™
Metal patterns


EX-1: Raised (45% Open)




EX-2: Raised (55% Open)



EX-3: Raised (48% Open)




EX-4: Raised (62% Open)




EX-5: Raised (63% Open)




EX-6: Raised (76% Open)




EX-7: Raised (72% Open)



EX-8: Flattened (70% Open)



EX-9: Raised (12% Open)



Steel Blue



Bronze




Copper



Standard finishes

White



Black



Mill

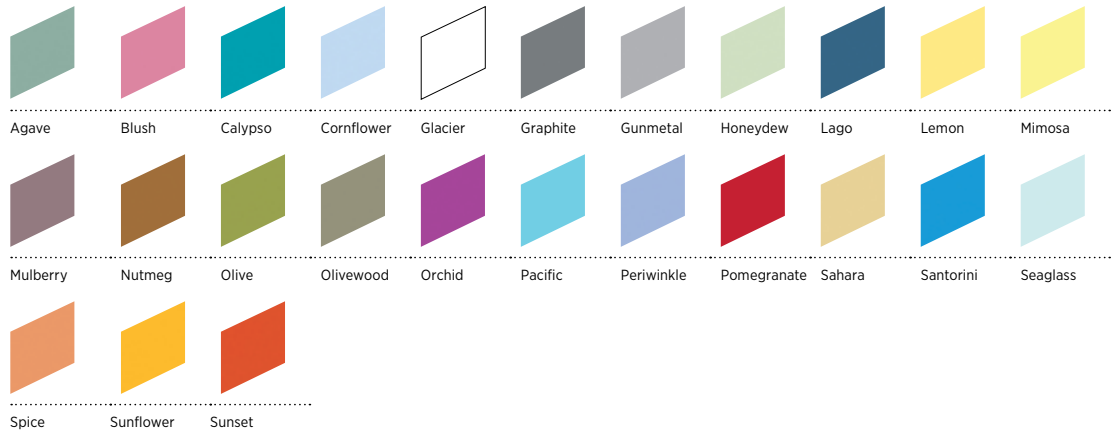


USG TRANSLUCENTS™ FINISHES

USG offers luminous ceiling panels in several distinctive styles and finishes. These color reproductions are shown to represent available finishes and colors. Décors are not to scale. A sample should be reviewed before placing an order.


COLOR GALLERY

For USG Billo™
Transluents™ Panels and
Transluents™ Canopies



DÉCORS

Shown with Coordinating
Suspension Color



WOOD FINISHES

USG SPECIALTY

TIMBRE™^{1,3}

Print finish on Metal
Coordinating suspension
and/or trim color available

Maple (4010)



VG Fir (4011)




Red Birch (4012)



Golden Glow Oak (4198)



Walnut (4014)



Roasted Chestnut (4197)



Cherry (4013)



Mahogany (4015)



Driftwood (4199)



WOOD TONES FAUX FINISHES^{1,3}

Coordinating suspension
and/or trim color
available.

Beech (3810)



Dark Bamboo (3808)



Dark Cherry (3811)



Light Bamboo (3809)



Light Cherry (3812)



Maple (3813)



Red Oak (3814)



Walnut (3815)



Notes

1. Color Disclaimer: Printed and/or online color swatches are only reproductions of actual standards and will vary in appearance due to differences in monitor and printer output.
2. Wood Disclaimer: Wood is a natural grain product with variations in grain, texture and color often ranging from light to dark, thereby affecting the surface look. Product finishes are spray-applied stain or sealer coats.
3. Faux wood finishes exhibit variations in grain, texture and color often ranging from light to dark, thereby affecting the surface look from one item to another.

WOOD FINISHES - USG SPECIALTY

**TRUE® WOOD
PANELS AND
LINEAR PLANKS^{1,2}**
Veneer

PLAIN SLICE

Maple
Book Matched, 20% Sheen, Clear



Red Oak
Book Matched, 20% Sheen, Clear



Walnut
Book Matched, 20% Sheen, Clear



Light Cherry
Book Matched, 20% Sheen, Clear



Dark Cherry
Book Matched, 20% Sheen, Clear



Beech
Book Matched, 20% Sheen, Clear



BAMBOO

Light Bamboo
Natural
Narrow Band, 20% Sheen, Clear



Dark Bamboo
Amber
Narrow Band, 20% Sheen, Clear



**TRUE® WOOD
GRILLES^{1,2}**
Solid Wood

Maple
Solid White Hardwood, Stained
20% Sheen, Clear




Red Oak
Solid White Hardwood, Stained
20% Sheen, Clear



Walnut
Solid White Hardwood, Stained
20% Sheen, Clear



Light Cherry
Solid White Hardwood, Stained
20% Sheen, Clear



Dark Cherry
Solid White Hardwood, Stained
20% Sheen, Clear



Notes


1. Color Disclaimer: Printed and/or online color swatches are only reproductions of actual standards and will vary in appearance due to differences in monitor and printer output.
2. Wood Disclaimer: Wood is a natural grain product with variations in grain, texture and color often ranging from light to dark, thereby affecting the surface look. Product finishes are spray-applied stain or sealer coats.
3. Faux wood finishes exhibit variations in grain, texture and color often ranging from light to dark, thereby affecting the surface look from one item to another.

WOOD FINISHES - USG SPECIALTY

TRUE® WOOD PERFORATION OPTIONS


The perforation options are not demonstrated here at actual size.

W100




6mm hole on 16mm spacing
10% open area

W200




6mm hole on 32mm spacing
3% open area

W300



8mm hole on 16mm spacing
20% open area


W400




8mm hole on 32mm spacing
5% open area

CHANNEL OPTIONS

W500 with Border 3.8mm groove depth



W600 with Border 3.8mm groove depth



WOOD FINISHES - USG CEILINGS PLUS®

ARBOREAL®^{1,2}

Real wood veneer
Interior only

Maple



VG Fir



White Oak



Cherry



Mahogany



Walnut



SARANTE®^{1,3}

PVC free laminate

S11 Crème Ovang



S21 Blond Teak



S31 Golden Oak



S12N Valley Maple



S32 CP Maple***



S33N2 Honey Anigre



S23N Golden Birch



S13 Red Birch***



Notes

1. Color Disclaimer: Printed and/or online color swatches are only reproductions of actual standards and will vary in appearance due to differences in monitor and printer output.
2. Wood Disclaimer: Wood is a natural grain product with variations in grain, texture and color often ranging from light to dark, thereby affecting the surface look. Product finishes are spray-applied stain or sealer coats.
3. Faux wood finishes exhibit variations in grain, texture and color often ranging from light to dark, thereby affecting the surface look from one item to another.
 - * Available in exterior
 - ** Available in 48" wide
 - ***Available in both exterior and 48" wide

WOOD FINISHES - USG CEILINGS PLUS®

SARANTE®^{1,3} (CONT)
PVC free laminate

S25 Natural Ovang



S34 Cherry Anigre



S14N Cinnamon Cherry



S22 Oak Line



S24N Grey Cedar



S15 Blond Pear



S37 Dark Jatoba**



S36N European Cherry



S16N Tan Sawn Oak



S17 Dark Oak



S27 Forest Walnut**



S26 Earth Rosewood



S18 Sable Walnut*



S38 Natural Walnut*



Notes

1. Color Disclaimer: Printed and/or online color swatches are only reproductions of actual standards and will vary in appearance due to differences in monitor and printer output.
 2. Wood Disclaimer: Wood is a natural grain product with variations in grain, texture and color often ranging from light to dark, thereby affecting the surface look. Product finishes are spray-applied stain or sealer coats.
 3. Faux wood finishes exhibit variations in grain, texture and color often ranging from light to dark, thereby affecting the surface look from one item to another.
- * Available in exterior
** Available in 48" wide
*** Available in both exterior and 48" wide

SEISMIC SOLUTIONS

Seismic compliance is the use of approved systems and designs that meet the seismic requirements of a building project, delivering safety to occupants while maintaining the building's function during and after seismic activity, such as an earthquake. Within those approved systems and designs are nonstructural components, which represent a high percentage of a project's capital investment. The basic objectives of seismic design for nonstructural components are to provide life safety, minimize property loss and prevent functional loss. Failure of these components in an earthquake has the potential to cause harm, block exits, impede rescue efforts and disrupt the building's function.

Since 1957, USG Donn® Brand Suspension Systems have set the standard, with the optimal combination of shape, size, steel gauge and connection details to produce the tightest systems available, with the greatest lateral and torsional stiffness. To this day, suspension systems from USG are proven to greatly exceed the lateral forces experienced in a seismic event.

To learn more about seismic design category, go to usg.com or cgcinc.com

CLEANROOMS

In the building industry, cleanrooms are defined as enclosed spaces that utilize air pressure and filters to control the amount of particulate matter in the air. A cleanroom has a controlled level of contamination that is specified by the number of particles per cubic meter for a given particulate size. Federal Standard 209E classifies cleanrooms from Class 1 to Class 100,000, whereas ISO 14644-1 classifies them from Class 1 to Class 9, as shown in the table below.

Clean Room Classification	
FED-STND-209E	ISO 14644-1
No Comparable STND	Class 1
No Comparable STND	Class 2
Class 1	Class 3
Class 10	Class 4
Class 100	Class 5
Class 1000	Class 6
Class 10,000	Class 7
Class 100,000	Class 8
No Comparable STND	Class 9



Our commitment to cleanroom technologies has enabled us to create a variety of ceiling systems that deliver the ultimate control in air quality. USG Clean Room™ Ceiling Systems feature a gasketed grid, hold-down clips, specific lighting fixtures and HEPA filters that are cleanroom-certified. Plus, USG Clean Room Ceiling Systems have been tested and certified by Acorn Industries, Inc.—the world's experts in contamination control engineering. USG Clean Room Ceiling Systems enable you to create a room with superb air quality from floor to ceiling.



USG offers a range of ISO Class 5 ceiling solutions.

To learn more about USG Clean Room Ceiling Systems, visit usg.com or cgcinc.com



USG Clean Room™ Acoustical Panels
Billion to One
Architect: DES
Photo: ©Kyle Jeffers Photography

PERFORMANCE CEILING FUNCTION BEAUTIFULLY



FIRE RESISTANCE

In the building industry, fire resistance refers to a variety of factors that all play a role in how well materials prevent the starting and spreading of fire within a space or spaces. The universal fire-safety properties are described in terms of fire resistance, surface-burning characteristics and noncombustibility.

Fire Resistance, Fire Endurance Rating or Fire-Rated: Fire-resistance ratings have long been used by UL/ULC, ASTM and building codes to measure the performance of various construction types for passive fire protection purposes. As applied to elements of buildings, the fire-resistance rating classifies the ability of an assembly to confine and isolate fire within a zone comprised of fire-resistant rated wall, ceiling and floor assemblies. The rating relates to the period of time the assembly will serve as a barrier to the spread of excessive heat and fire from one compartment to the next and how long the assembly will remain structurally stable under a standard fire exposure as defined by ASTM E119 or CAN/ULC-S101.

Flame Spread: The measure of a material's relative surface-burning behavior. Both the flame spread and smoke developed are measured in accordance with ASTM E84 or CAN/ULC-S102.

Noncombustible Material Class A Designation: This is a material that will not burn or contribute considerable fuel to a fire, as determined through ASTM E136 or CAN/ULC-S114. This includes materials that may ignite but will not sustain a flame. In addition, Class A products will not produce excessive smoke that obscures visibility—an important factor in designing safe exits for building occupants. Class A though is not a fire-resistance designation.

At USG, we are proud to be the leader among building material manufacturers in providing products and systems designed to keep people safe from fire. Our patented Firecode® products are designed to meet the life-safety codes of your build.

To learn more about USG fire safety and fire-rated assemblies, see the right column of this page, visit usgdesignstudio.com or cgcdesignstudio.com

HOLDING OUR PRODUCTS TO THE HIGHEST INDUSTRY STANDARDS

At USG, we are proud to achieve UL certification in both our USG Donn® Brand Suspension Systems, as well as our acoustical tiles.

USG Donn® Brand Suspension Systems	
PRODUCT	UL Type Designation
USG DXL™, USG DXL™ Concealed—15/16" wide	DXL
USG DXLA™, Aluminum Cap—15/16" wide	DXLA
USG ZXLA™, Aluminum Cap Environmental—15/16" wide	ZXLA
USG Centricitee™ DXLT™, 9/16" wide	DXLT
USG Finline® DXLF™, 9/16" wide, 1/4" bolt slot	DXLF
USG Drywall Suspension System, DGL—15/16"	DGL
USG Drywall Suspension System, DGLW—1-1/2" wide	DGLW
USG Paraline® Linear Metal System	DXLP

Acoustical Tiles	
Product	UL Type
USG Astro®	Astro-FR
USG Clean Room™	M
USG Fissured™ Basic	FR-83
USG Frost™ Basic	AP*
USG Glacier™ Basic	AP*
USG Radar™ Basic	FR-83
USG Radar™ Ceramic	FR-4
USG Radar™	FR-83
USG Radar™ High-NRC/High-CAC	FR-83
USG Radar™ Illusion™	FR-83
USG Radar™ Education	FR-83
USG Sandrift™ Basic	AP*
USG Sheetrock® Brand Lay-In Panels	FC-CB
USG Touchstone™	FR-83

*AP = AP, AP-1, AP-2, AP-3



Fire expansion relief notch allows for steel expansion during fire conditions

To learn more about USG fire safety and fire-rated assemblies, visit usgdesignstudio.com or cgcdesignstudio.com

TRADEMARKS

The trademarks USG, CGC, ABOREAL, ACOUSTIBOND, ACOUSTIC SF, ADVANCESPAN, ASPEN, ASTRO, AX, AXCE, BARZ, BEAMZ, BILLO, BLANCO MAT, CE, CEILINGS PLUS, CELEBRATION, CENTRICITEE, CLEAN ROOM, CLIMAPLUS, COLORTEX, COMPASSO, COMPOSITIONS, CURVATURA, DIAMONDFLEX, DONN, DX, DXACE, DXF, DXFEV, DXFF, DXI, DXL, DXLA, DXLF, DXLT, DXSS, DXT, DXW, ECLIPSE, ECOBLUEPRINT, ENSEMBLE, EXPANSE, FINELINE, FIRECODE, "F" FISSURED, FISSURED, FROST, GEOMETRIX, GLACIER, GRIDWARE, HALCYON, IDENTITEE, ILLUSION, JUNO LIBRETTO, LOGIX, MARS, MICRO, MILLENNIA, OLYMPIA, ORION, PANZ, PARALINE, PARALOCK, PARTI, PEBBLED, PEDESTALS, PIXELS, PLANX, PREMIER HI-LITE, PREMIER RADIALZ, NUBBY, QUICK-RELEASE, RADAR, RADIANTZ, RENDITIONS, ROCK FACE, SANDRIFT, SARANTE, SHEETROCK, TECHNIX, TIMBRE, TOPO, TOUCHSTONE, TRANSLUCENTS, TRUE, USG CEILINGS, USG CEILINGS PLUS, WALLFORMS, WIREWORKS, ZXLA, IT'S YOUR WORLD. BUILD IT, the USG/CGC logo, the design elements and colors, and related marks are trademarks of USG Corporation or its affiliates.

DANOLINE and HERADESIGN are trademarks of Knauf GmbH.

AutoCAD and Revit are registered trademarks of Autodesk, Inc.

LEED and LEED Green Building Rating System are registered trademarks of the U.S. Green Building Council.

NOTE

Products described here may not be available in all geographic markets. Consult your USG Company sales office or representative for information.

NOTICE

We shall not be liable for incidental and consequential damages, directly or indirectly sustained, nor for any loss caused by application of these goods not in accordance with current printed instructions or for other than the intended use. Our liability is expressly limited to replacement of defective goods. Any claim shall be deemed waived unless made in writing to us within thirty (30) days from date it was or reasonably should have been discovered. See our Terms and Conditions here.

SAFETY FIRST!

Follow good safety and industrial hygiene practices during handling and installation of all products and systems. Take necessary precautions and wear the appropriate personal protective equipment as needed. Read SDS and related literature on products before specification and/or installation on usg.com, usgdesignstudio.com, cgcinc.com and cgcdesignstudio.com



USG Ceilings Plus® Barz® Modular Acoustic Baffles
Finish: Blanco Mat®
Davis Furniture
Architect: C+K Architects
Photo: ©Tim Buchman



USG Ceilings Plus® Barz® Modular Acoustic Baffles
Finish: Sarante® Dark Jatoba
Idaho Falls Regional Airport
Architect: Mead & Hunt
Photographer: © Fungi Media



SEE US ON YOUTUBE

USG Corporation
CGC Inc. Videos



FIND US ON FACEBOOK

USG Corp, CGC Inc



FOLLOW US ON LINKEDIN

USG Corp, CGC Inc



SEE US ON INSTAGRAM

USG Corp, CGC Inc

PRODUCT INFORMATION

For the most up-to-date technical information, visit usgdesignstudio.com or cgcdesignstudio.com

CUSTOMER SERVICE

USG: 800 950-3839
CGC: 800 387-2690

TECHNICAL SERVICE

800 USG.4YOU (874-4968)

WEBSITES

usg.com
cgcinc.com
usgdesignstudio.com
cgcdesignstudio.com

SAMPLES/LITERATURE/FAX

USG: usg.com
CGC: Contact Local Sales Rep