

GSM Fixed SkyMax Skylight

Technical Product Data Sheet

Description

- GSM Fixed Curb Mount Skylight that mounts to a site-built curb (residential curbs typically 2x4 or 2x6). Fixed skylight, provided with various glazings, is manufactured with an aluminum neutral grey profile with an insulated glass unit. Integral gasket prevents air and water infiltration while allowing the removal of interior condensation.

Installation

- No designated top, bottom, or sides for installation in any direction.
- Single unit applications only (combination applications not possible).
- 1 degree to 60 degrees, use standard installation procedure.

Flashings

- N/A

Interior Accessories

- N/A

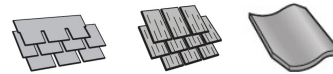

Standard Sizes

- 4896, 5199
- Custom sizes available. Maximum 35 square feet. Minimum outside curb dimension 17½" W or H. Maximum outside curb dimension 120" W or H.

Type Sign

- Example: GSM 4896 0090B 01BM05
- Etched into exterior frame cover.

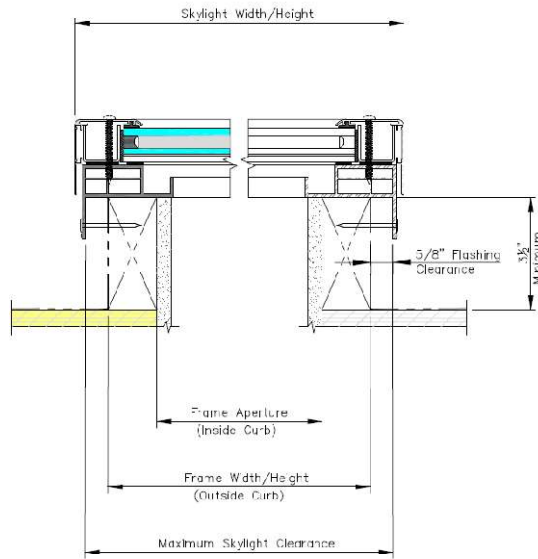
Custom Finish Colors



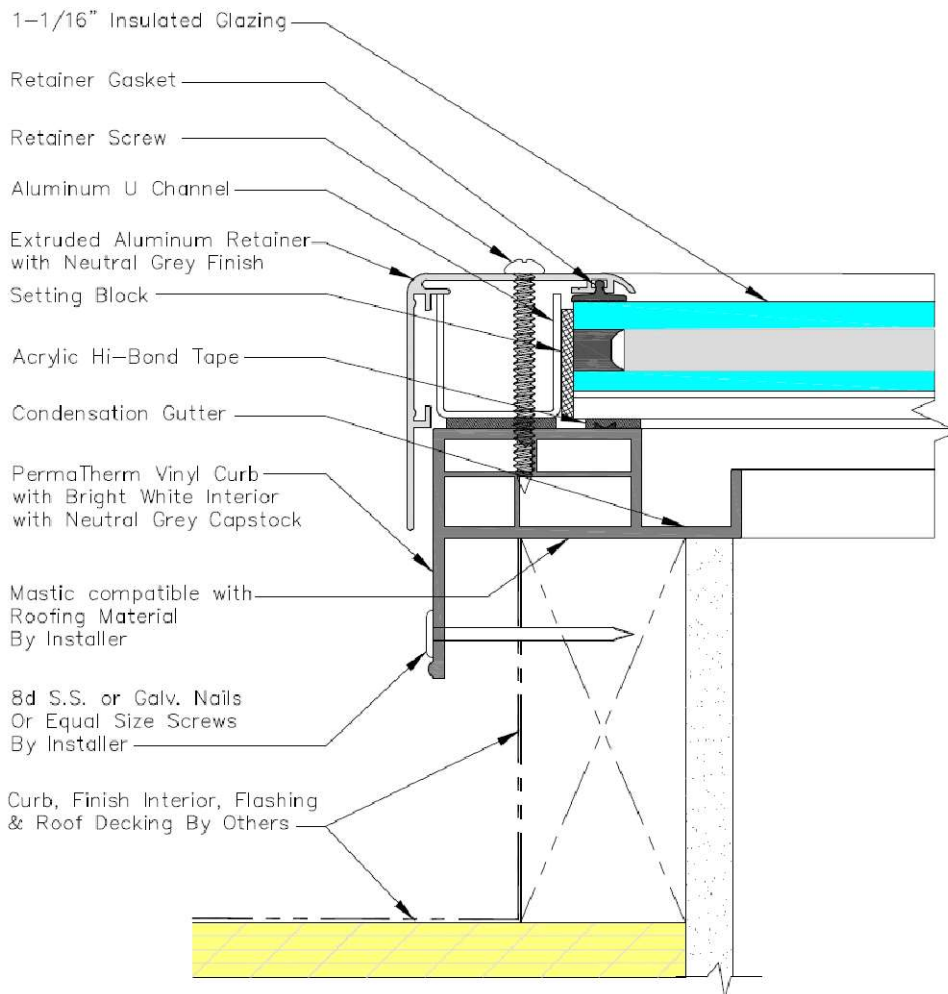
Warranty

- **Skylight** – 10 years from the date of purchase; VELUX warrants that the skylight will be free from defects in material and workmanship.
- **Accessories and Electrical Components** – 5 years from the date of purchase; VELUX warrants Velux shades and control systems will be free from defects in material and workmanship.

Cross Section



Size	Frame Width	Aperture Width	Skylight Width	Max Skylight Clearance Width	Frame Height	Aperture Height	Skylight Height	Max Skylight Clearance Height	Daylight Area (Sq. Feet)
4896	48	45	49 7/8	49 1/4	96	93	97 7/8	97 1/4	29.06
5199	51	48	52 7/8	52 1/4	99	96	100 7/8	100 1/4	32



Ratings for 100 Series and 200 Impact Series Glazings

Glazing	NFRC U-factor	NFRC SHGC	NFRC Vt	Hallmark 426-H-724
99-100/99-200 – SB70XL outer pane/clear HS laminated inner pane.	0.51	0.25	0.58	✓
99-101/99-201 – SB70XL outer pane/Cool Mist HS laminated inner pane.	0.51	0.25	0.51	✓
99-102/99-202 – SB70XL outer pane/Artic Snow HS laminated inner pane.	0.51	0.24	0.42	✓
99-103/99-203 – SB70XL outer pane/clear HS laminated +Energy Advantage inner pane.	0.46	0.24	0.54	✓
99-104/99-204 – SB70XL outer pane/Cool Mist HS laminated +Energy Advantage inner pane.	0.46	0.23	0.47	✓
99-105/99-205 – SB70XL outer pane/Artic Snow HS laminated +Energy Advantage inner pane.	0.46	0.23	0.39	✓
99-106/99-206 – SB70XL on bronze outer pane/clear HS laminated inner pane.	0.51	0.18	0.35	✓
99-107/99-207 – SB70XL on bronze outer pane/clear HS laminated +Energy Advantage inner pane.	0.46	0.17	0.32	✓
99-108/99-208 – SB70XL on gray outer pane/clear HS laminated inner pane.	0.51	0.17	0.29	✓
99-109/99-209 – SB70XL on gray outer pane/clear HS laminated +Energy Advantage inner pane.	0.46	0.16	0.27	✓

Ratings for 150 Series and 250 Impact Series Glazings

Glazing	NFRC U-factor	NFRC SHGC	NFRC Vt	Hallmark 426-H-724
99-150/99-250 – SB70XL outer pane/clear HS laminated inner pane.	0.56	0.26	0.58	✓
99-151/99-251 – SB70XL outer pane/Cool Mist HS laminated inner pane.	0.56	0.25	0.51	✓
99-152/99-252 – SB70XL outer pane/Artic Snow HS laminated inner pane.	0.56	0.25	0.42	✓
99-153/99-253 – SB70XL outer pane/clear HS laminated +Energy Advantage inner pane.	0.49	0.24	0.54	✓
99-154/99-254 – SB70XL outer pane/Cool Mist HS laminated +Energy Advantage inner pane.	0.49	0.24	0.47	✓
99-155/99-255 – SB70XL outer pane/Artic Snow HS laminated +Energy Advantage inner pane.	0.49	0.23	0.39	✓
99-156/99-256 – SB70XL on bronze outer pane/clear HS laminated inner pane.	0.56	0.19	0.35	✓
99-157/99-257 – SB70XL on bronze outer pane/clear HS laminated +Energy Advantage inner pane.	0.49	0.18	0.32	✓
99-158/99-258 – SB70XL on gray outer pane/clear HS laminated inner pane.	0.56	0.18	0.29	✓
99-159/99-259 – SB70XL on gray outer pane/clear HS laminated +Energy Advantage inner pane.	0.49	0.17	0.27	✓